



US00D664920S

(12) **United States Design Patent**  
**Huang**

(10) **Patent No.:** **US D664,920 S**

(45) **Date of Patent:** **\*\* Aug. 7, 2012**

(54) **CHARGER**

(75) Inventor: **Chao Huang**, Helsinki (FI)

(73) Assignee: **Nokia Corporation**, Espoo (FI)

(\*\*) Term: **14 Years**

(21) Appl. No.: **29/410,978**

(22) Filed: **Jan. 13, 2012**

(51) **LOC (9) Cl.** ..... **13-02**

(52) **U.S. Cl.** ..... **D13/107**

(58) **Field of Classification Search** ..... D13/107-110,  
D13/118-119, 184; D14/251, 253, 432,  
D14/434; 320/107-115

See application file for complete search history.

(56) **References Cited**

**U.S. PATENT DOCUMENTS**

D492,249 S	6/2004	Suomalainen et al.	
D597,937 S *	8/2009	Haw et al.	D13/107
D598,374 S *	8/2009	Sasada	D13/108
D608,731 S *	1/2010	Amit	D13/107
D608,733 S *	1/2010	Smith	D13/107
D613,683 S *	4/2010	Baxter et al.	D13/107
D618,168 S *	6/2010	Baxter et al.	D13/107
D628,960 S *	12/2010	Shimizu et al.	D13/107
D645,816 S *	9/2011	Sasada et al.	D13/108
D645,817 S *	9/2011	Sasada et al.	D13/108

D646,631 S *	10/2011	Gotou et al.	D13/107
D654,860 S *	2/2012	Holthusen	D13/107
D659,090 S *	5/2012	deRoo et al.	D13/107

**OTHER PUBLICATIONS**

iTube2200 by Power Bank, release date unknown, but prior to filing date of the instant application, [online], [retrieved on Apr. 10, 2012]. Retrieved from Internet, <URL: <http://cnptechnology.en.made-in-china.com/product/foLnyDvYXwVR/China-Power-Bank-Itube2200-for-iPhone-iPod-Blackberry-HTC-LG-Nokia-Samsung-Sony-Ericsson-Nintendo-PSP-GPS-and-etc.html>>.

\* cited by examiner

*Primary Examiner* — Rosemary K Tarcza

(74) *Attorney, Agent, or Firm* — Banner & Witcoff, Ltd.

(57) **CLAIM**

The ornamental design for a charger, as shown and described.

**DESCRIPTION**

FIG. 1 is a perspective view of a charger showing my new design;

FIG. 2 is a front view thereof;

FIG. 3 is a rear view thereof;

FIG. 4 is a left side view thereof;


FIG. 5 is a right side view thereof;

FIG. 6 is a top view thereof; and,

FIG. 7 is a bottom view thereof.

The broken lines of the charger in the figures and the unshaded regions therein are for illustrative purposes only and form no part of the claimed design.

**1 Claim, 4 Drawing Sheets**



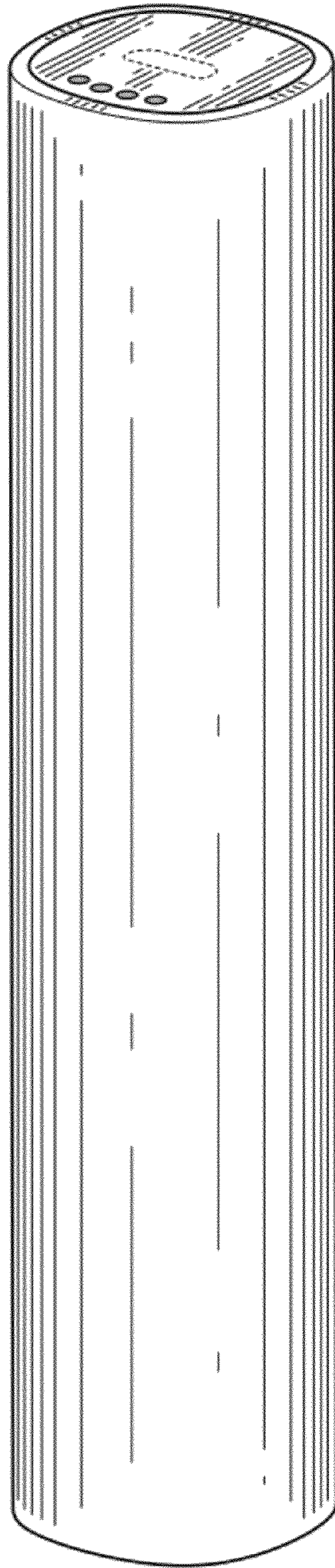


FIG. 1



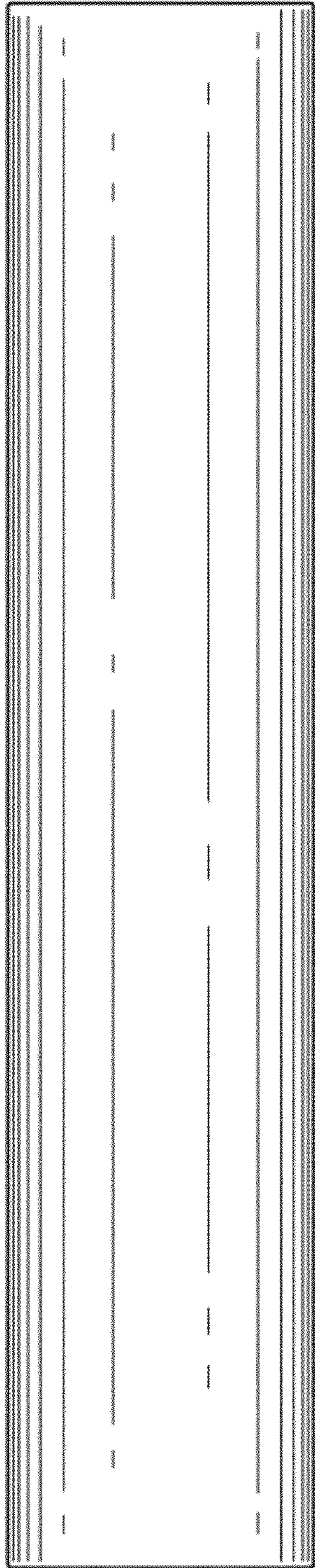


FIG. 2

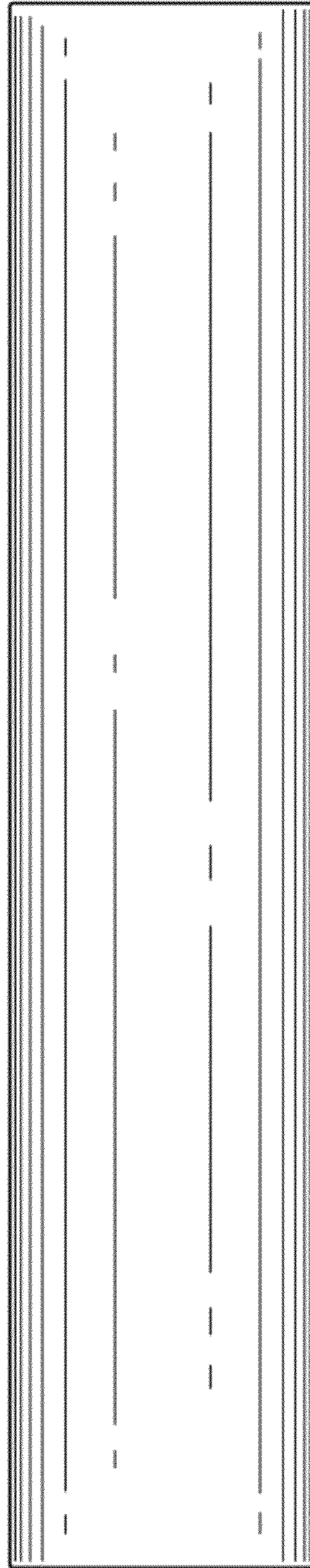


FIG. 3



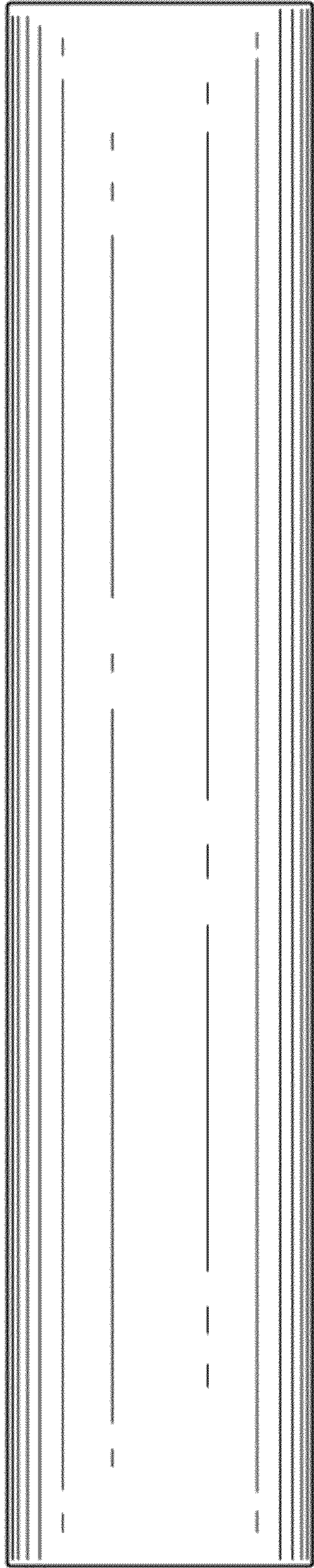


FIG. 4

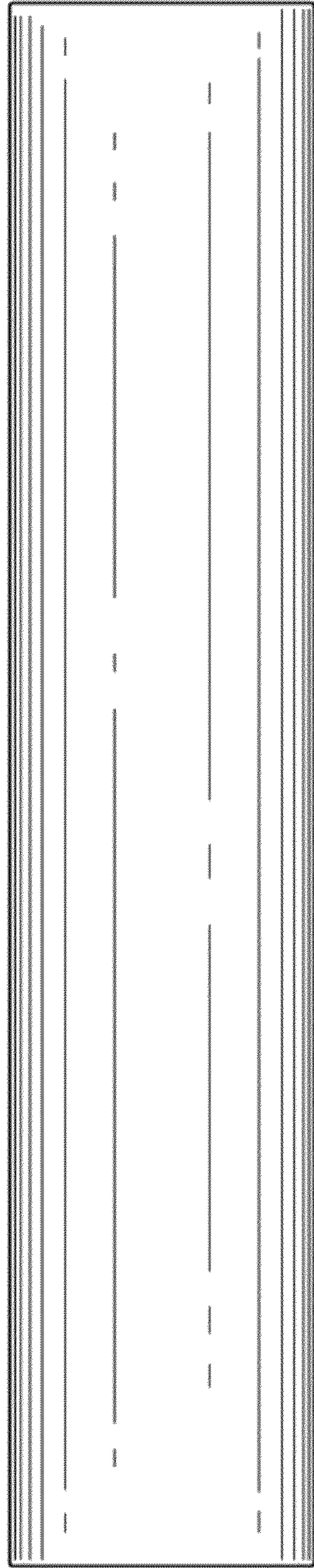


FIG. 5



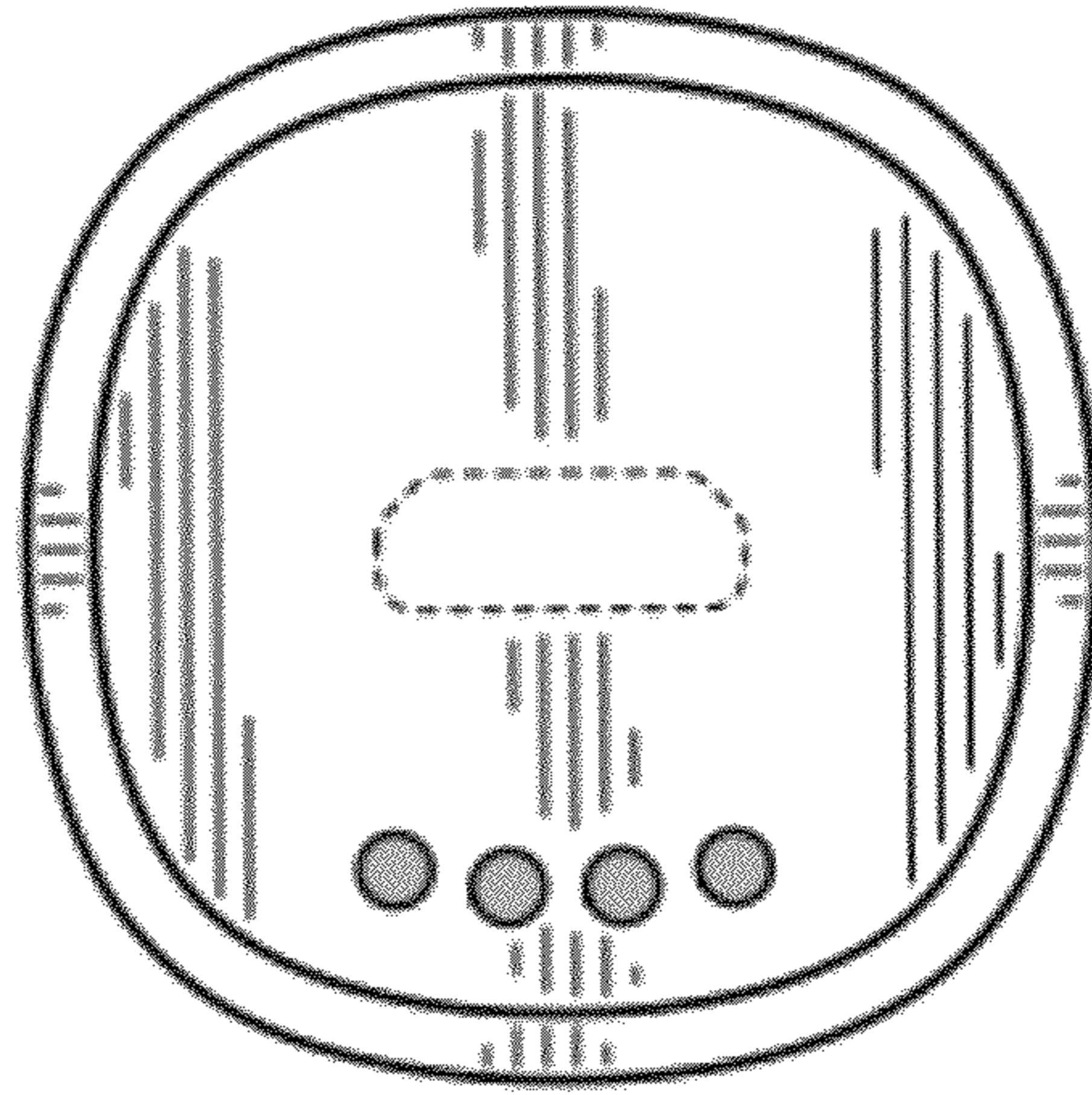


FIG. 6

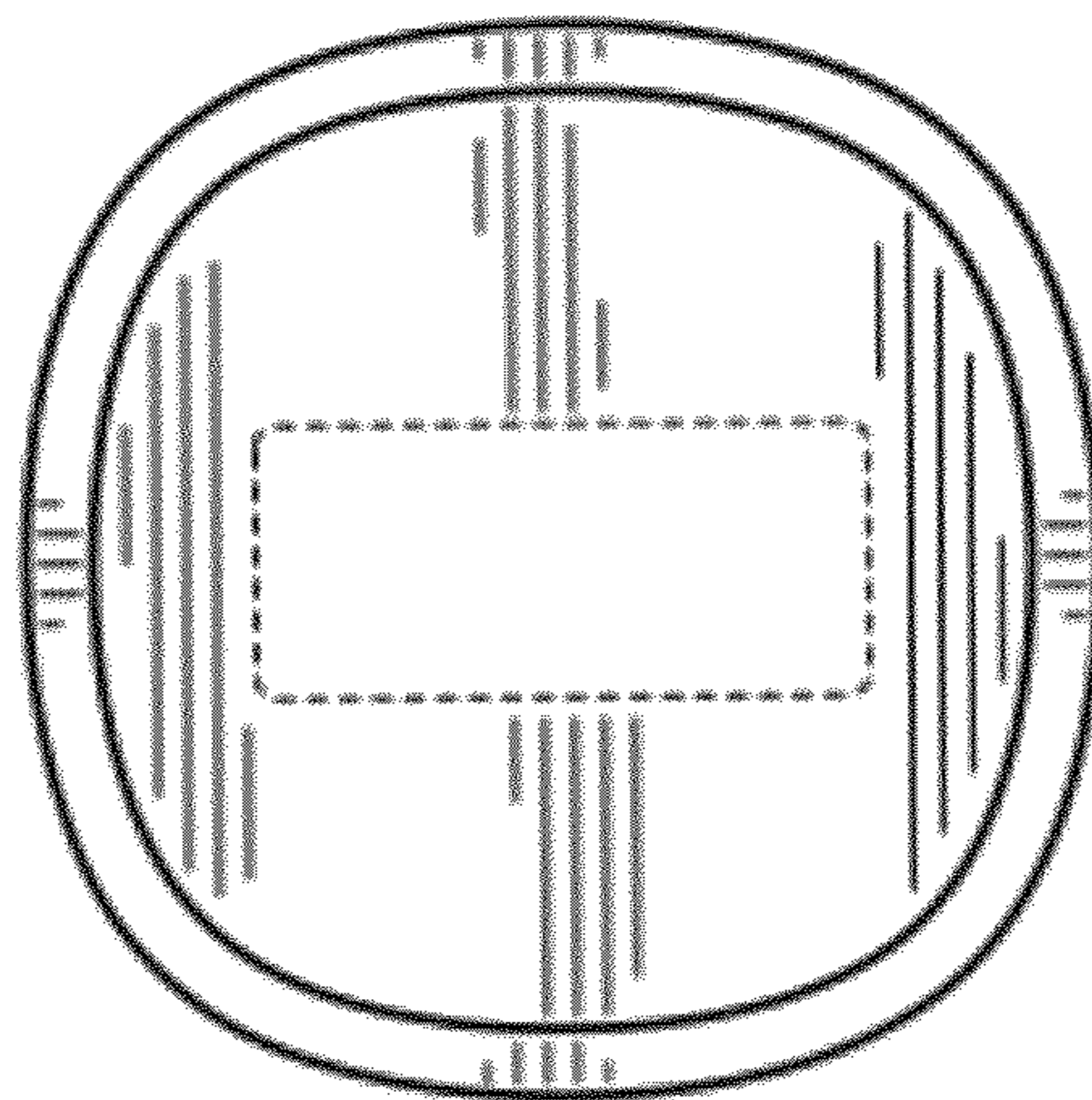


FIG. 7