



US00D664916S

(12) **United States Design Patent**
Conger

(10) **Patent No.:** **US D664,916 S**
(45) **Date of Patent:** **** Aug. 7, 2012**

(54) **SOLAR ARRAY**
(75) Inventor: **Steven J. Conger**, Carbondale, CO (US)
(73) Assignee: **P4P Holdings, LLC**, Carbondale, CO (US)
(**) Term: **14 Years**
(21) Appl. No.: **29/394,727**

4,429,178 A 1/1984 Prideaux et al.
4,449,347 A 5/1984 Rooney
4,457,035 A 7/1984 Habegger et al.
4,487,989 A 12/1984 Wakefield et al.
4,574,535 A 3/1986 Pabsch
4,587,951 A 5/1986 Townsend
4,602,613 A 7/1986 Barr
D285,829 S 9/1986 Lock
4,656,996 A * 4/1987 Aharon 126/600
(Continued)

(22) Filed: **Jun. 21, 2011**
(51) **LOC (9) Cl.** **13-02**
(52) **U.S. Cl.** **D13/102**
(58) **Field of Classification Search** D13/102,
D13/101, 184, 199; 52/82, 83, 173.3; 126/600,
126/605, 623, 624, 667; 136/206, 244-252,
136/256, 291, 292; 248/49; 250/214.1; 359/848,
359/850, 853

FOREIGN PATENT DOCUMENTS
CA 2397850 2/2004
(Continued)

See application file for complete search history.

OTHER PUBLICATIONS
Baumgartner et al. "Solar Wings A New Lightweight PV Tracking System", 23re Eu PVSEC, Valencia, Sep. 4, 2008, invited talk 4DO. 9.5.
(Continued)

(56) **References Cited**

Primary Examiner — Derrick Holland
(74) *Attorney, Agent, or Firm* — Sheridan Ross P.C.

U.S. PATENT DOCUMENTS

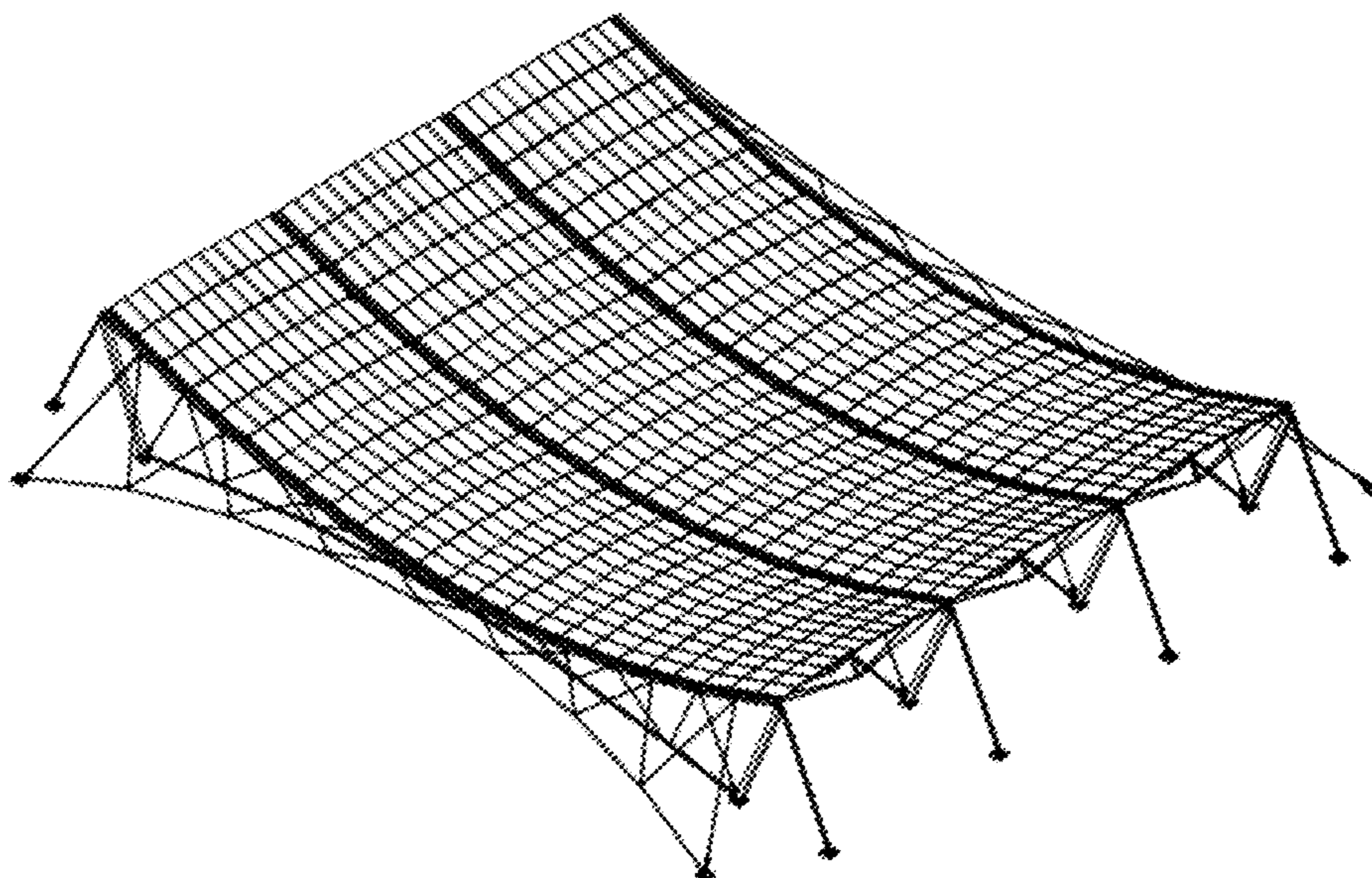
3,449,874 A 6/1969 Beaupre'
3,704,560 A 12/1972 Ratliff, Jr.
3,750,349 A 8/1973 Deike
4,025,786 A 5/1977 Hamilton
4,063,963 A 12/1977 Bond, Jr.
4,071,017 A 1/1978 Russell, Jr. et al.
4,119,863 A 10/1978 Kelly
4,122,675 A 10/1978 Polyak
4,186,720 A 2/1980 Schmauder et al.
4,216,762 A 8/1980 Klaila
4,245,616 A 1/1981 Wyland
4,245,895 A 1/1981 Wildenrotter
4,269,173 A 5/1981 Krueger et al.
D260,679 S 9/1981 Mayerovitch
4,380,996 A 4/1983 Mengerlinghausen
4,386,600 A 6/1983 Eggert, Jr.
4,415,759 A 11/1983 Copeland et al.

(57) **CLAIM**
The ornamental design for a solar array, as shown and described.

DESCRIPTION

FIG. 1 is a perspective view of the solar array;
FIG. 2 is a top plan view of FIG. 1;
FIG. 3 is a bottom plan view of FIG. 1;
FIG. 4 is a front elevation view of FIG. 1, a rear elevation view being identical; and,
FIG. 5 is left side elevation view of FIG. 1, a right side view being identical.

1 Claim, 4 Drawing Sheets



U.S. PATENT DOCUMENTS

4,832,001 A 5/1989 Baer
 4,835,918 A 6/1989 Dippel
 D303,244 S 9/1989 Hanak
 D311,722 S 10/1990 Cheng
 5,058,565 A 10/1991 Gee et al.
 5,069,540 A * 12/1991 Gonder 359/853
 5,125,608 A 6/1992 McMaster et al.
 5,176,758 A 1/1993 Nath et al.
 5,212,916 A 5/1993 Dippel et al.
 5,236,378 A 8/1993 Newman
 5,347,402 A 9/1994 Arbogast
 D353,129 S 12/1994 Ricaud et al.
 5,478,407 A 12/1995 Dorison et al.
 5,524,401 A 6/1996 Ishikawa et al.
 D380,191 S 6/1997 White
 5,769,068 A 6/1998 Takahashi
 D408,554 S 4/1999 Dinwoodie
 5,937,849 A 8/1999 Myles, III et al.
 5,961,099 A 10/1999 Thommen, Jr.
 D425,013 S 5/2000 Lai
 6,091,016 A 7/2000 Kester
 6,105,316 A 8/2000 Bottger et al.
 D442,139 S 5/2001 Sasaoka
 RE37,498 E 1/2002 Thomas
 6,397,869 B1 6/2002 Jennings
 6,443,145 B1 9/2002 Buron et al.
 D469,399 S 1/2003 Shugar
 6,563,040 B2 5/2003 Hayden et al.
 D475,320 S 6/2003 Hensley et al.
 6,930,237 B2 8/2005 Mattiuzzo
 D511,576 S 11/2005 Shingleton et al.
 7,285,719 B2 10/2007 Conger
 D560,605 S 1/2008 McClintock et al.
 D560,606 S 1/2008 McClintock et al.
 7,325,543 B2 2/2008 Momii et al.
 7,557,292 B2 7/2009 Shingleton et al.
 D605,585 S 12/2009 Conger
 7,687,706 B2 3/2010 Conger
 D625,250 S 10/2010 Conger
 7,847,185 B2 12/2010 Schwarze
 7,866,035 B2 1/2011 Cummings et al.
 D633,033 S 2/2011 Conger
 2005/0141153 A1 6/2005 Mucci et al.
 2008/0047546 A1 2/2008 Cummings
 2008/0057776 A1 3/2008 Cummings
 2008/0168981 A1 7/2008 Cummings et al.
 2008/0283112 A1 11/2008 Conger
 2008/0283113 A1 11/2008 Conger
 2009/0038672 A1 2/2009 Conger
 2009/0184223 A1 7/2009 Schwarze et al.
 2009/0200808 A1 8/2009 Parmley
 2009/0211625 A1 8/2009 Schwarze
 2009/0244890 A1 10/2009 Pelken et al.
 2010/0000516 A1 1/2010 Conger
 2010/0038507 A1 2/2010 Schwarze et al.
 2010/0051083 A1 3/2010 Boyk
 2010/0089433 A1 4/2010 Conger et al.
 2010/0095609 A1 4/2010 Kim
 2010/0133396 A1 6/2010 Conger et al.
 2010/0183443 A1 7/2010 Thorne
 2010/0212654 A1 8/2010 Trevijano
 2010/0251618 A1 10/2010 Nishikawa et al.
 2010/0314509 A1 12/2010 Conger
 2011/0089698 A1 4/2011 Ahmadi
 2011/0113705 A1 5/2011 Raczkowski
 2011/0221203 A1 9/2011 Miller
 2011/0277809 A1 11/2011 Dalland et al.

FOREIGN PATENT DOCUMENTS

DE 3504133 8/1986
 DE 3643487 6/1988
 DE 4038646 6/1992
 DE 10050021 4/2001
 DE 10116783 10/2002
 EP 0373234 6/1990
 JP 10-266499 10/1998
 JP 2004-71805 9/2005
 WO WO 2005/085633 9/2005
 WO WO 2008/141813 11/2008
 WO WO 2009/065377 5/2009

OTHER PUBLICATIONS

“coolearth technology” coolearth, available at <http://www.coolearthsolar.com/technology>, date unknown, p. 1-2.
 Definition of “column,” <http://www.thefreedictionary.com/p/column>, printed Dec. 14, 2010, 4 pages.
 Difference between shear connection and moment connections, http://wiki.answers.com/Q/Difference_between_shear_connection_and_moment_connections, printed Dec. 14, 2010, 1 page.
 Definition of “moment connection,” <http://mbmisteelbuildings.com/metal-building-terms#m>, printed Dec. 19, 2010, 1 page.
 Definition of “moment,” <http://www.thefreedictionary.com/p/moment>, printed Dec. 19, 2010, 4 pages.
 “Sharp Provides Solar Panels for Winery’s “Floatovoltaic” Solar Array”, available at <http://solarbuss.com/News/NewsNAPR1099.htm>, dated May 29, 2008 (accessed Jun. 23, 2008), pp. 1-2.
 Foster + Partners “Hearst Headquarters”, available at <http://www.fosterandpartners.com/Projects/1124/Default.aspx>, printed Aug. 5, 2008, 11 pages.
 Solyndra web pages available at <http://www.solyndra.com>, printed May 11, 2009, 7 pages.
 “Single Axis SunPower T20 Trackers”, date unknown, 5 pages.
 Solon Hilber—Malaga/Spain, available at <http://www.solonhilber.at>, translated by Google translate, available as early as Sep. 21, 2007, printed Mar. 23, 2010, 7 pages.
 Examination Report for European Patent Application No. 04759693. 7-1528, dated Apr. 27, 2007.
 International Search Report for International (PCT) Patent Application No. PCT/US2004/008509, dated Oct. 22, 2004.
 Written Opinion for International (PCT) Patent Application No. PCT/US2004/008509, dated Oct. 21, 2004.
 International Preliminary Report on Patentability for International (PCT) Patent Application No. PCT/US2004/008509, dated Oct. 14, 2005.
 Examiner’s First Report for Australian Patent Application No. 2004231646, dated Jul. 23, 2008.
 International Search Report for International (PCT) Patent Application No. PCT/US08/71414, dated Sep. 26, 2008.
 Written Opinion for International (PCT) Patent Application No. PCT/US08/71414, dated Sep. 26, 2008.
 International Search Report for International (PCT) Patent Application No. PCT/US09/44060, mailed Jun. 24, 2009.
 Written Opinion for International (PCT) Patent Application No. PCT/US09/44060, mailed Jun. 24, 2009.
 International Preliminary Report on Patentability for International (PCT) Patent Application No. PCT/US2008/071414, mailed Nov. 25, 2010.
 International Preliminary Report on Patentability for International (PCT) Patent Application No. PCT/US2009/044060, mailed Nov. 25, 2010.
 Official Action for Australia Patent Application No. 2009246194, dated Aug. 22, 2011, 2 pages.

* cited by examiner

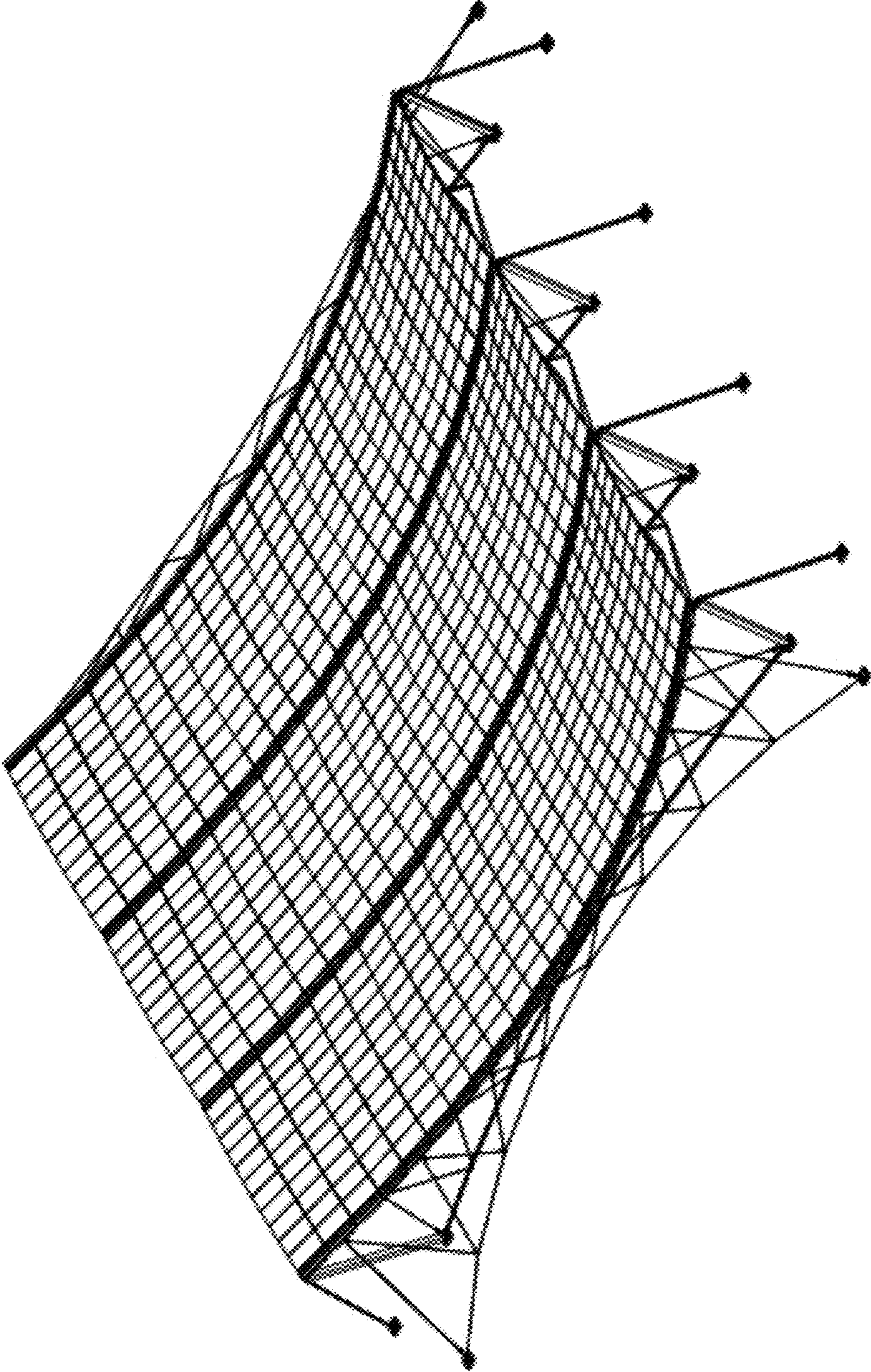


FIG.1

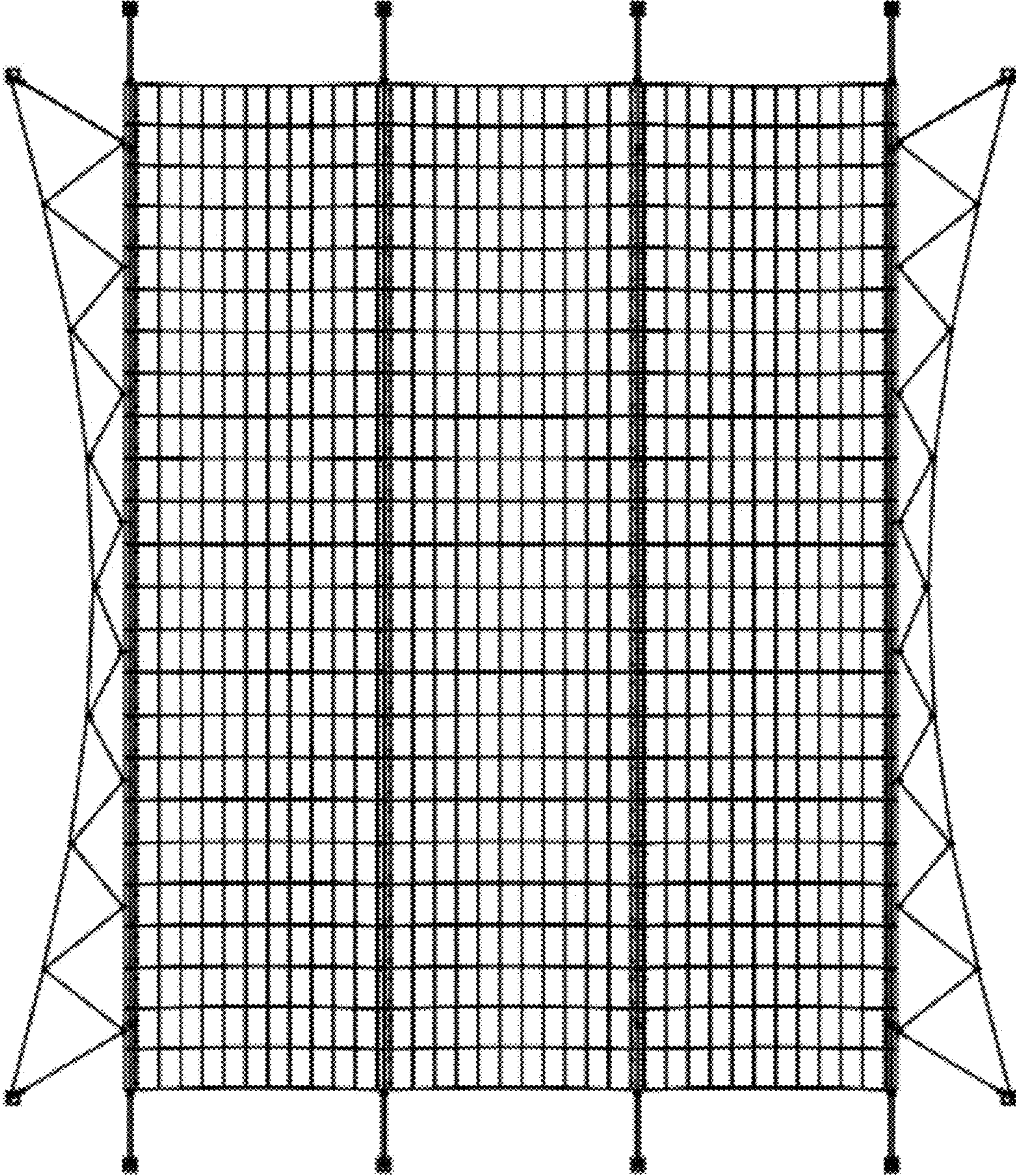


FIG.2

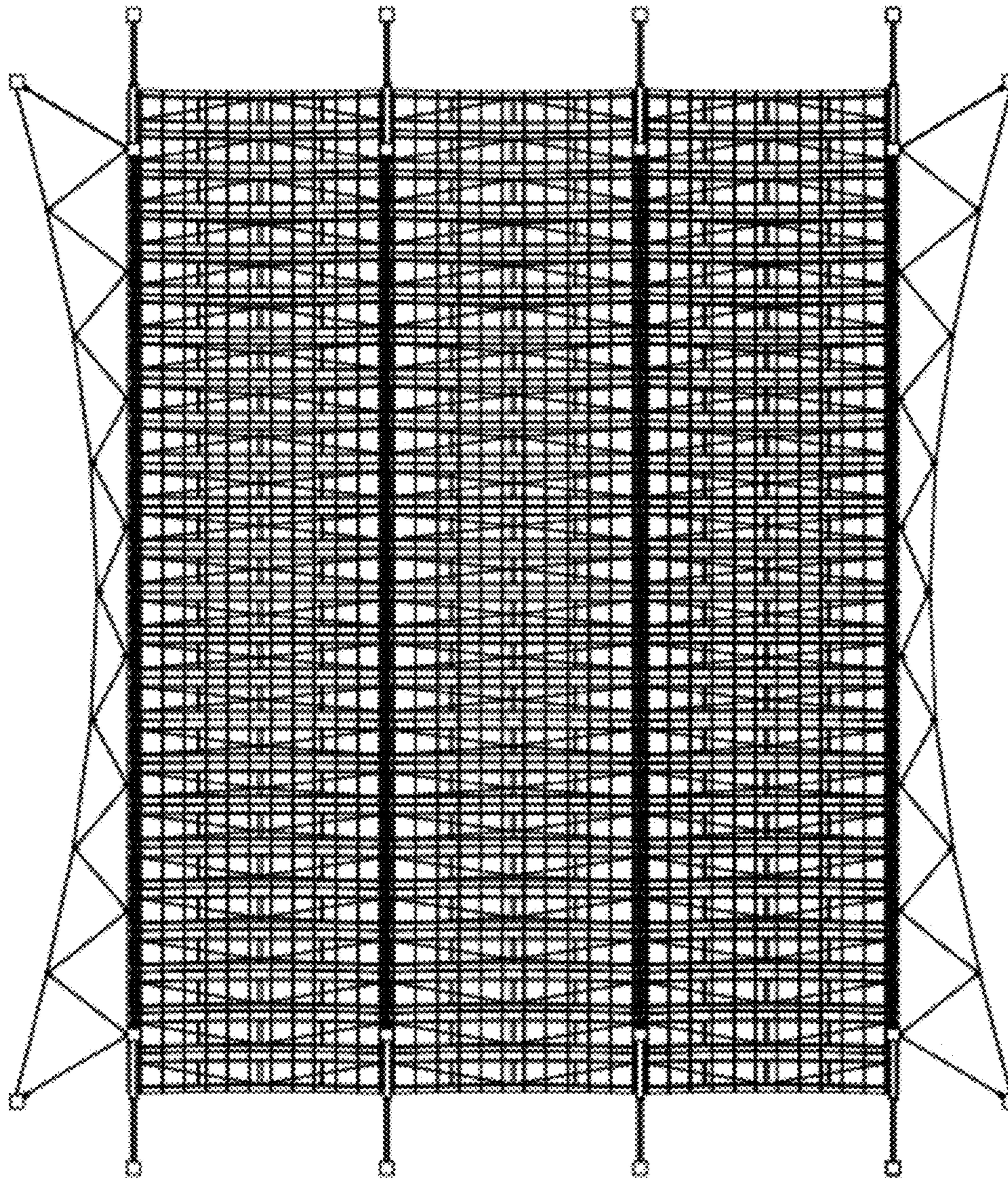


FIG.3

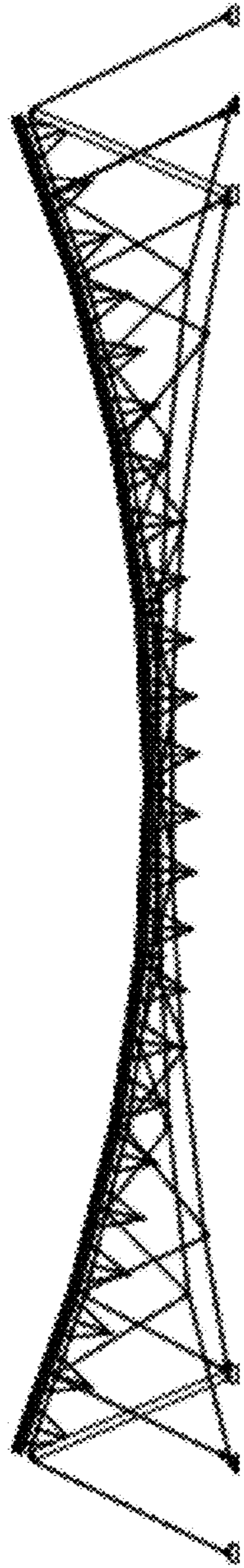


FIG. 4




FIG. 5