

US00D664912S

(12) **United States Design Patent**  
**Warren et al.**

(10) **Patent No.:** **US D664,912 S**

(45) **Date of Patent:** **\*\* Aug. 7, 2012**

(54) **BUS ROOF ENCLOSURE SYSTEM**

(76) Inventors: **David C. Warren**, Mercer Island, WA (US); **Dan Allen**, Jacksonville, AL (US); **Bill Coryell**, Georgetown, TX (US); **Laszlo Juhasz**, Anniston, AL (US); **Pal Habuda**, Solymar (HU); **Mike Miernik**, Corinth, TX (US); **Janos Toth**, Budapest (HU)

(\*\*) Term: **14 Years**

(21) Appl. No.: **29/393,295**

(22) Filed: **Jun. 2, 2011**

(51) **LOC (9) Cl.** ..... **12-16**

(52) **U.S. Cl.** ..... **D12/401**

(58) **Field of Classification Search** ..... D12/401-405;  
160/370.21, 370.22, 370.23; 150/158, 165-167;  
296/136.01, 95.1, 84.1, 77.1; 224/328; 135/88.01,  
135/88.1, 91, 93, 95; 280/770

See application file for complete search history.

(56) **References Cited**

U.S. PATENT DOCUMENTS

D298,928 S *	12/1988	Johnson et al.	.....	D12/401
D362,423 S *	9/1995	Thomas, Jr.	.....	D12/401
D381,953 S *	8/1997	Collins et al.	.....	D12/401
D461,144 S *	8/2002	Rex	.....	D12/100

D514,029 S *	1/2006	Truong	.....	D12/99
D602,417 S *	10/2009	Connors	.....	D12/401
D650,321 S *	12/2011	Hamilton	.....	D12/413

\* cited by examiner

*Primary Examiner* — Caron D Veynar

*Assistant Examiner* — Katrina A Betton

(74) *Attorney, Agent, or Firm* — C. Brandon Browning;  
Maynard Cooper & Gale, PC

(57) **CLAIM**

The ornamental design for a bus roof enclosure system, as shown and described.

**DESCRIPTION**

FIG. 1 is a front perspective view of a bus roof enclosure system in accordance with the present invention.

FIG. 2 is a side elevational view of the bus roof enclosure system of FIG. 1.

FIG. 3 is a front elevational view of the bus roof enclosure system of FIG. 1.

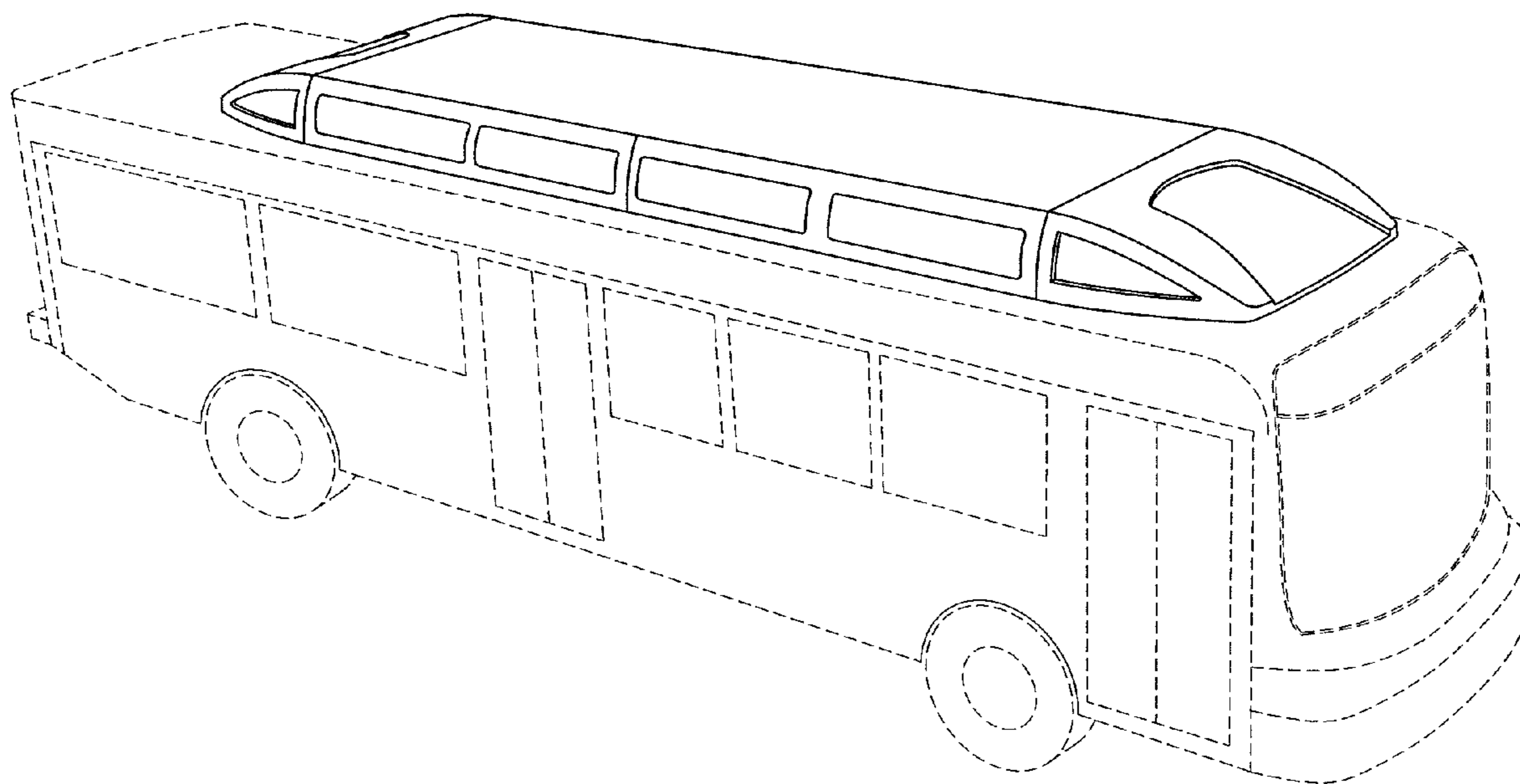
FIG. 4 is a rear elevational view of the bus roof enclosure system of FIG. 1.

FIG. 5 is a top plan view of the bus roof enclosure system of FIG. 1; and,

FIG. 6 is a front perspective view of the bus roof enclosure system of FIG. 1 coupled to a bus.

In the drawings, the broken lines in FIG. 6 depict a bus and form no part of the claimed design.

**1 Claim, 3 Drawing Sheets**



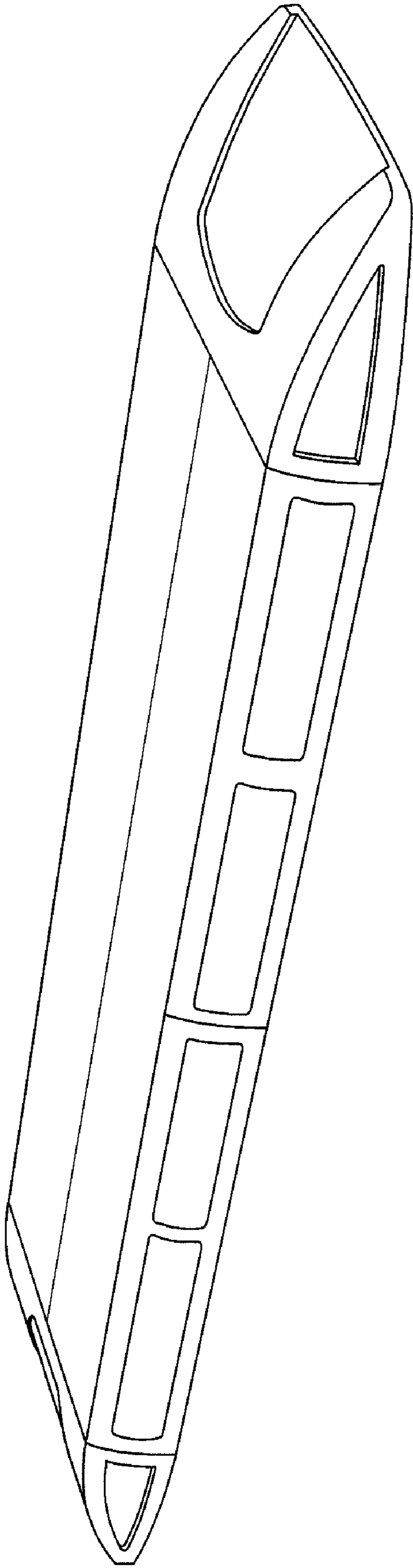


FIG. 1

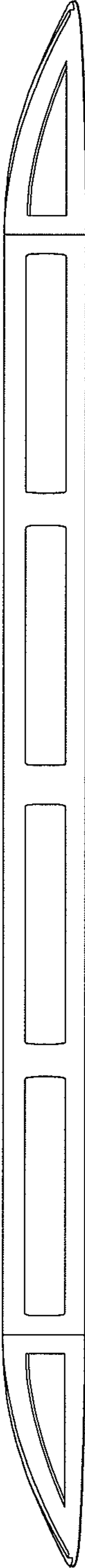


FIG. 2

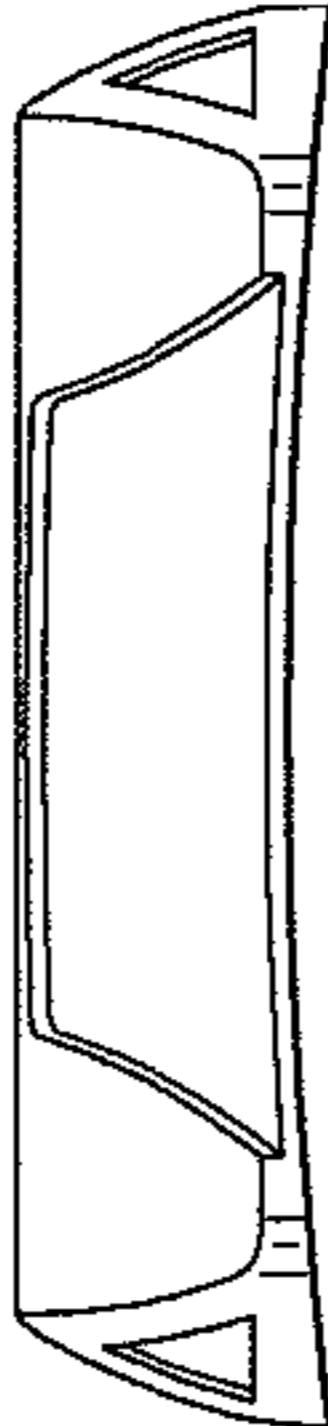


FIG. 4

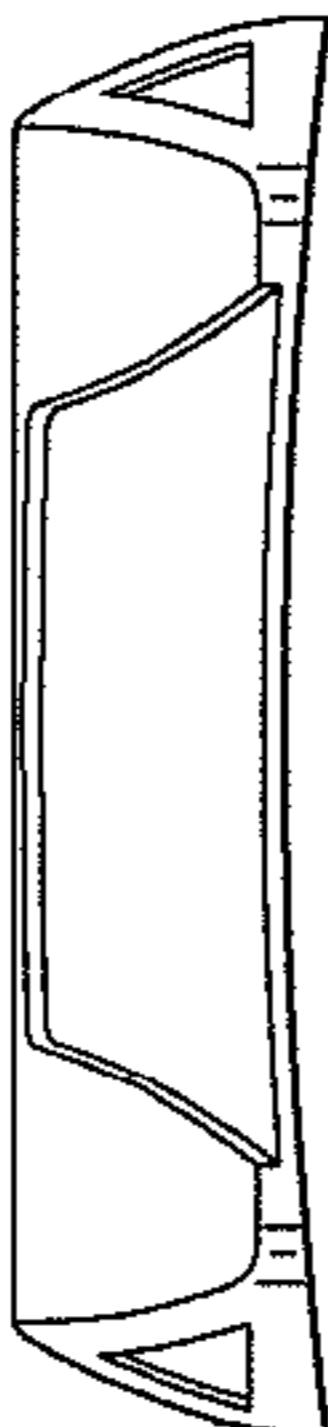


FIG. 3

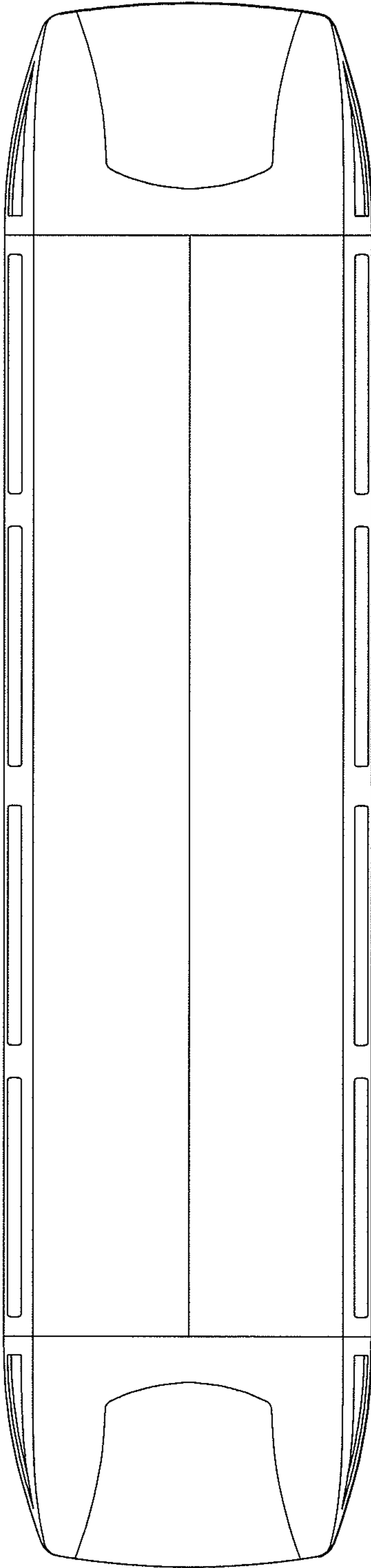


FIG. 5

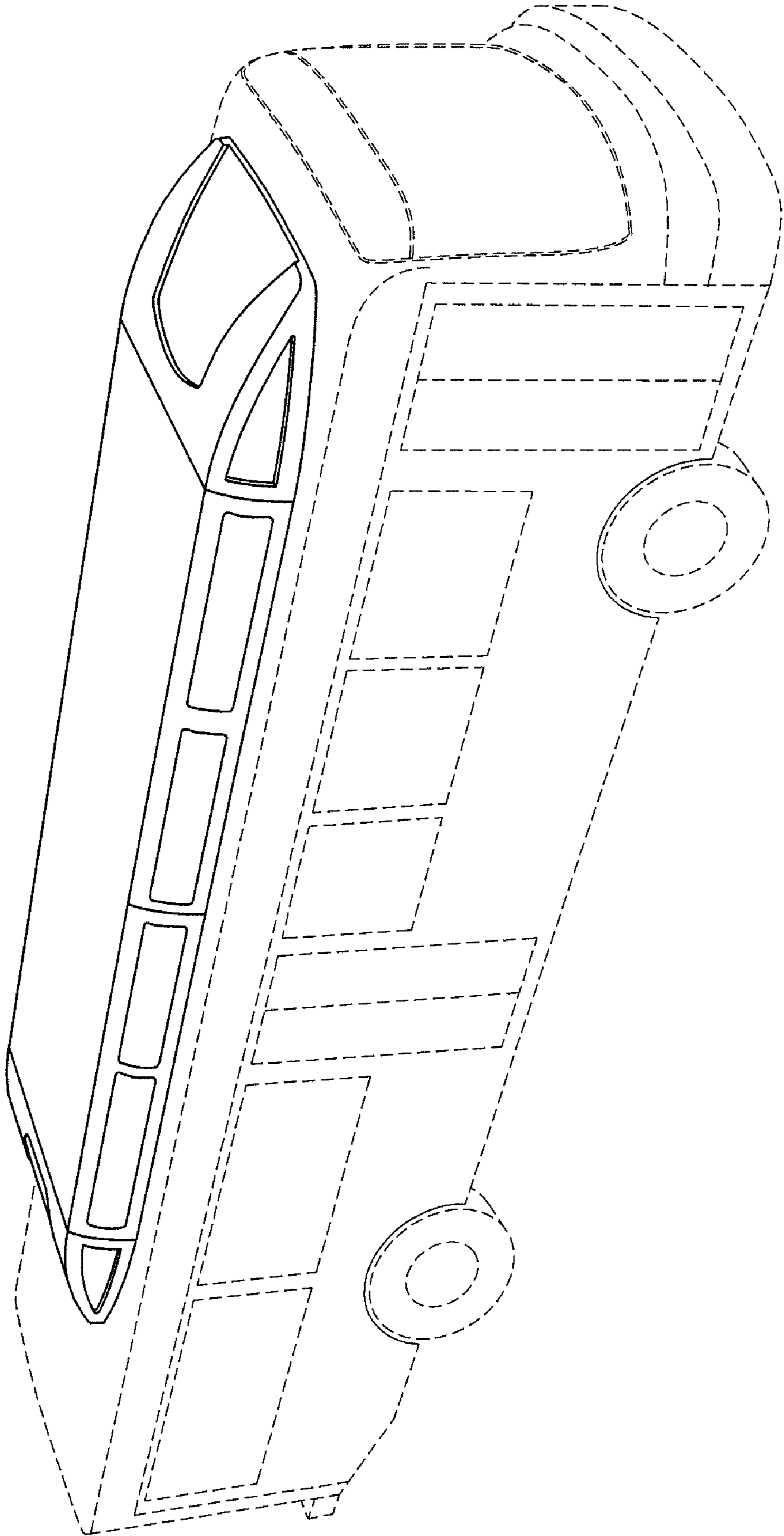


FIG. 6