



US00D664901S

(12) **United States Design Patent**
Futschik et al.

(10) **Patent No.:** **US D664,901 S**

(45) **Date of Patent:** **** Aug. 7, 2012**

(54) **FRONT BUMPER FOR A VEHICLE**

(75) Inventors: **Hans-Dieter Futschik**, Gechingen (DE);
Gorden Wagener, Stuttgart (DE); **Fan Zhang**, Boeblingen (DE)

(73) Assignee: **Daimler AG**, Stuttgart (DE)

(**) Term: **14 Years**

(21) Appl. No.: **29/347,484**

(22) Filed: **Feb. 4, 2010**

(30) **Foreign Application Priority Data**

Aug. 5, 2009 (DE) 402009003724

(51) **LOC (9) Cl.** **12-16**

(52) **U.S. Cl.** **D12/169**

(58) **Field of Classification Search** D12/169,
D12/196, 216, 90-92, 86, 164; 296/180.1,
296/180.2; 293/113, 115, 117, 120, 102
See application file for complete search history.

(56) **References Cited**

U.S. PATENT DOCUMENTS

D550,594 S * 9/2007 Pfeiffer D12/169
D578,451 S * 10/2008 Jodo et al. D12/169
D580,314 S * 11/2008 Yamaji D12/169
D586,705 S * 2/2009 Bauer et al. D12/169
D587,637 S 3/2009 Pfeiffer
D588,499 S 3/2009 Pfeiffer
D589,414 S * 3/2009 Futschik et al. D12/169
D605,096 S * 12/2009 Mueller D12/169

D610,956 S * 3/2010 Truebsbach D12/169
D623,566 S * 9/2010 Bauer et al. D12/169
D625,230 S * 10/2010 Hirai et al. D12/169
D626,473 S * 11/2010 Mueller D12/169
D630,978 S * 1/2011 Koshino et al. D12/169
D633,013 S * 2/2011 Bauer et al. D12/169
D636,303 S * 4/2011 Frei et al. D12/169

* cited by examiner

Primary Examiner — Melody N Brown

(74) *Attorney, Agent, or Firm* — Crowell & Moring LLP

(57) **CLAIM**

The ornamental design for a front bumper for a vehicle, as shown and described.

DESCRIPTION

This application contains subject matter related to the following co-pending applications:

Application Ser. No. 29/347,486, filed herewith and entitled “Vehicle, Toy, and/or Other Replicas”; and

Application Ser. No. 29/347,488, filed herewith and entitled “Front Portion of a Vehicle, Toy, and/or Other Replicas”.

FIG. 1 is a front view of a front bumper for a vehicle according to our design;

FIG. 2 is a left perspective view thereof;


FIG. 3 is a top view thereof;

FIG. 4 is a right side view thereof; and,

FIG. 5 is a left side view thereof.

The broken lines are for illustrative purposes only and form no part of the claimed design.

1 Claim, 2 Drawing Sheets



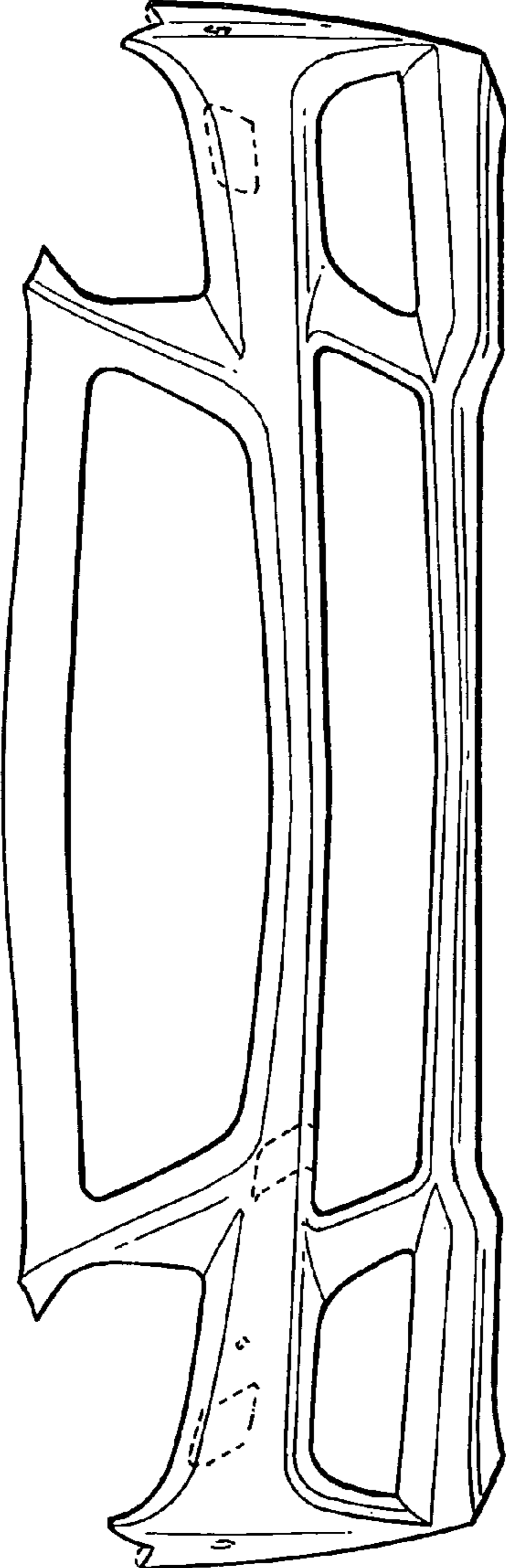


FIG. 1

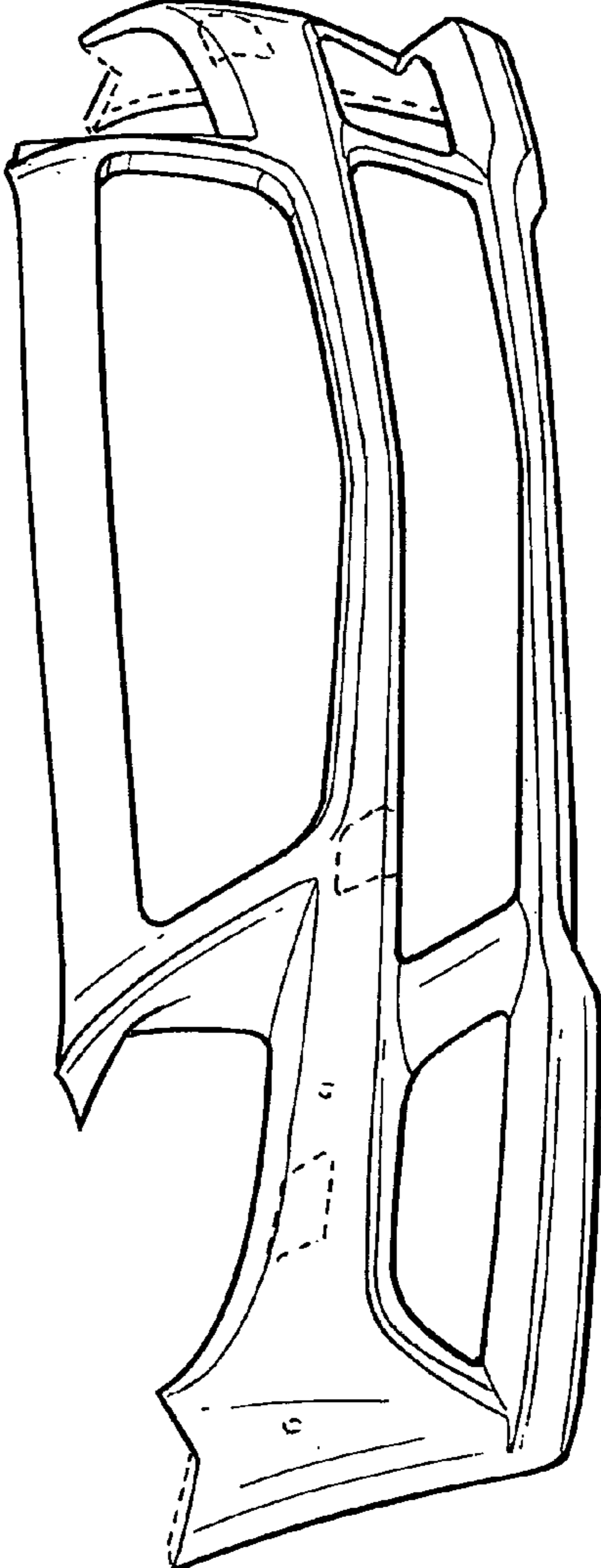


FIG. 2

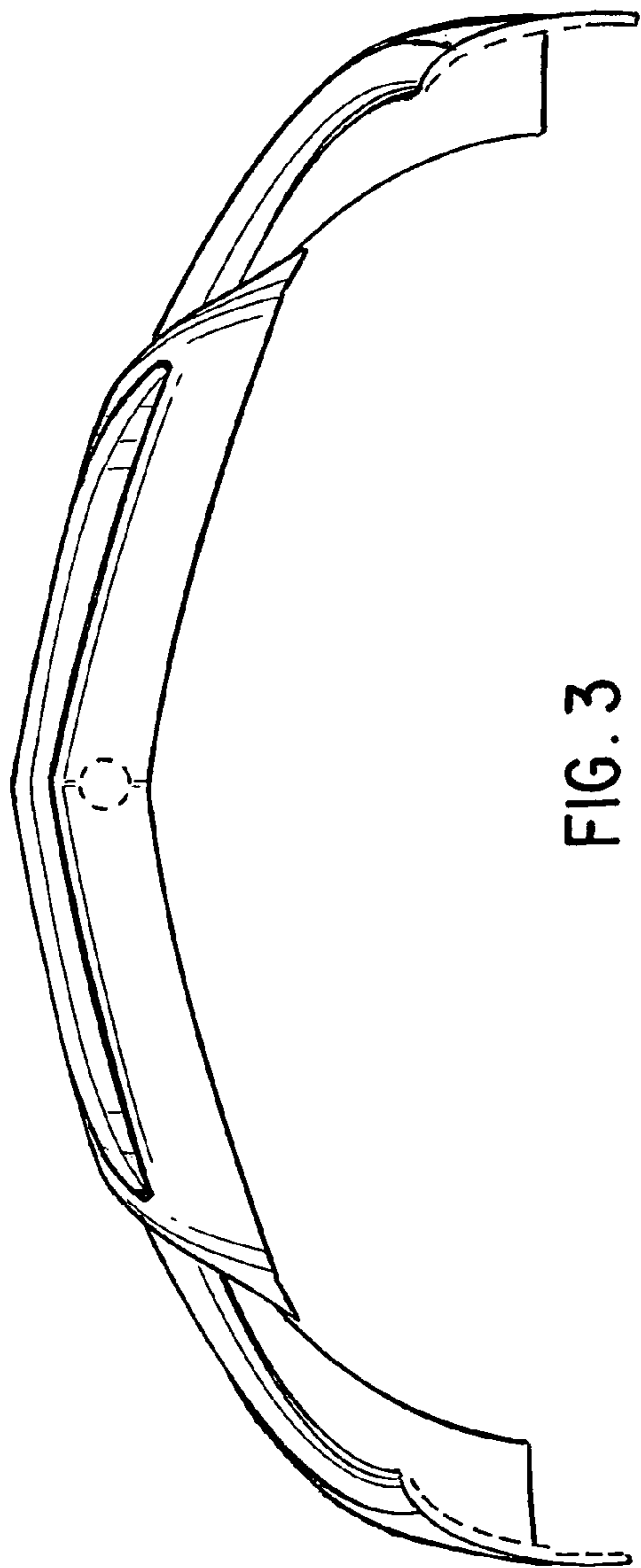


FIG. 3

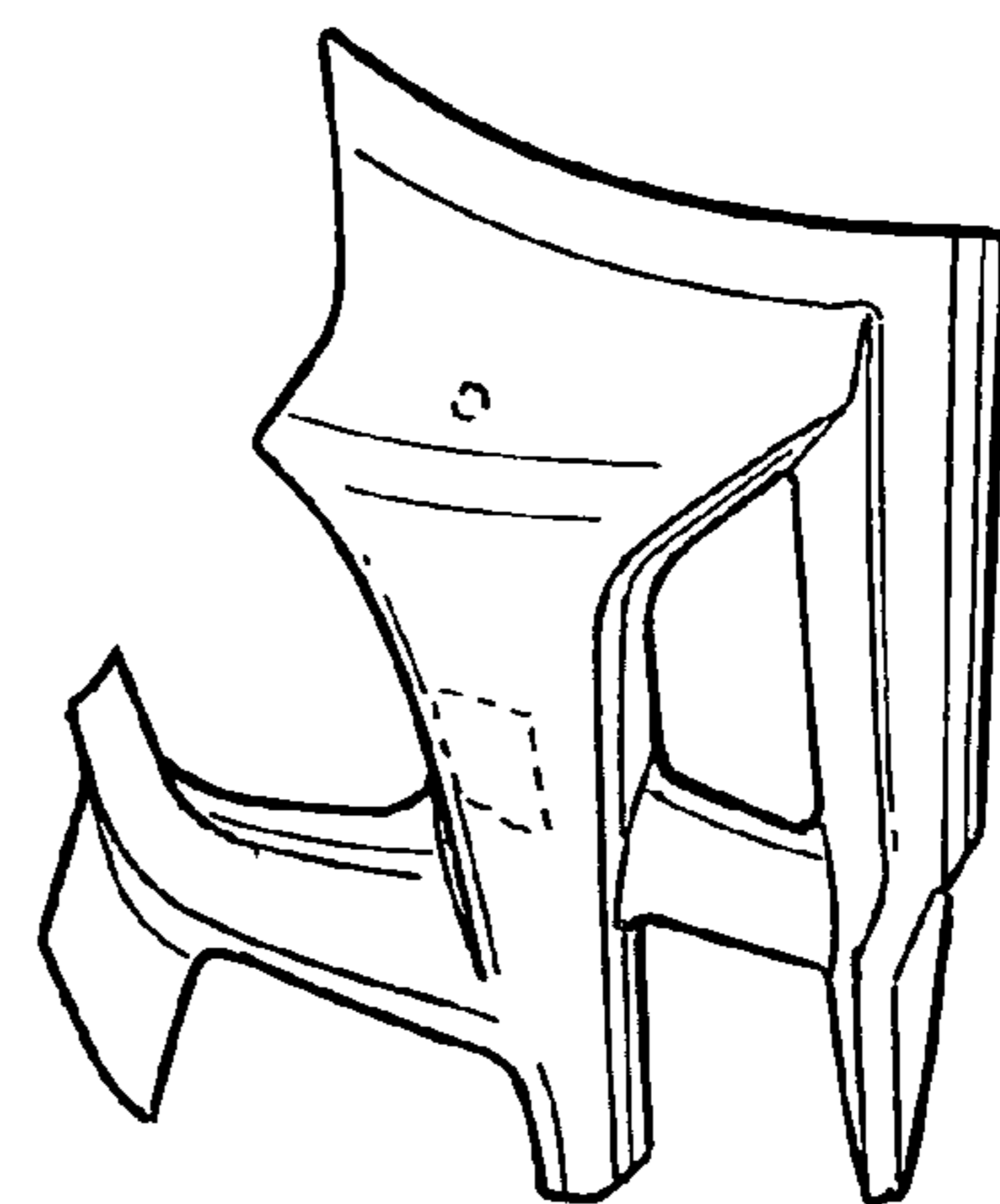


FIG. 4

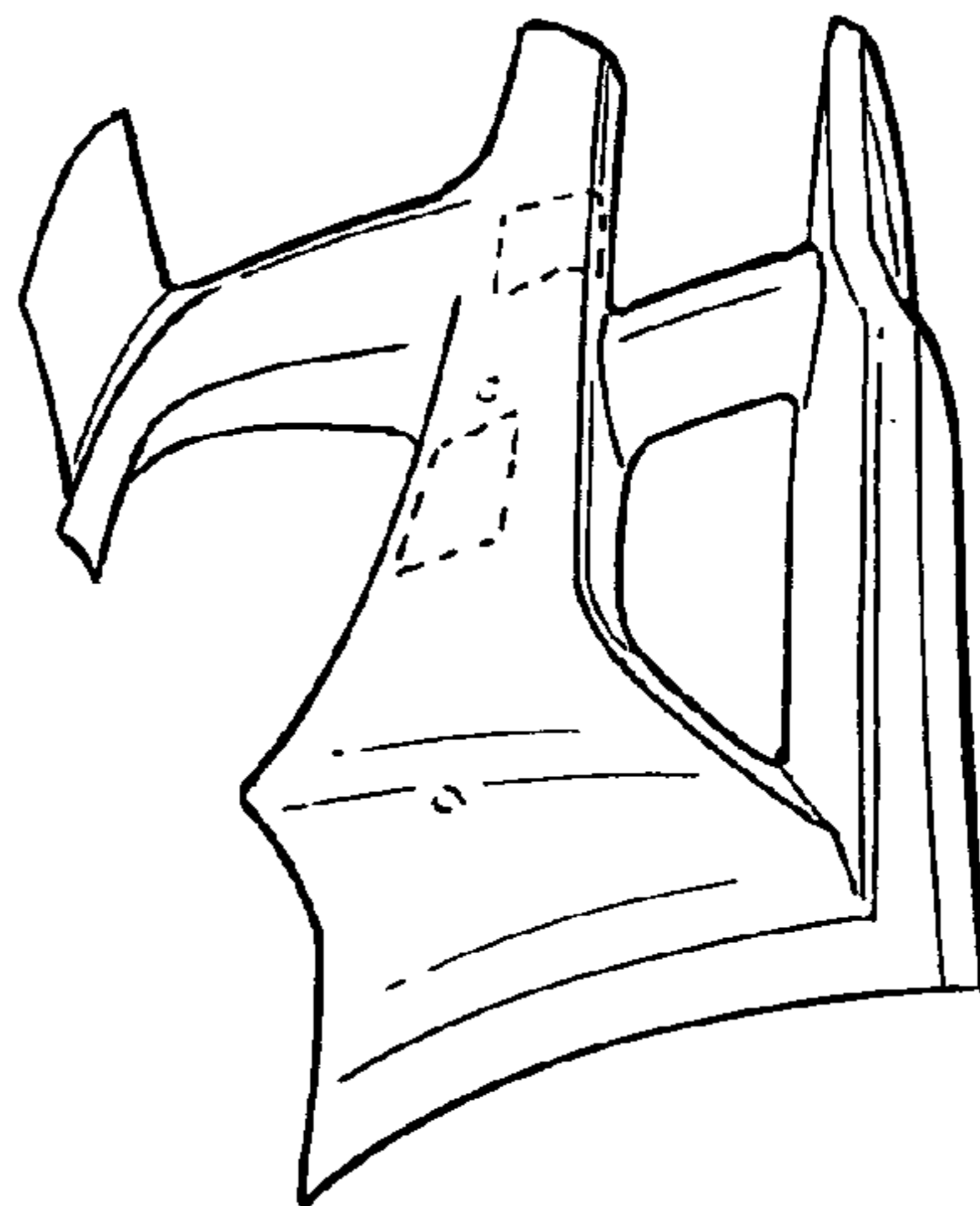


FIG. 5