



US00D664889S

(12) **United States Design Patent**  
**Cavness**

(10) **Patent No.:** **US D664,889 S**

(45) **Date of Patent:** **\*\* Aug. 7, 2012**

(54) **PEACE-HEART SCULPTURE**

(75) Inventor: **Thomas Shaw Cavness**, Georgetown,  
TX (US)

(73) Assignee: **O-I-C it Studios, LLC**, Lewisville, TX  
(US)

(\*\*) Term: **14 Years**

(21) Appl. No.: **29/407,149**

(22) Filed: **Nov. 23, 2011**

(51) **LOC (9) Cl.** ..... **11-02**

(52) **U.S. Cl.** ..... **D11/157**

(58) **Field of Classification Search** ..... D11/1,  
D11/44, 48, 56, 70, 75, 78, 79, 81, 96, 99,  
D11/103, 108, 121, 122, 125, 131, 141, 157,  
D11/184; D6/450, 451, 458, 462, 487, 497,  
D6/499; D99/25, 27, 99; D20/29, 36; 428/3,  
428/7-16, 542.2, 542.4, 542.6; 52/80.1,  
52/80.2, 81.6, 648.1; 248/915; 211/181.1  
See application file for complete search history.

(56) **References Cited**

**U.S. PATENT DOCUMENTS**

D251,717 S \* 5/1979 Graves ..... D11/103  
D496,299 S \* 9/2004 Ljahnicky et al. .... D11/81  
D526,241 S \* 8/2006 Cavness ..... D11/157  
D526,242 S \* 8/2006 Cavness ..... D11/157  
D527,303 S \* 8/2006 Cavness ..... D11/157

D527,677 S \* 9/2006 Cavness ..... D11/157  
D528,038 S \* 9/2006 Cavness ..... D11/157  
D569,765 S \* 5/2008 Cavness ..... D11/157  
D569,766 S \* 5/2008 Cavness ..... D11/157  
D571,253 S \* 6/2008 Cavness ..... D11/157

\* cited by examiner

*Primary Examiner* — T. Chase Nelson

*Assistant Examiner* — Michelle E Wilson

(74) *Attorney, Agent, or Firm* — John G. Fischer, Esq.;  
Scheef & Stone, L.L.P.


(57) **CLAIM**

The ornamental design for a peace-heart sculpture, as shown  
and described.

**DESCRIPTION**

FIG. 1 is a front view thereof;  
FIG. 2 is a view rotated 45° to the right from FIG. 1 thereof;  
FIG. 3 is a view rotated 45° to the right from FIG. 2 thereof;  
FIG. 4 is a view rotated 45° to the right from FIG. 3 thereof;  
FIG. 5 is a view rotated 45° to the right from FIG. 4 thereof;  
FIG. 6 is a view rotated 45° to the right from FIG. 5 thereof;  
FIG. 7 is a view rotated 45° to the right from FIG. 6 thereof;  
FIG. 8 is a view rotated 45° to the right from FIG. 7 thereof;  
FIG. 9 is a top view thereof; and,  
FIG. 10 is a bottom view thereof.

**1 Claim, 10 Drawing Sheets**






Fig 1






Fig 2






Fig 3






Fig 4






Fig 5






Fig 6





Fig 7






Fig 8



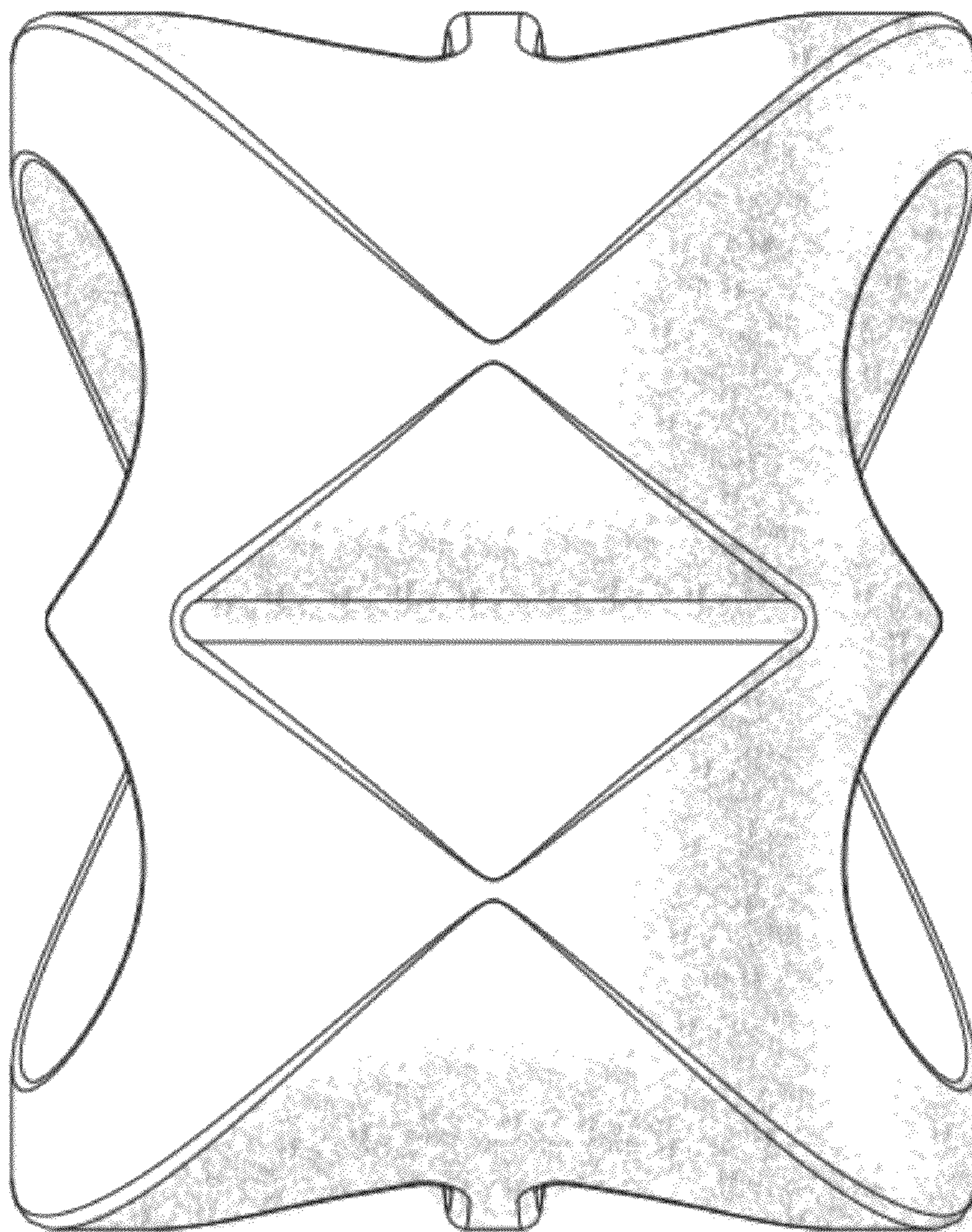


Fig 9






Fig 10