



US00D664865S

(12) **United States Design Patent**
Luk Ying Yee

(10) **Patent No.:** **US D664,865 S**

(45) **Date of Patent:** **** Aug. 7, 2012**

(54) **WATCH CASING**

(75) **Inventor:** **Wendy Luk Ying Yee**, San Po Kong (HK)

(73) **Assignee:** **Timex Group USA, Inc.**, Middlebury, CT (US)

(**) **Term:** **14 Years**

(21) **Appl. No.:** **29/412,253**

(22) **Filed:** **Feb. 1, 2012**

(51) **LOC (9) Cl.** **10-02**

(52) **U.S. Cl.** **D10/38**

(58) **Field of Classification Search** D10/30-39;
368/276, 281, 282, 285, 288, 289, 290
See application file for complete search history.

(56) **References Cited**

U.S. PATENT DOCUMENTS

2,926,825	A *	3/1960	Wing	224/164
D195,421	S *	6/1963	Huguenin	D10/39
3,431,722	A *	3/1969	Haas	235/61 R
D222,784	S *	12/1971	Kurth	D10/39
3,740,944	A *	6/1973	Chopard	368/281
3,901,023	A *	8/1975	Uebelhardt	368/281
5,742,565	A *	4/1998	Cuinet et al.	368/190
D443,835	S *	6/2001	Butler	D10/33
D457,073	S *	5/2002	Scarlinzi et al.	D10/30
D459,241	S *	6/2002	Bodino	D10/32
D473,473	S *	4/2003	Wunderman	D10/32
6,577,558	B1 *	6/2003	Ricci	368/228
D492,207	S *	6/2004	Rizzetto	D10/30
D502,878	S *	3/2005	Bernheim	D10/32
D508,653	S *	8/2005	Roden	D10/32

D538,182	S *	3/2007	Lalo	D10/32
D570,231	S *	6/2008	Actis-Datta	D10/38
D588,024	S *	3/2009	Binggeli	D10/38
D607,346	S *	1/2010	Bove et al.	D10/38
D608,223	S *	1/2010	Salanitra	D10/38
D624,443	S *	9/2010	Cerrato	D10/38
D645,766	S *	9/2011	Bertucci	D10/38

OTHER PUBLICATIONS

Illustration of various watches.

* cited by examiner

Primary Examiner — Lucy Lieberman

(74) *Attorney, Agent, or Firm* — Carmody & Torrance LLP

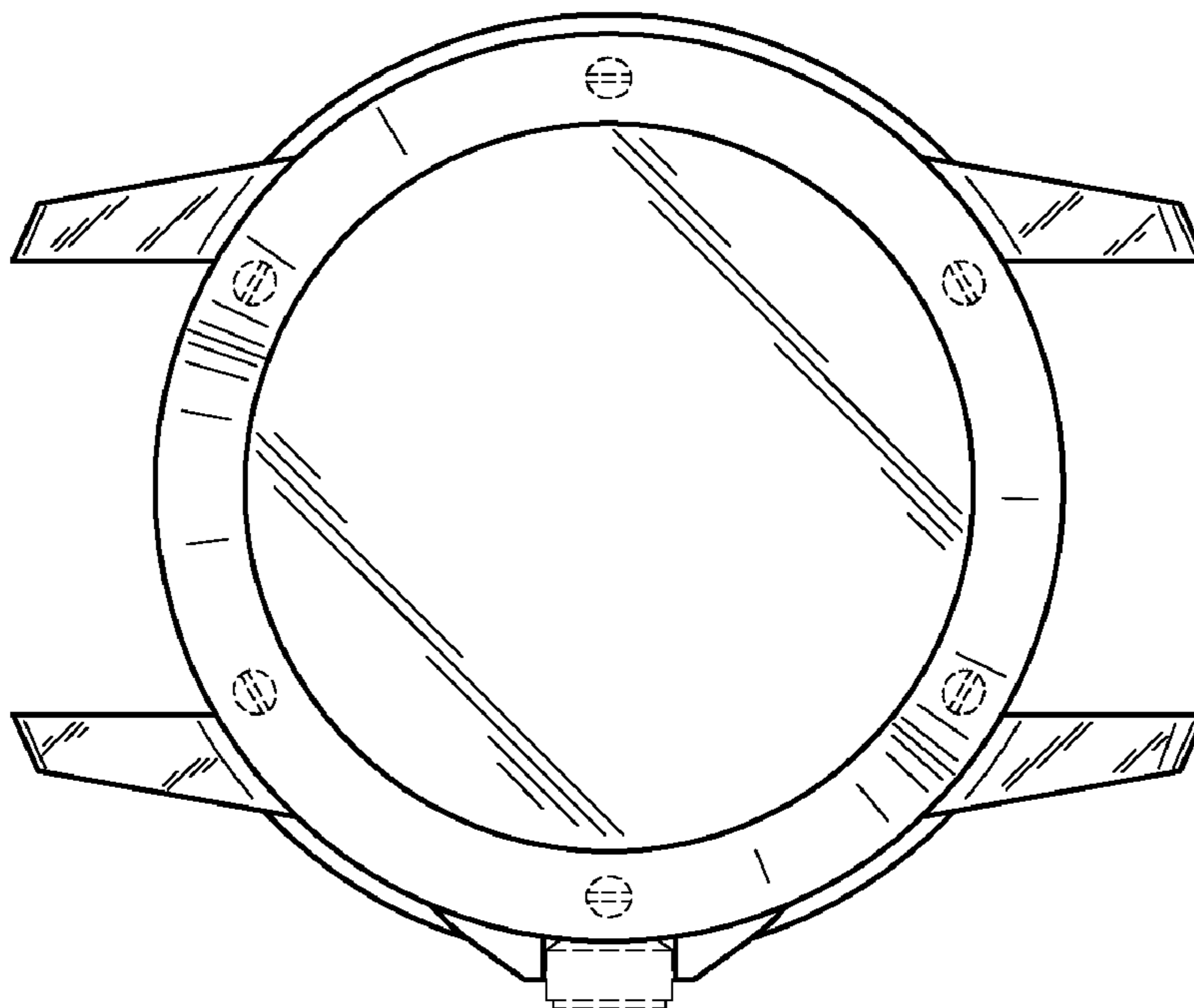
(57) **CLAIM**

The ornamental design for a watch casing, as shown and described.

DESCRIPTION

FIG. 1 is a top perspective view of a watch casing showing my new design;
FIG. 2 is a right side elevational view thereof;
FIG. 3 is a left side elevational view thereof;
FIG. 4 is a first end elevational view thereof;
FIG. 5 is a second end elevational view thereof;
FIG. 6 is a top plan view thereof; and,
FIG. 7 is a bottom plan view thereof.
The dotted lines are intended to show features that are environmental only and form no part of the claimed design.

1 Claim, 2 Drawing Sheets



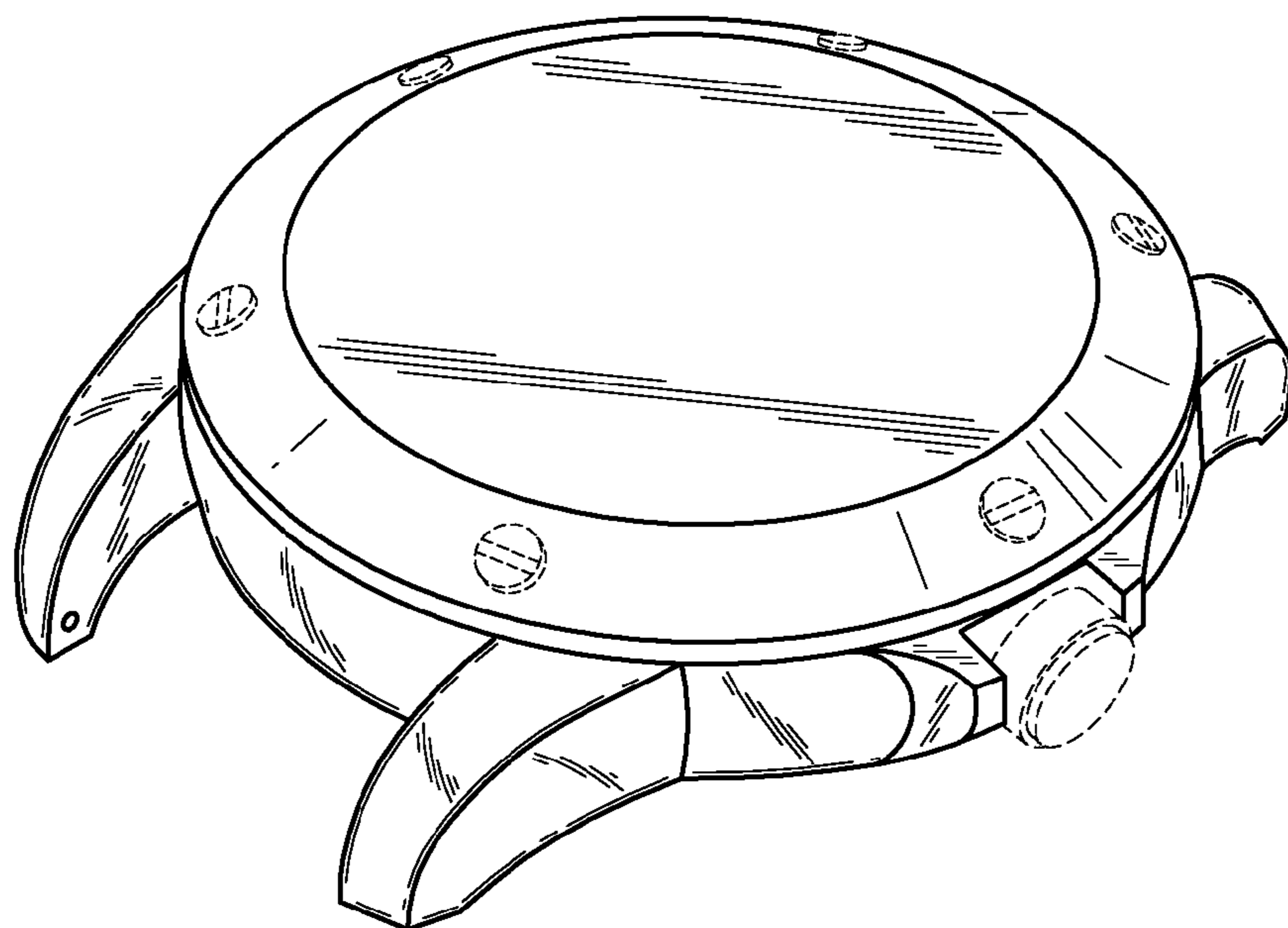


FIG. 1

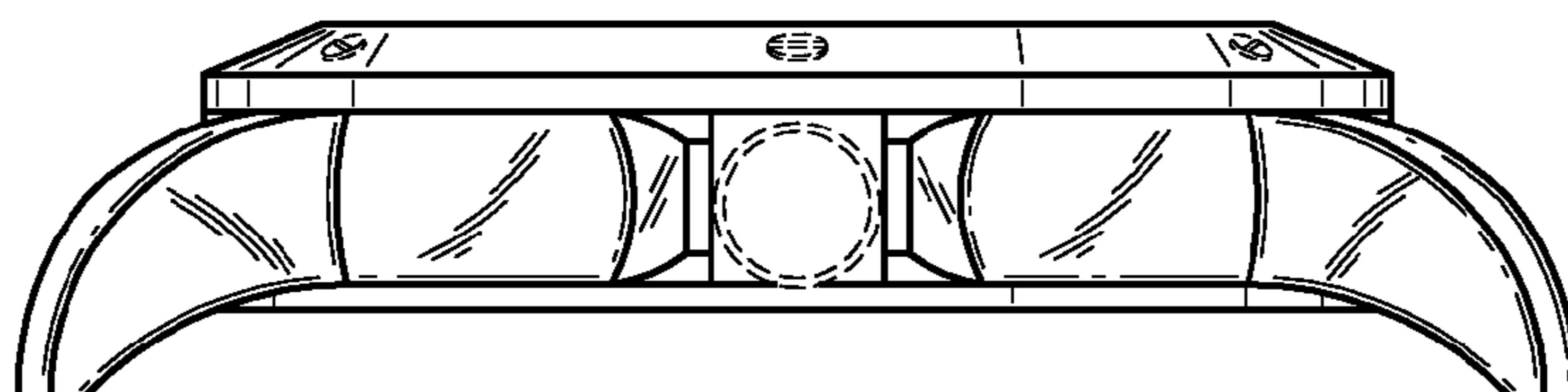


FIG. 2

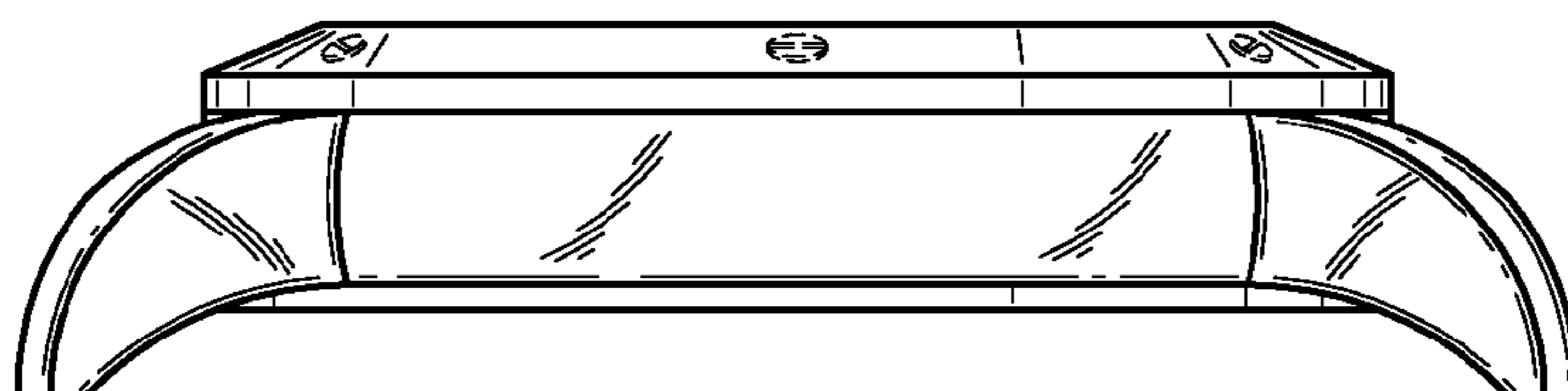


FIG. 3

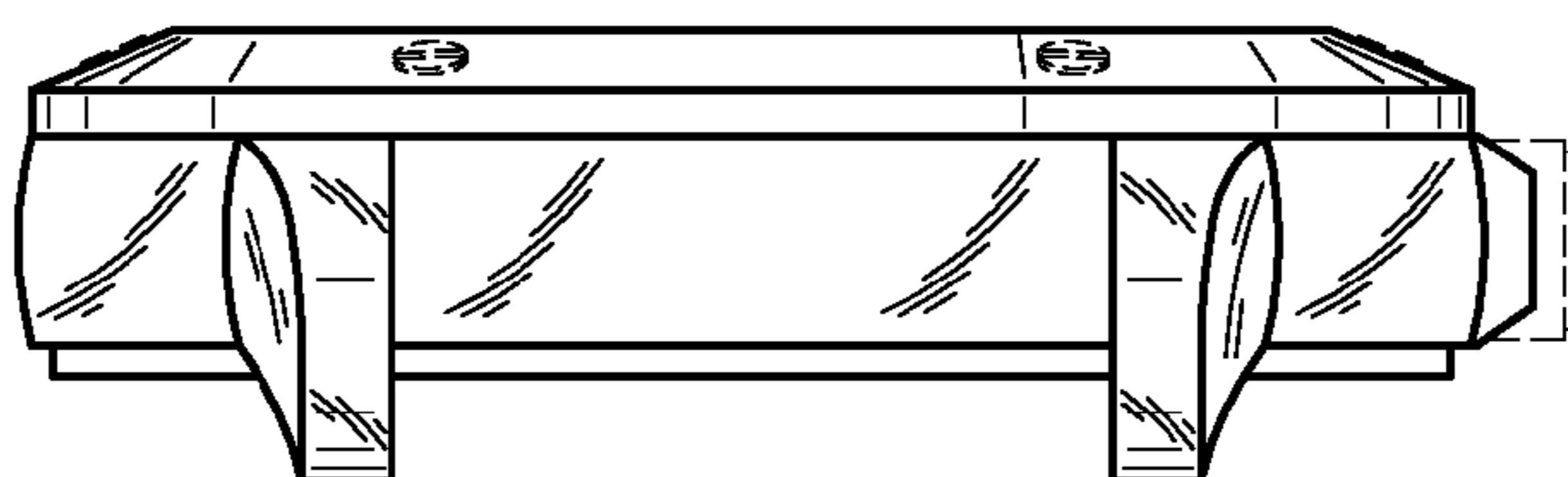


FIG. 4




FIG. 5

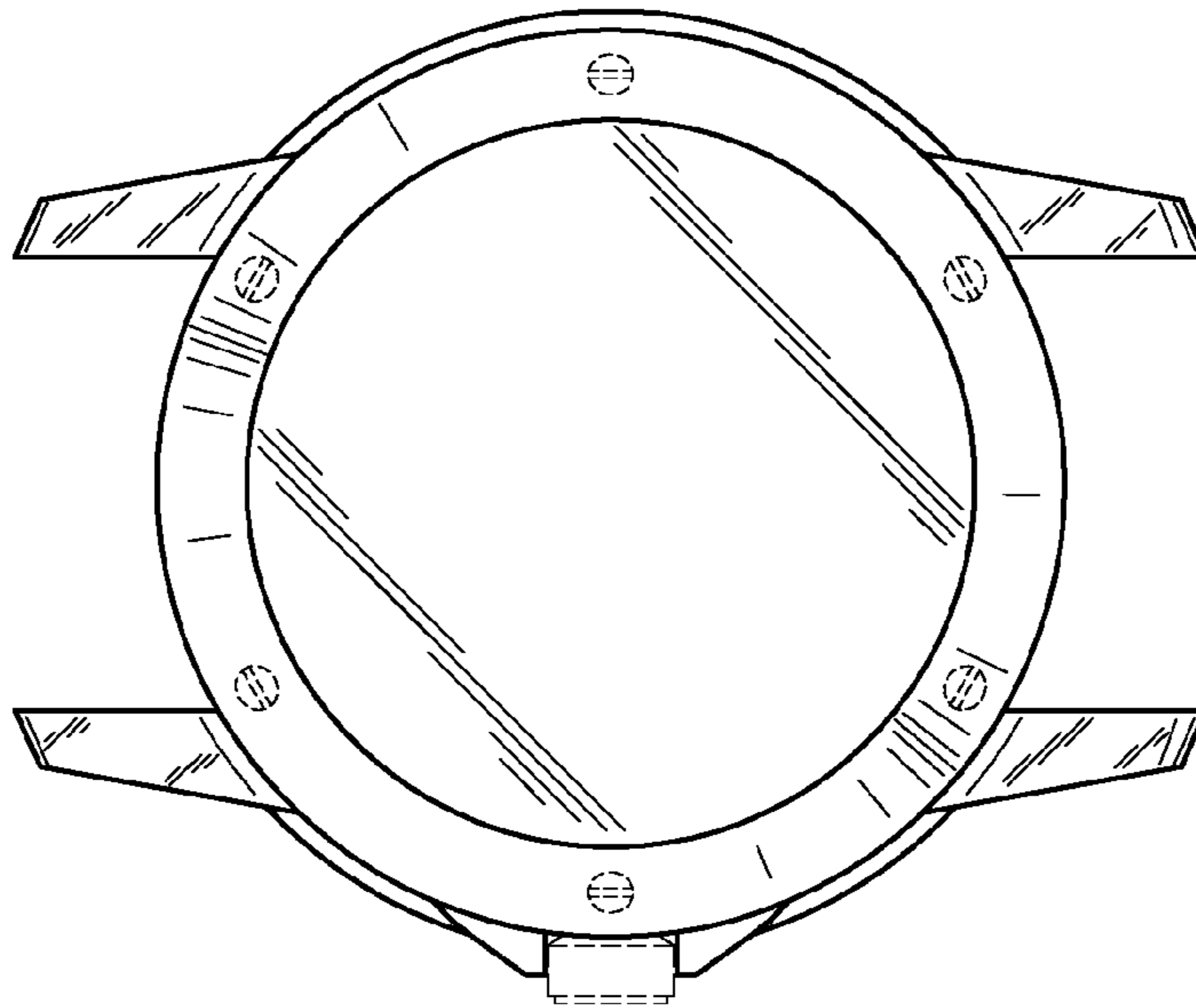


FIG. 6

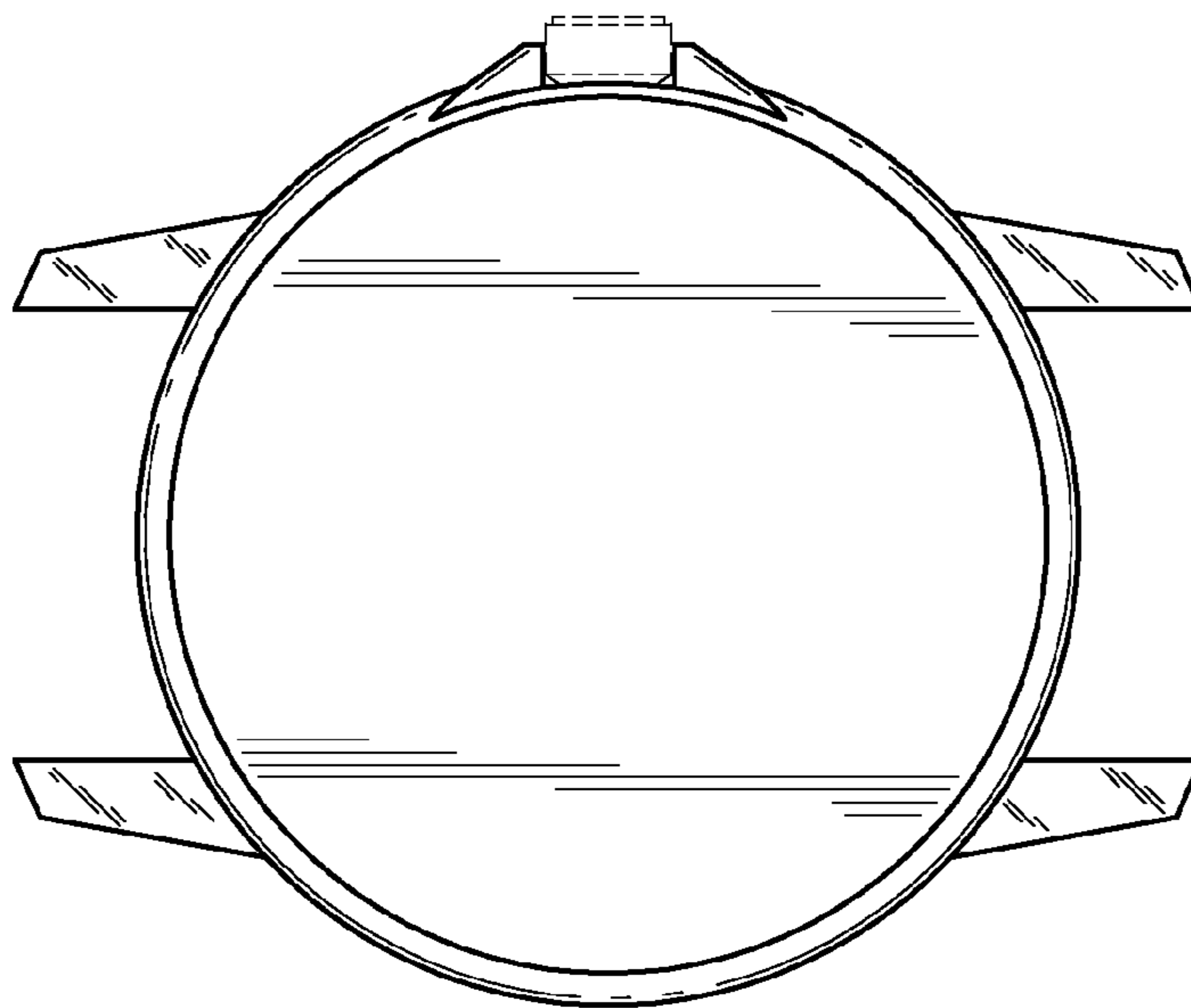


FIG. 7