

US00D664861S

(12) **United States Design Patent**
Gelin

(10) **Patent No.:** **US D664,861 S**
(45) **Date of Patent:** **** Aug. 7, 2012**

(54) **CONTAINER FOR PERSONAL HYGIENE PRODUCT**

(76) Inventor: **Marie Gelin**, Fairburn, GA (US)

(**) Term: **14 Years**

(21) Appl. No.: **29/392,414**

(22) Filed: **May 20, 2011**

(51) **LOC (9) Cl.** **09-01**

(52) **U.S. Cl.** **D9/668; D9/729**

(58) **Field of Classification Search** D7/514-515,
D7/599, 613, 619.2, 623, 901; D3/200, 202,
D3/205, 271.9; D9/600, 668, 723, 728-729,
D9/516, 519; 206/494, 527; 220/890; 215/400
See application file for complete search history.

(56) **References Cited**

U.S. PATENT DOCUMENTS

D271,173	S	*	11/1983	Keshishian	D7/901
D346,309	S	*	4/1994	Ocampo	D7/515
D420,255	S	*	2/2000	D'Arrigo	D7/515
D425,706	S	*	5/2000	Calderone	D3/200
D515,876	S	*	2/2006	Minor et al.	D3/271.9
D534,082	S	*	12/2006	Chadfield	D9/729
D554,523	S	*	11/2007	Polina	D9/668
D592,070	S	*	5/2009	Lepoitevin	D9/668
D592,071	S	*	5/2009	Lepoitevin	D9/668
D594,703	S	*	6/2009	Sax et al.	D7/515

* cited by examiner

Primary Examiner — Sandra Morris

(74) *Attorney, Agent, or Firm* — Seldon & Scillieri

(57) **CLAIM**

The ornamental design for a container for a personal hygiene product, as shown and described.

DESCRIPTION

FIG. 1 is left front perspective view a container constructed in accordance with the invention;

FIG. 2 is a front elevation view of the container illustrated in FIG. 1;

FIG. 3 is a top plan view of the container illustrated in FIG. 1;

FIG. 4 is a left side elevation view of the design illustrated in FIG. 1;

FIG. 5 is a right side elevation view of the design illustrated in FIG. 1;

FIG. 6 is a rear elevation view of the container illustrated in FIG. 1;

FIG. 7 is a bottom plan view of the container illustrated in FIG. 1;

FIG. 8 is left front perspective view of the container of FIG. 1, illustrating an internal cap design under its removable cap; and,

FIG. 9 is left front perspective view of an alternative embodiment of the container of FIG. 1 illustrating its removable cap, wherein the broken line portions are for illustrative purposes only and form no part of the claimed design.

1 Claim, 4 Drawing Sheets





FIG. 1




FIG. 2



FIG. 3



FIG. 4



FIG. 5



FIG. 6

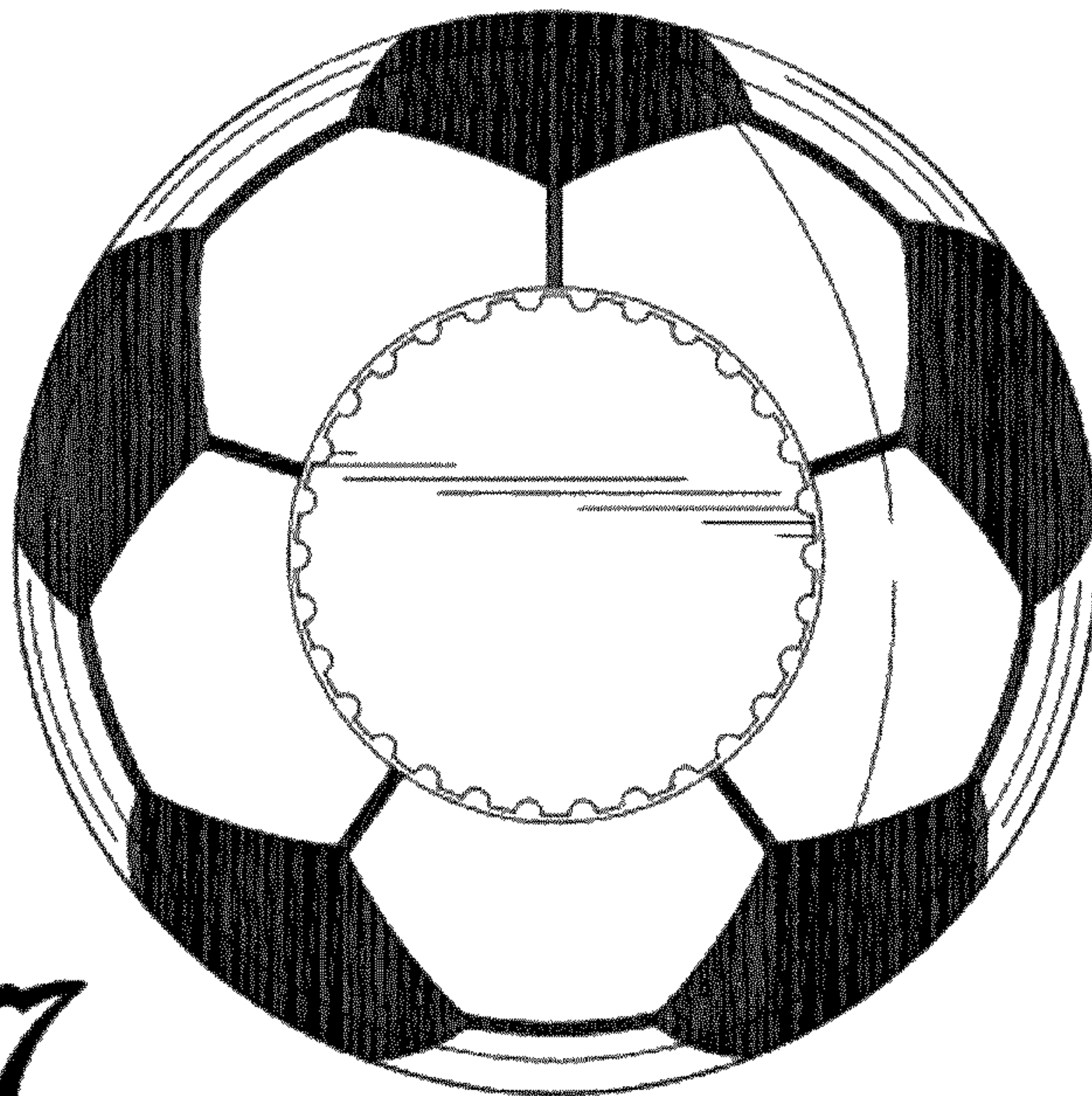


FIG. 7




FIG. 8

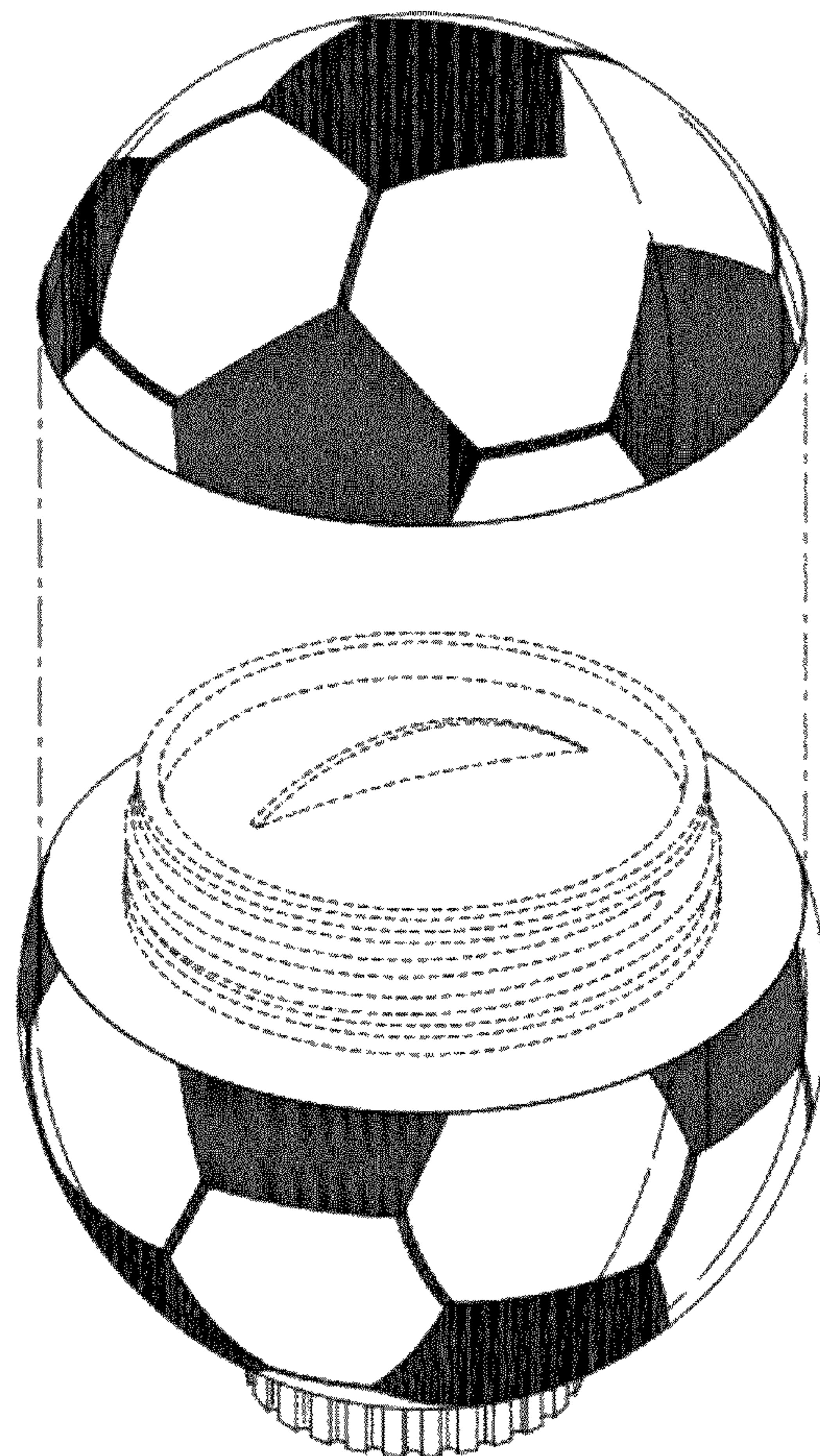


FIG. 9