



US00D664852S

(12) **United States Design Patent**
Weber-Trinkfass et al.

(10) **Patent No.:** **US D664,852 S**

(45) **Date of Patent:** **** *Aug. 7, 2012**

(54) **BOTTLE WITH CAP**

(75) Inventors: **Gabriele Weber-Trinkfass**, Salzburg (AT); **Peter Hüls**, Kröv (DE); **Roland Concin**, Stallehr (AT); **Andrea Kutscheid**, Mainz (DE); **Tilmann Kessler**, Neumarkt am Wallersee (AT)

(73) Assignee: **Red Bull GmbH**, Fuschl am See (AT)

(*) Notice: This patent is subject to a terminal disclaimer.

(**) Term: **14 Years**

(21) Appl. No.: **29/372,566**

(22) Filed: **Dec. 8, 2010**

(30) **Foreign Application Priority Data**

Sep. 23, 2010 (EM) 001236095-0002

(51) **LOC (9) Cl.** **09-01**

(52) **U.S. Cl.** **D9/503; D9/452**

(58) **Field of Classification Search** D9/500,
D9/502-505, 530, 537-539, 545, 549-550,
D9/557-558, 574-575, 682, 686, 688-692;
215/379, 381-384; 220/660, 662, 669-673,
220/675

See application file for complete search history.

(56) **References Cited**

U.S. PATENT DOCUMENTS

D178,919 S * 10/1956 Grebowiec D9/500
4,256,231 A * 3/1981 Cioc et al. 215/12.2
D337,254 S * 7/1993 Nakagawa et al. D9/688
D353,771 S * 12/1994 Klitsner D9/500

D368,528 S * 4/1996 Allegre D24/197
D412,281 S * 7/1999 Lindsay et al. D9/500
D430,803 S * 9/2000 Reis et al. D9/500
6,112,923 A * 9/2000 Ma 215/252
D472,473 S * 4/2003 Wechsler D9/551
D473,143 S * 4/2003 McClure et al. D9/539
D476,570 S * 7/2003 Silvers D9/500
D481,640 S * 11/2003 Biesecker D9/560
D497,809 S * 11/2004 Fenton et al. D9/500
D501,140 S * 1/2005 Fung et al. D9/503
D503,344 S * 3/2005 Woolley et al. D9/551
D553,987 S * 10/2007 King D9/504
D567,658 S * 4/2008 King D9/504
D568,746 S * 5/2008 Goldsmith et al. D9/500
D575,154 S * 8/2008 Andrews et al. D9/500
D596,949 S * 7/2009 Flude D9/560
D630,513 S * 1/2011 Zoppas D9/500

FOREIGN PATENT DOCUMENTS

WO DM/050588 * 12/1999

* cited by examiner

Primary Examiner — Dana L Meyron

(74) *Attorney, Agent, or Firm* — Chapman and Cutler LLP

(57) **CLAIM**

The ornamental design for a bottle with cap, as shown and described.

DESCRIPTION

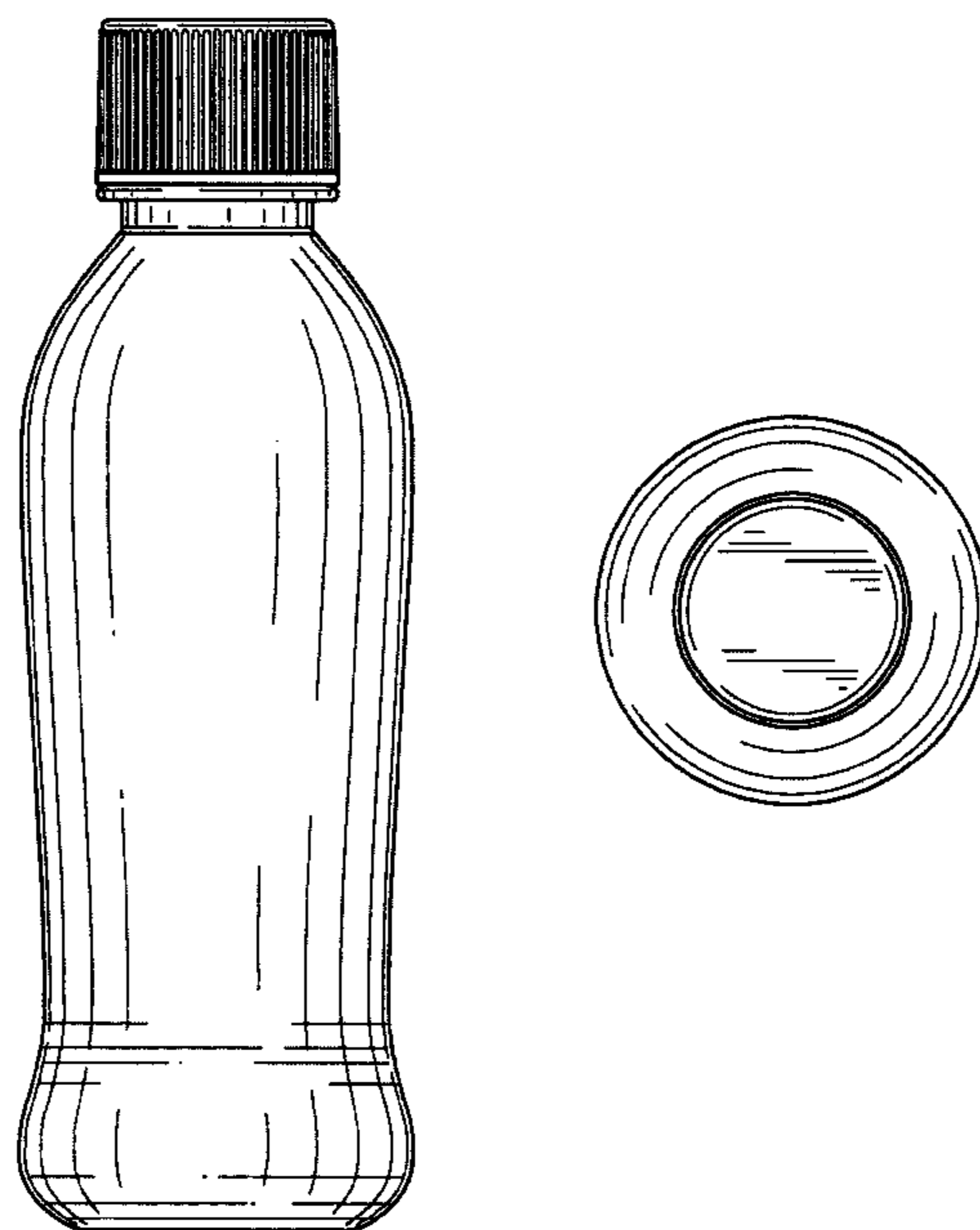
FIG. 1 is a front elevational view of a bottle with cap showing our new design, the left side, right side, and rear elevational views being identical thereto;

FIG. 2 is a top view thereof; and,

FIG. 3 is a bottom view thereof.

The broken lines in the drawings illustrate portions of the article that form no part of the claimed design.

1 Claim, 1 Drawing Sheet



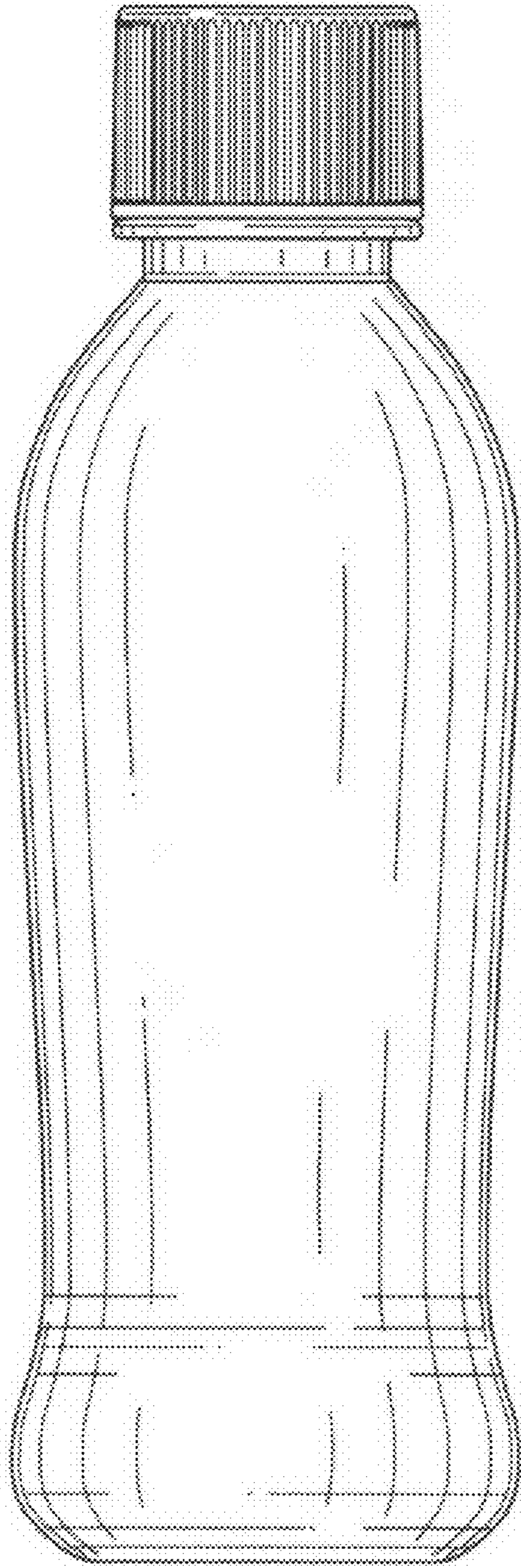


FIG. 1

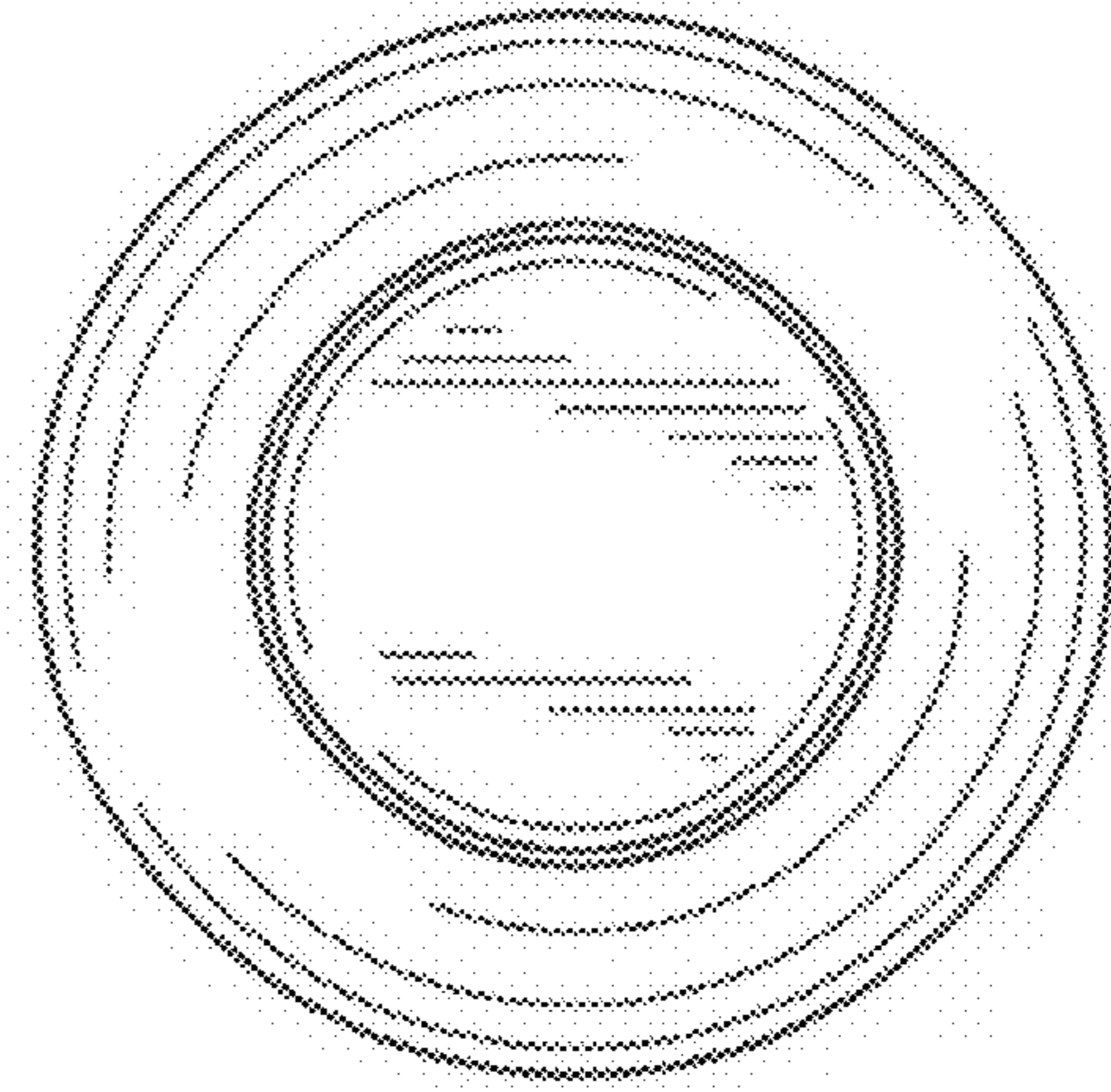


FIG. 2

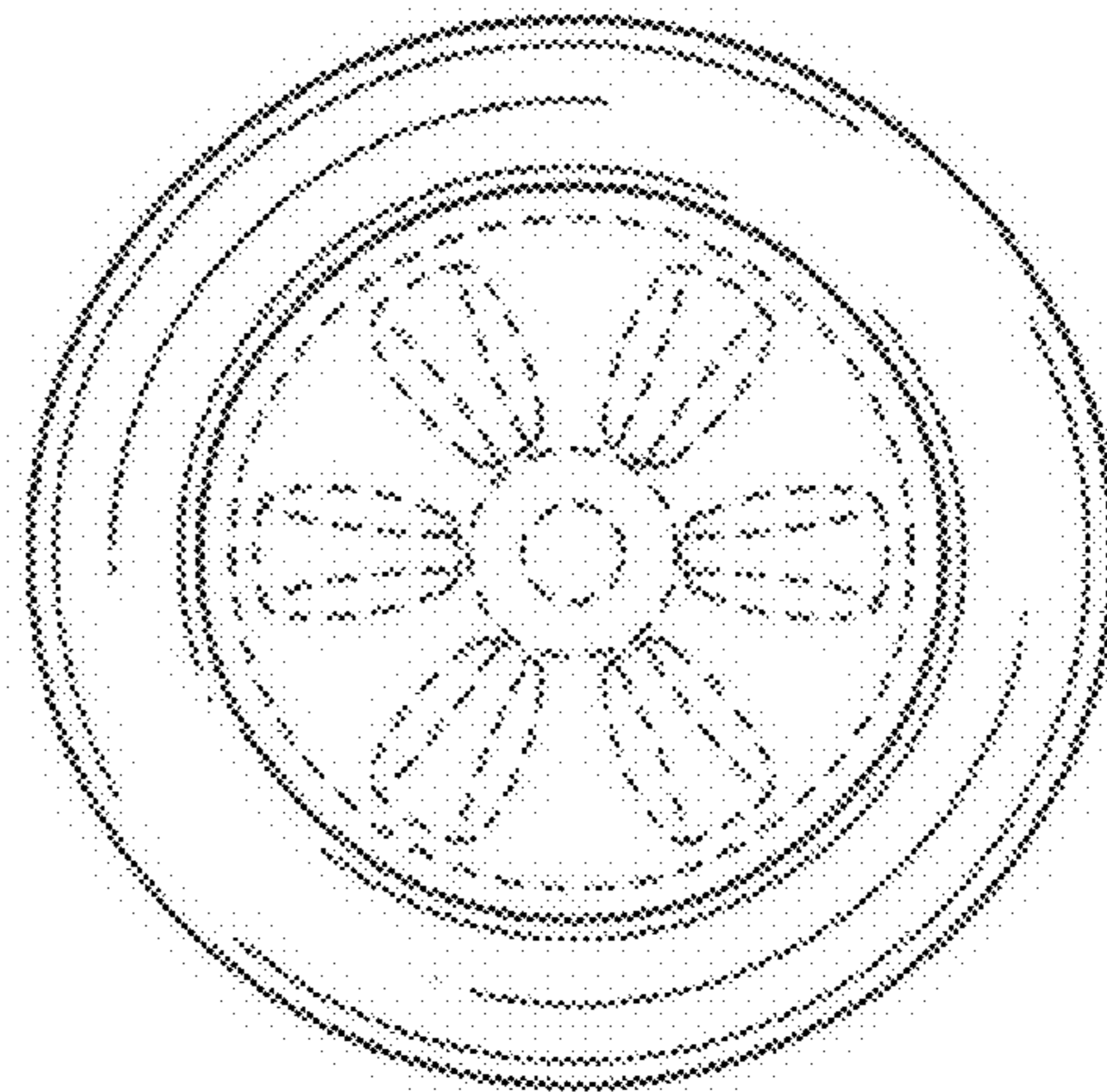


FIG. 3