

US00D664848S

(12) **United States Design Patent**
DuBow

(10) **Patent No.:** **US D664,848 S**

(45) **Date of Patent:** **** Aug. 7, 2012**

(54) **BARREL BOTTLE STOPPER CORK CAGE**

(75) Inventor: **Ardeen DuBow**, Santa Ana, CA (US)

(73) Assignee: **Epic Products, Inc.**, Santa Ana, CA (US)

(**) Term: **14 Years**

(21) Appl. No.: **29/390,618**

(22) Filed: **Apr. 27, 2011**

(51) **LOC (9) Cl.** **09-07**

(52) **U.S. Cl.** **D9/439; D7/628**

(58) **Field of Classification Search** D7/628,
D7/392.1, 396.2, 392, 387, 397; D9/439,
D9/454; D11/157; 215/309, 364
See application file for complete search history.

(56) **References Cited**

U.S. PATENT DOCUMENTS

D254,293	S *	2/1980	Fortuna et al.	D9/633
D404,647	S *	1/1999	Federighi	D9/439
D422,214	S *	4/2000	Hollinger	D9/439
D592,906	S *	5/2009	Allen et al.	D7/398
7,543,978	B2 *	6/2009	Clement	366/129

D617,611	S *	6/2010	DuBow	D7/628
D617,612	S *	6/2010	DuBow	D7/628
D633,755	S *	3/2011	Guindi	D7/628
D639,159	S *	6/2011	Dubow	D9/439
2008/0219092	A1 *	9/2008	Clement	366/343

* cited by examiner

Primary Examiner — Marianne Pandozzi

(74) *Attorney, Agent, or Firm* — The Nath Law Group;
Jerald L. Meyer


(57) **CLAIM**

The ornamental design for a barrel bottle stopper cork cage, as shown and described.

DESCRIPTION

FIG. 1 is a perspective view of a barrel bottle stopper cork cage showing my new design; FIG. 2 is a front elevation view thereof; FIG. 3 is a back elevation view thereof; FIG. 4 is a left side elevation view thereof; FIG. 5 is a right side elevation view thereof; FIG. 6 is a top view thereof; and, FIG. 7 is a bottom view thereof.

1 Claim, 7 Drawing Sheets






FIG. 1




FIG. 2

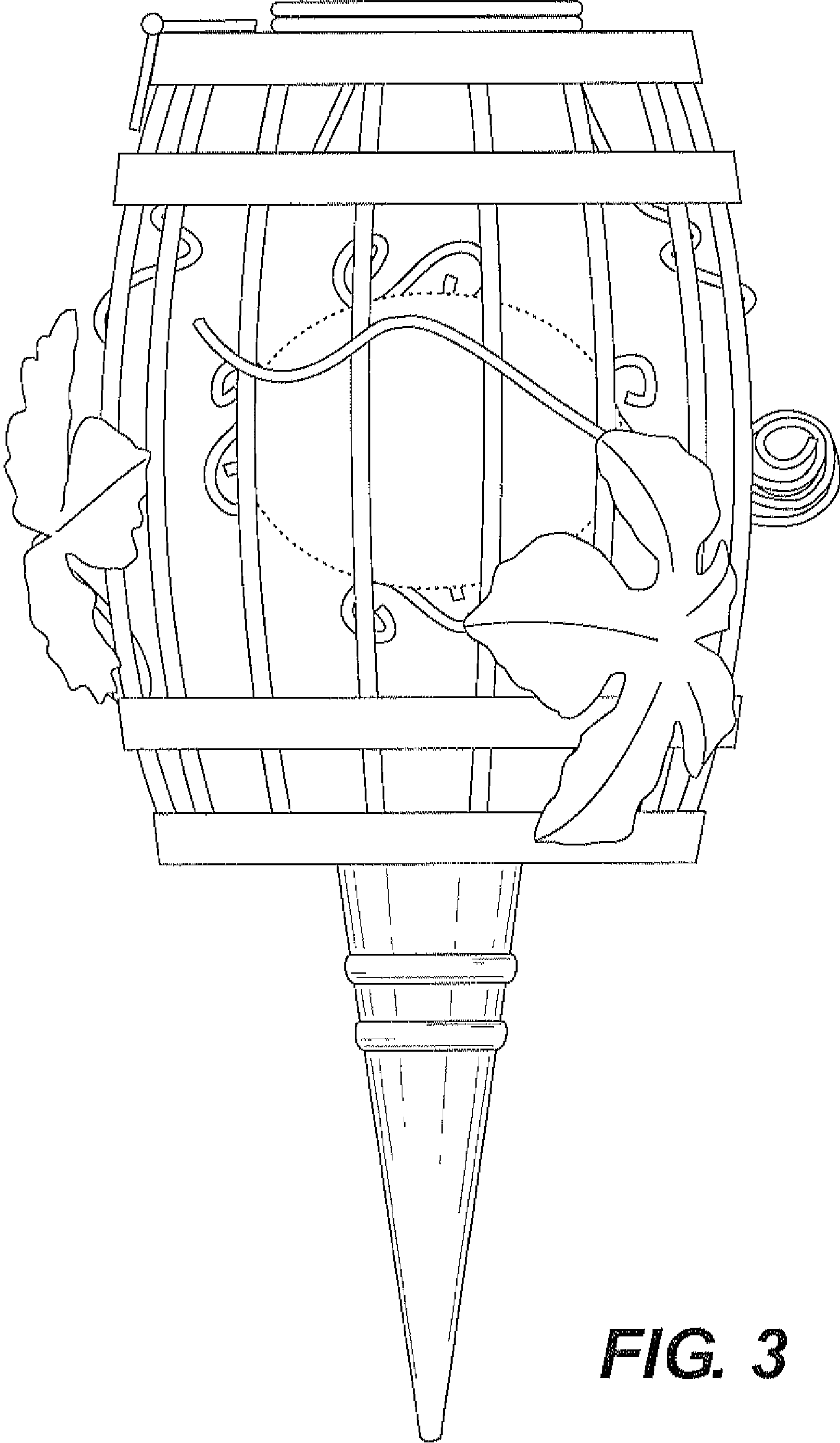


FIG. 3




FIG. 4

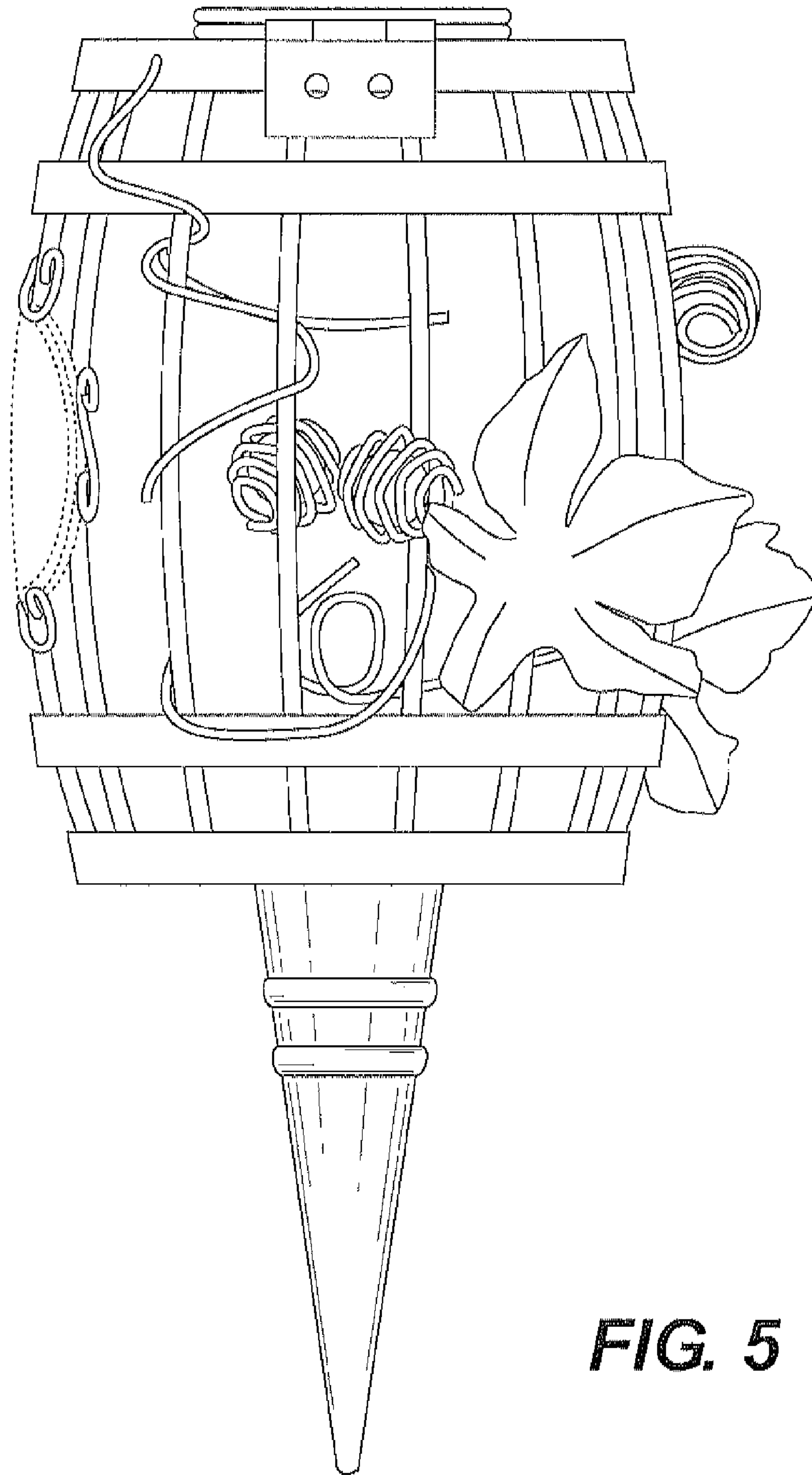


FIG. 5

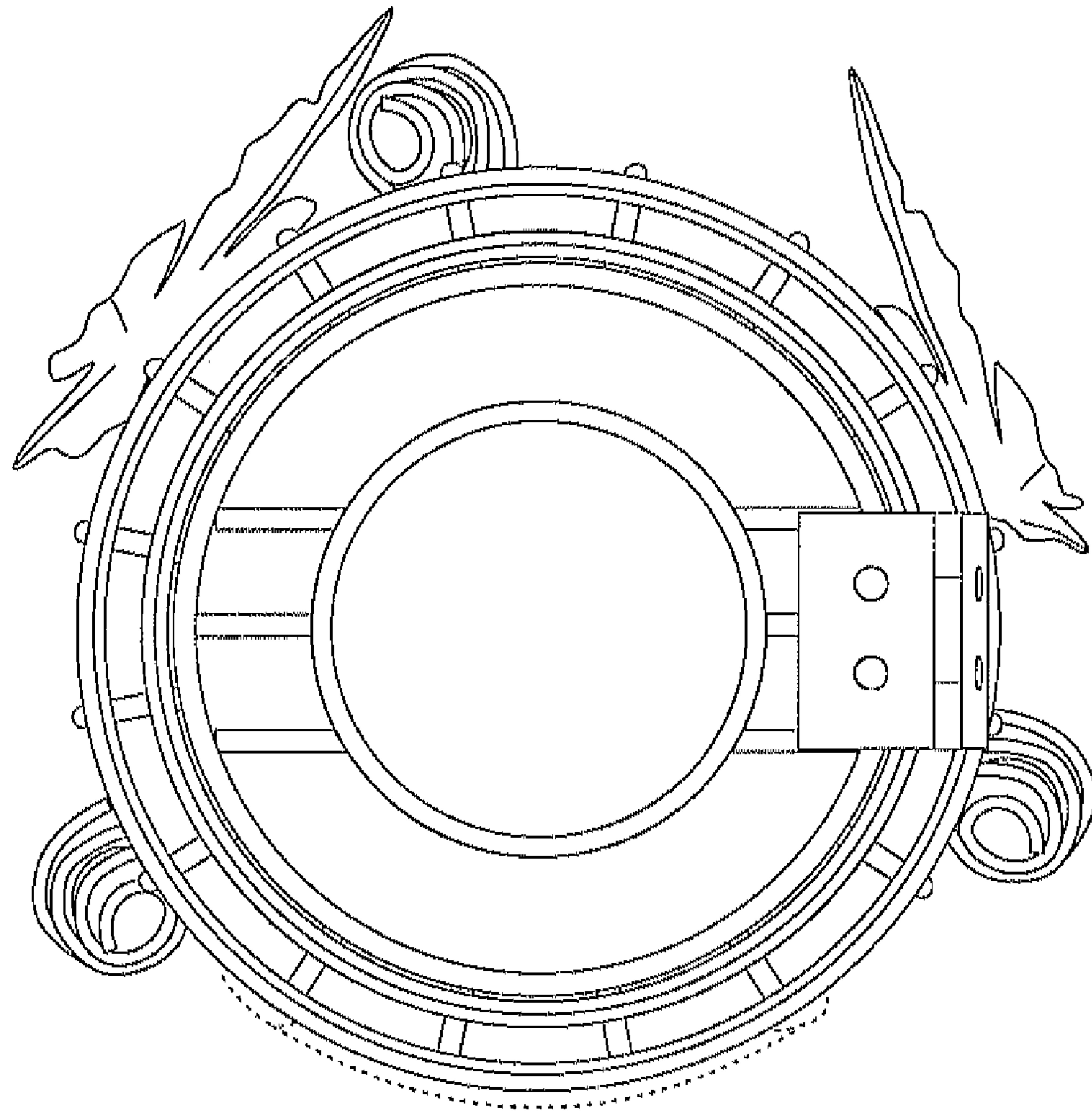


FIG. 6




FIG. 7