



US00D664833S

(12) **United States Design Patent**
Warner

(10) **Patent No.:** **US D664,833 S**

(45) **Date of Patent:** **** Aug. 7, 2012**

(54) **CORD WRAP BASE**

(75) Inventor: **Scott K. Warner**, Lehi, UT (US)

(73) Assignee: **Semco Plastic Company**, St. Louis, MO (US)

(**) Term: **14 Years**

(21) Appl. No.: **29/386,839**

(22) Filed: **Mar. 4, 2011**

(51) **LOC (9) Cl.** **08-05**

(52) **U.S. Cl.** **D8/358**

(58) **Field of Classification Search** D8/354,
D8/356, 358, 367, 373, 382, 394; D13/137.4,
D13/133; 439/501, 528; 141/38; 174/68.3;
D6/113, 513; 411/431; 256/19; 24/115 F;
320/111, 114

See application file for complete search history.

(56) **References Cited**

U.S. PATENT DOCUMENTS

D569,236 S * 5/2008 Young, IV D8/358
D569,711 S * 5/2008 Young, IV D8/358

D624,020 S * 9/2010 Kovacik et al. D13/137.4
D649,017 S * 11/2011 Stieler D8/356
D654,780 S * 2/2012 Aiko D8/358

* cited by examiner

Primary Examiner — Robert M Spear

Assistant Examiner — Barbara B Lohr

(74) *Attorney, Agent, or Firm* — Workman Nydegger

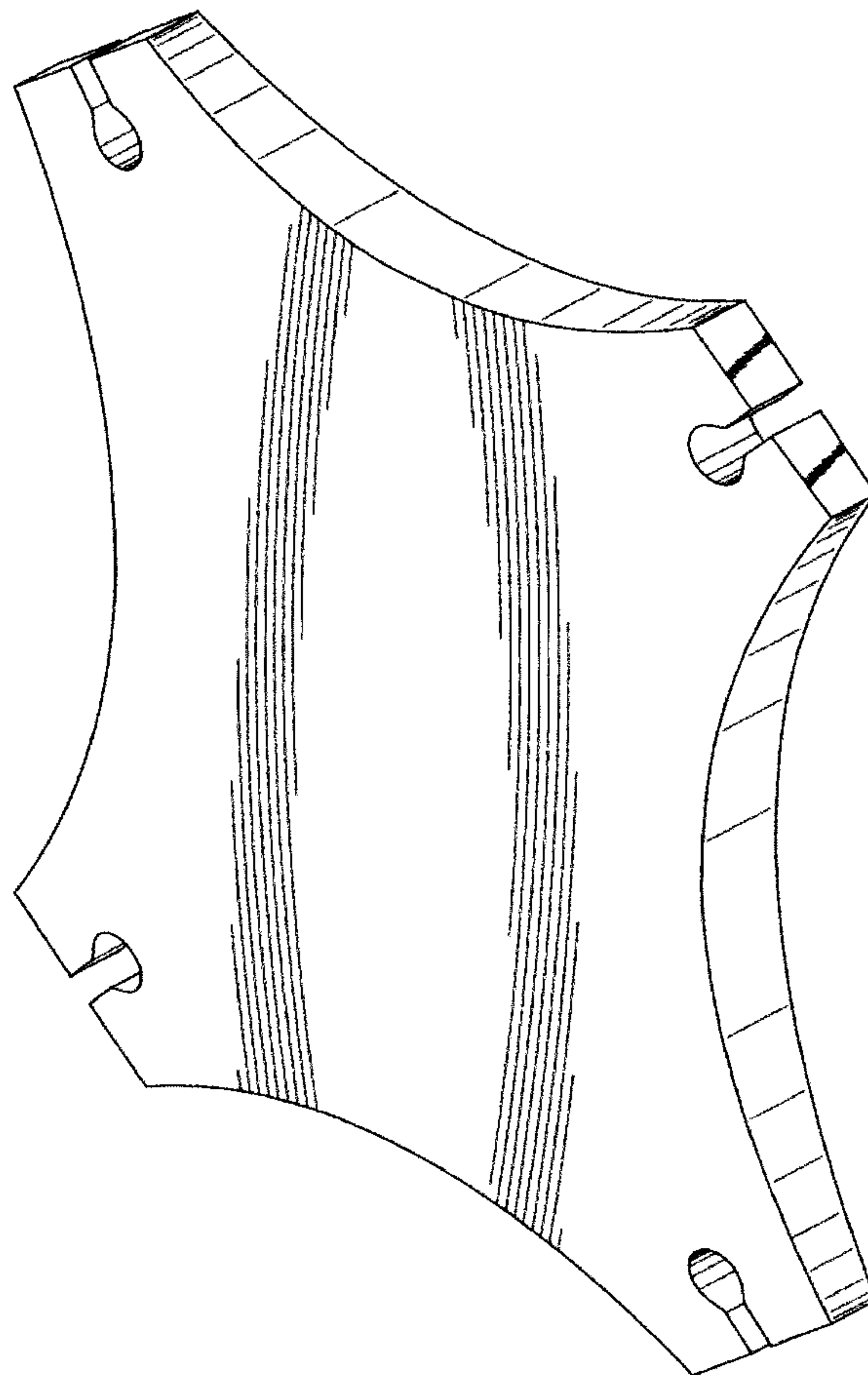
(57) **CLAIM**

The ornamental design for a cord wrap base, as shown and described.

DESCRIPTION

FIG. 1 is a facing, top, and right side perspective view of a cord wrap base;
FIG. 2 is a top plan view thereof;
FIG. 3 is a left side elevational view thereof;
FIG. 4 is a front elevational view thereof;
FIG. 5 is a right side elevational view thereof;
FIG. 6 is bottom plan view thereof; and,
FIG. 7 is a rear elevational view thereof.

1 Claim, 3 Drawing Sheets



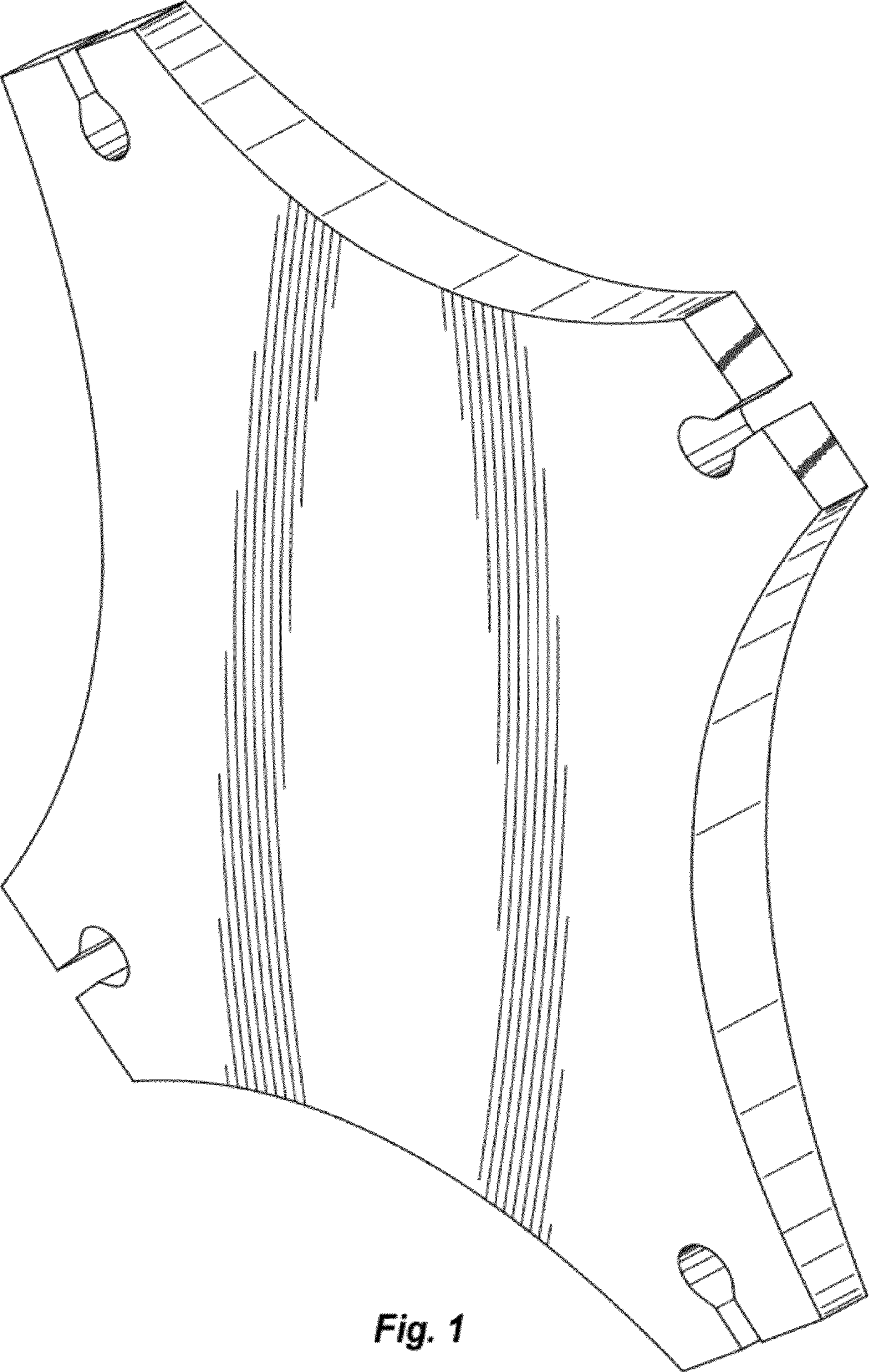


Fig. 1



Fig. 2




Fig. 3

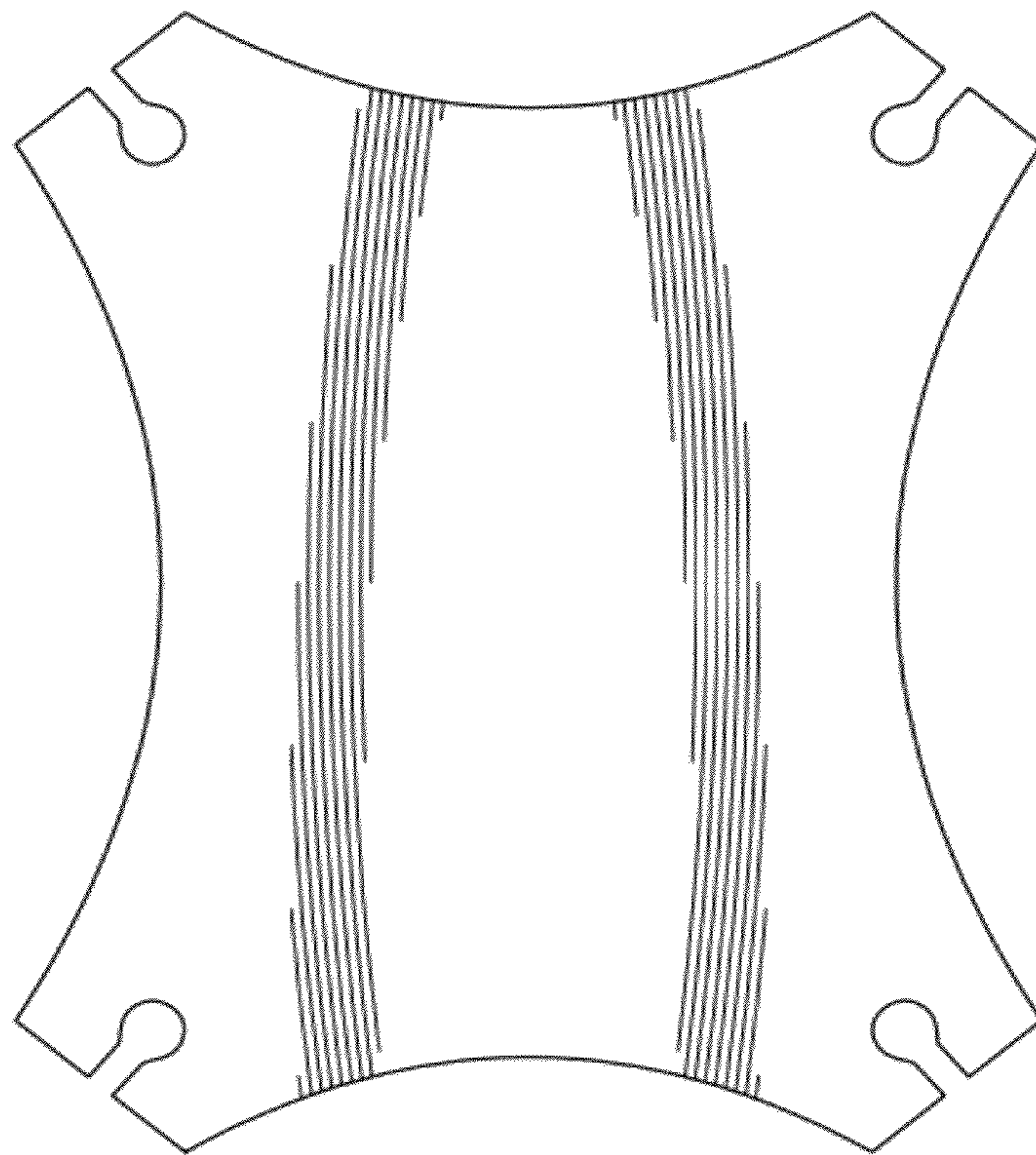


Fig. 4

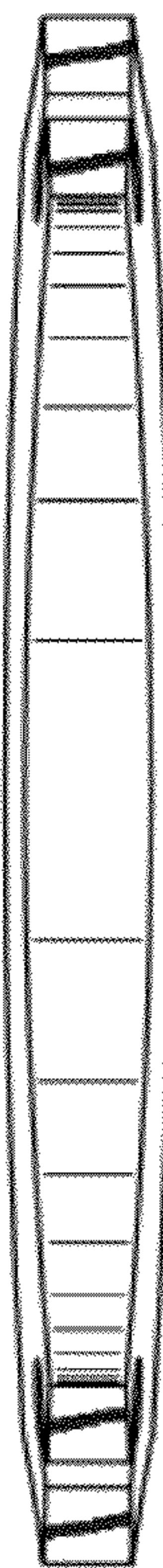


Fig. 5




Fig. 6

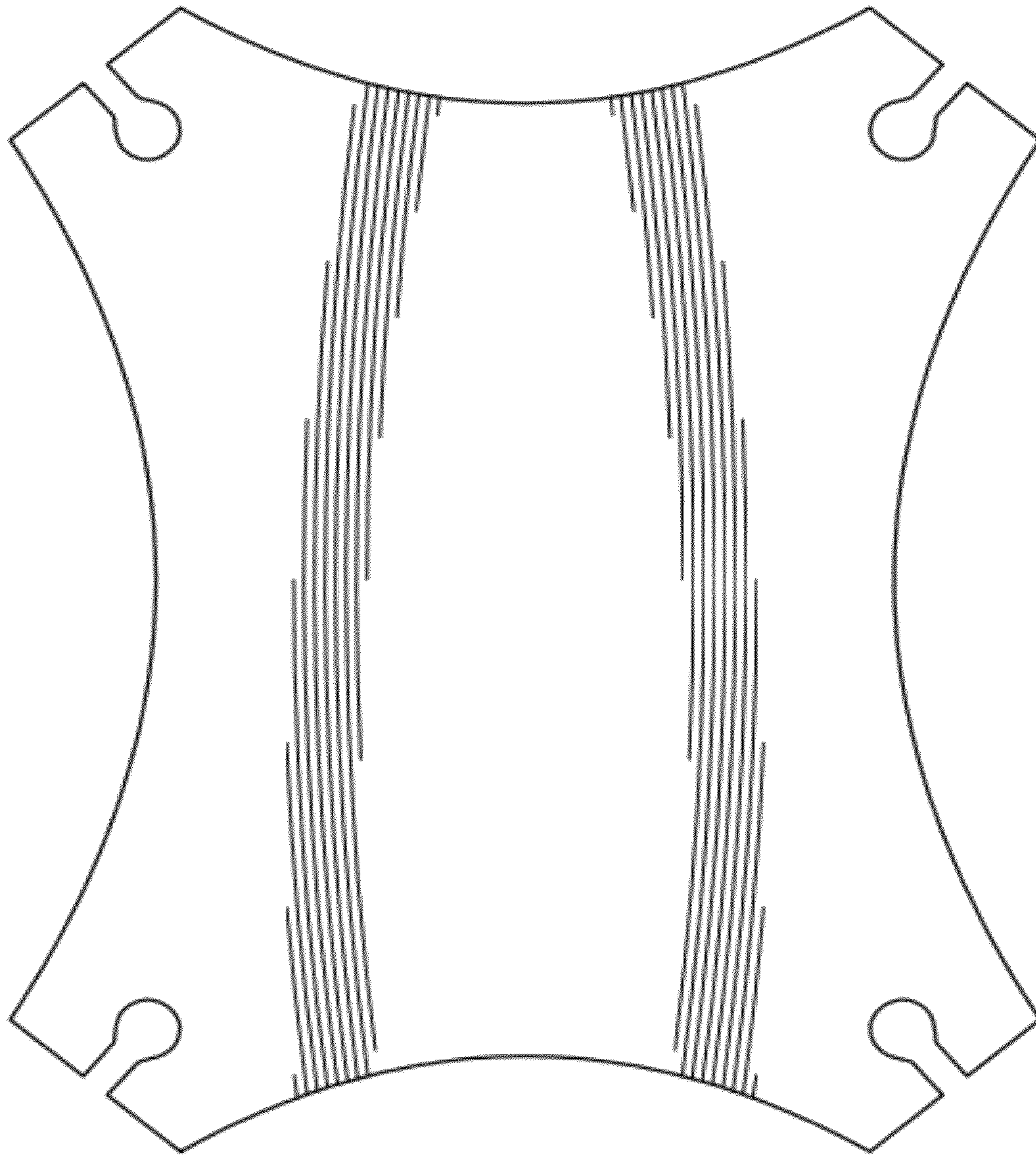


Fig. 7