



US00D664825S

(12) **United States Design Patent**  
**Mueller et al.**

(10) **Patent No.:** **US D664,825 S**

(45) **Date of Patent:** **\*\* Aug. 7, 2012**

(54) **KNIFE**

(75) Inventors: **Kristopher Joseph Mueller**, Asheville, NC (US); **Michael E. Henley**, Liberty Township, OH (US); **Artem Kalajyan**, Burbank, CA (US)

(73) Assignee: **JPJ Investment Holding Corp.**, Carson City, NV (US)

(\*\*) Term: **14 Years**

(21) Appl. No.: **29/387,993**

(22) Filed: **Mar. 22, 2011**

**Related U.S. Application Data**

(63) Continuation-in-part of application No. 12/950,221, filed on Nov. 19, 2010, which is a continuation-in-part of application No. 12/713,942, filed on Feb. 26, 2010.

(30) **Foreign Application Priority Data**

Dec. 7, 2010 (CN) ..... 2010 2 0644866

(51) **LOC (9) Cl.** ..... **08-03**

(52) **U.S. Cl.** ..... **D8/99**

(58) **Field of Classification Search** ..... D8/95-99,  
D8/105, 107; D22/118; 30/151, 154-162,  
30/293-294, 329-331

See application file for complete search history.

(56) **References Cited**

**U.S. PATENT DOCUMENTS**

D310,475	S	*	9/1990	Weimann	.....	D8/99
D408,704	S	*	4/1999	Gilbert	.....	D8/99
D436,308	S	*	1/2001	Chen	.....	D8/99
D437,764	S	*	2/2001	Zimmerman	.....	D8/98
D437,767	S		2/2001	Van Deursen		
6,357,120	B1		3/2002	Khachatoorian et al.		
D466,784	S	*	12/2002	Chen	.....	D8/97
D468,615	S	*	1/2003	Kanzawa	.....	D8/97
D500,240	S	*	12/2004	Fancelli	.....	D8/97
D500,656	S	*	1/2005	Fancelli	.....	D8/97
6,915,577	B2		7/2005	Scala		
D509,724	S		9/2005	Cook		

D510,008	S	*	9/2005	Kanzawa	.....	D8/97
6,957,491	B2		10/2005	Van Deursen et al.		
D513,578	S	*	1/2006	Favila et al.	.....	D8/99
7,082,688	B2	*	8/2006	Votolato	.....	30/293
D564,328	S	*	3/2008	Smith	.....	D8/99
D565,381	S	*	4/2008	Wu	.....	D8/99
D592,032	S	*	5/2009	Wu	.....	D8/98
7,886,443	B2	*	2/2011	Votolato	.....	30/151
D645,721	S	*	9/2011	Wu	.....	D8/99
2002/0124418	A1	*	9/2002	Votolato	.....	30/294
2003/0150116	A1		8/2003	Scala		
2005/0204567	A1		9/2005	Ping		
2007/0130777	A1		6/2007	Ping		
2009/0223061	A1		9/2009	Seber et al.		
2009/0271990	A1		11/2009	De		
2010/0043235	A1		2/2010	Hao		
2010/0132199	A1		6/2010	Ruan		
2010/0281696	A1		11/2010	Hao et al.		
2010/0293791	A1		11/2010	Mueller		
2010/0325899	A1		12/2010	Seber et al.		
2011/0041344	A1		2/2011	De et al.		
2011/0088264	A1	*	4/2011	Muccino et al.	.....	30/162
2011/0119927	A1		5/2011	Mueller		

\* cited by examiner

*Primary Examiner* — Philip S Hyder

*Assistant Examiner* — Roselynn Cody

(74) *Attorney, Agent, or Firm* — Patterson & Sheridan, LLP

(57) **CLAIM**

The ornamental design for a knife, as shown and described.

**DESCRIPTION**

FIG. 1 is a perspective view of a knife showing our new design;

FIG. 2 is a right side elevational view thereof;

FIG. 3 is a left side elevational view thereof;

FIG. 4 is a rear elevational view thereof;

FIG. 5 is a front elevational view thereof;

FIG. 6 is a top plan view thereof;

FIG. 7 is a bottom plan view thereof; and,

FIG. 8 is a right side elevational view thereof with a blade of the knife in a retracted position.

The broken lines shown in the drawings illustrate environmental structure and form no part of the claimed design.

**1 Claim, 6 Drawing Sheets**



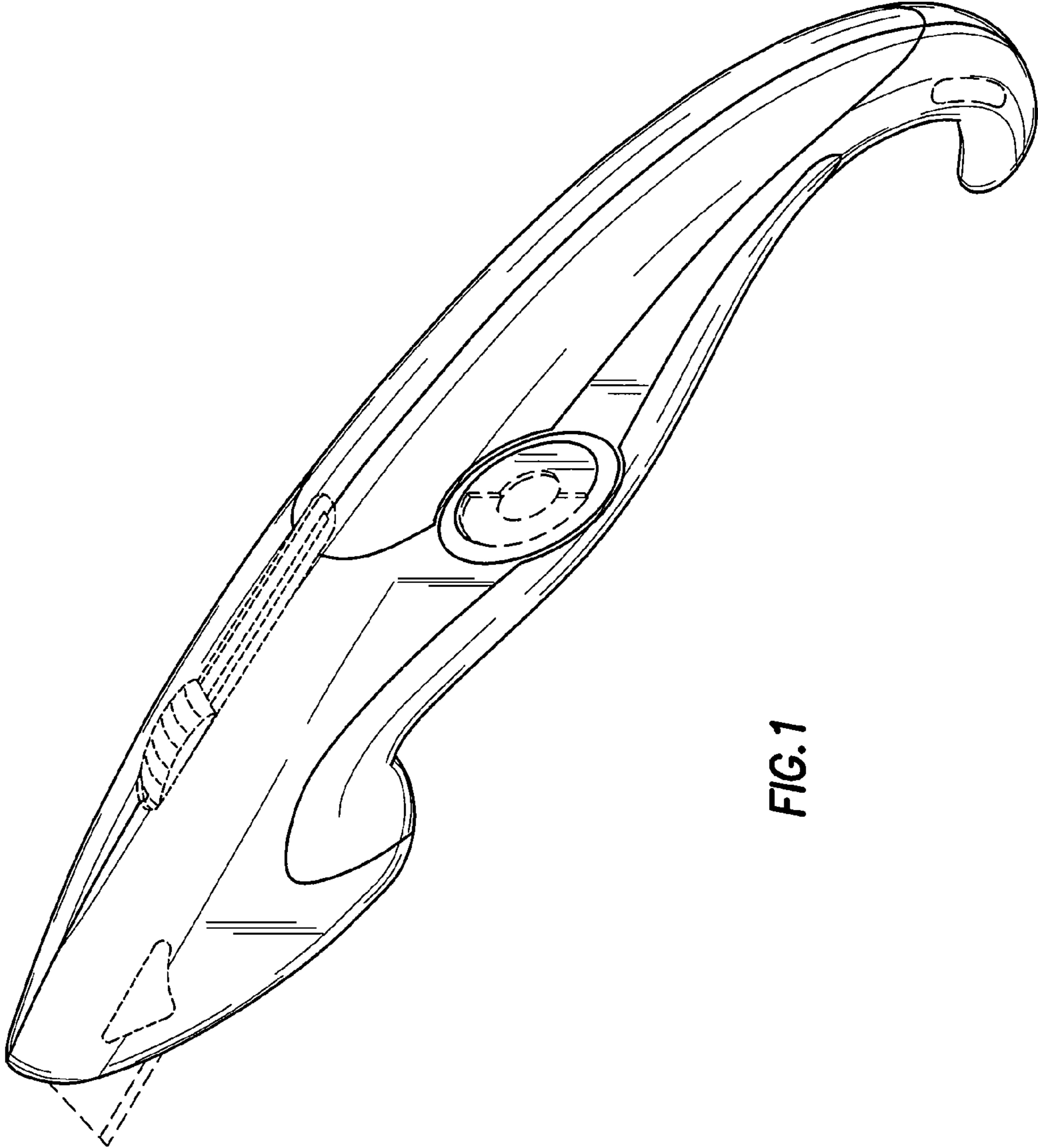


FIG. 1

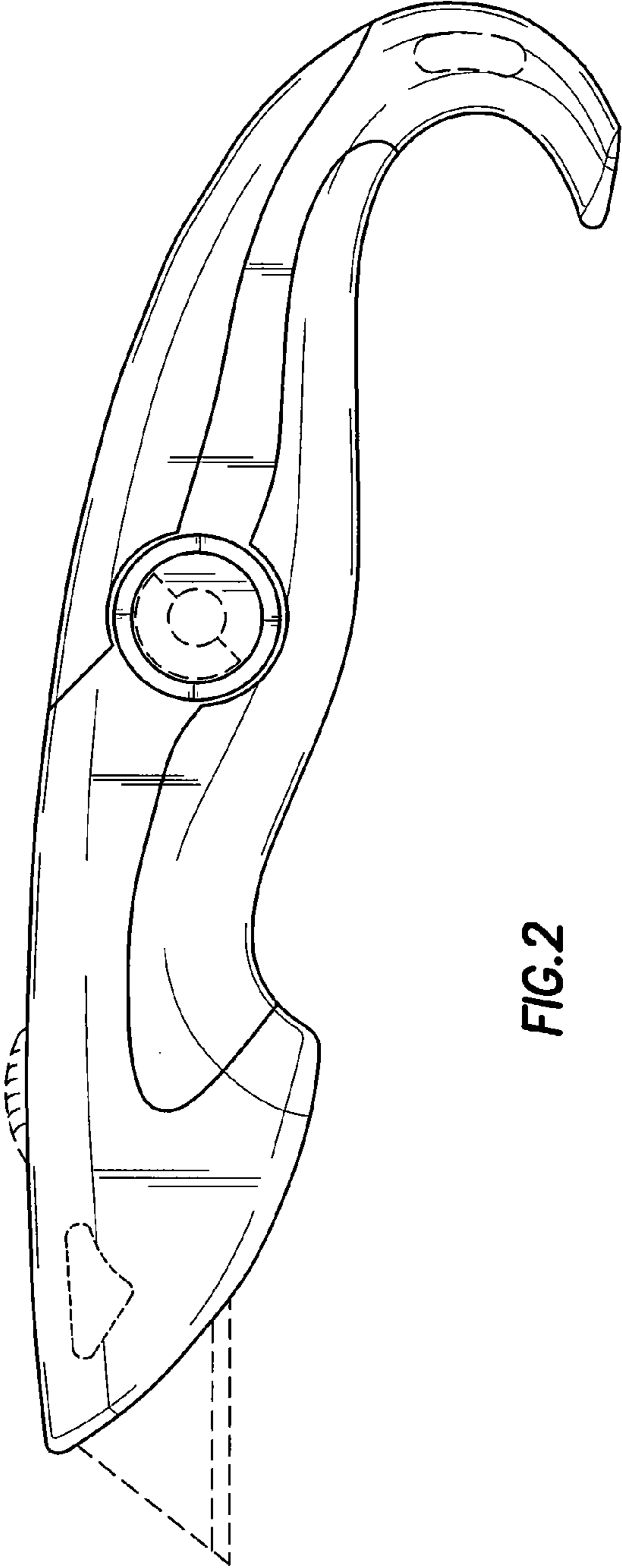
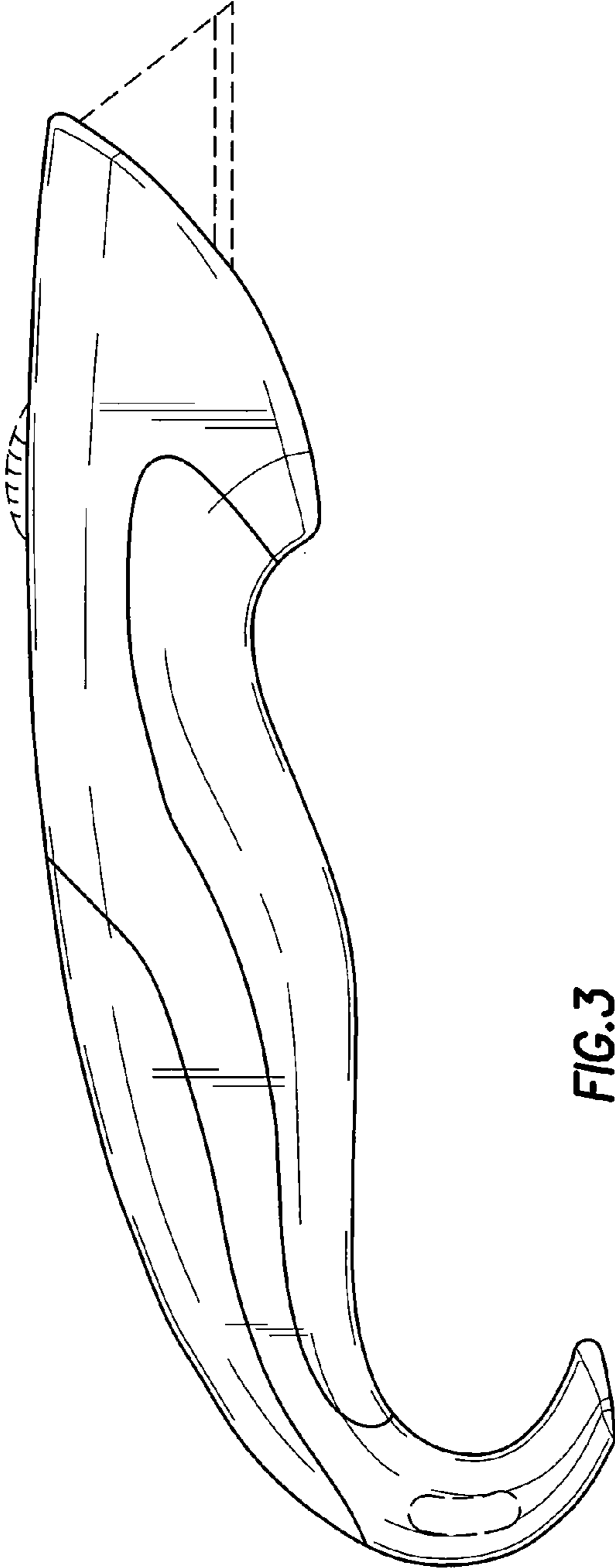


FIG. 2



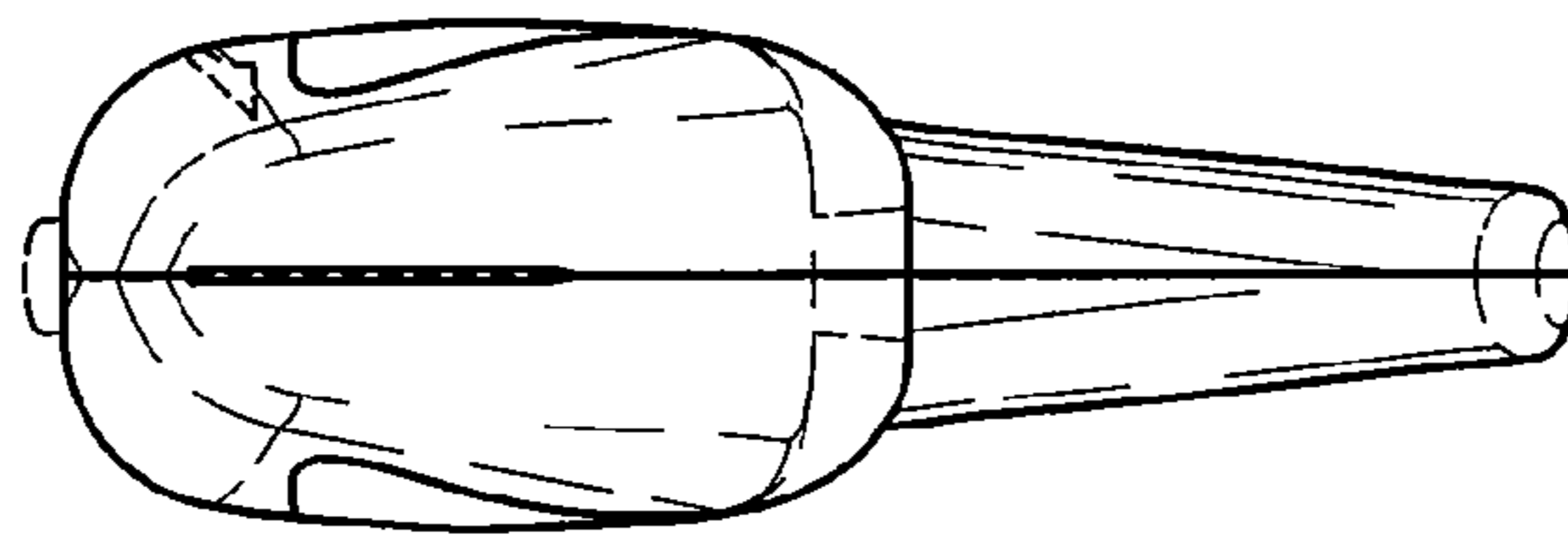


FIG. 5

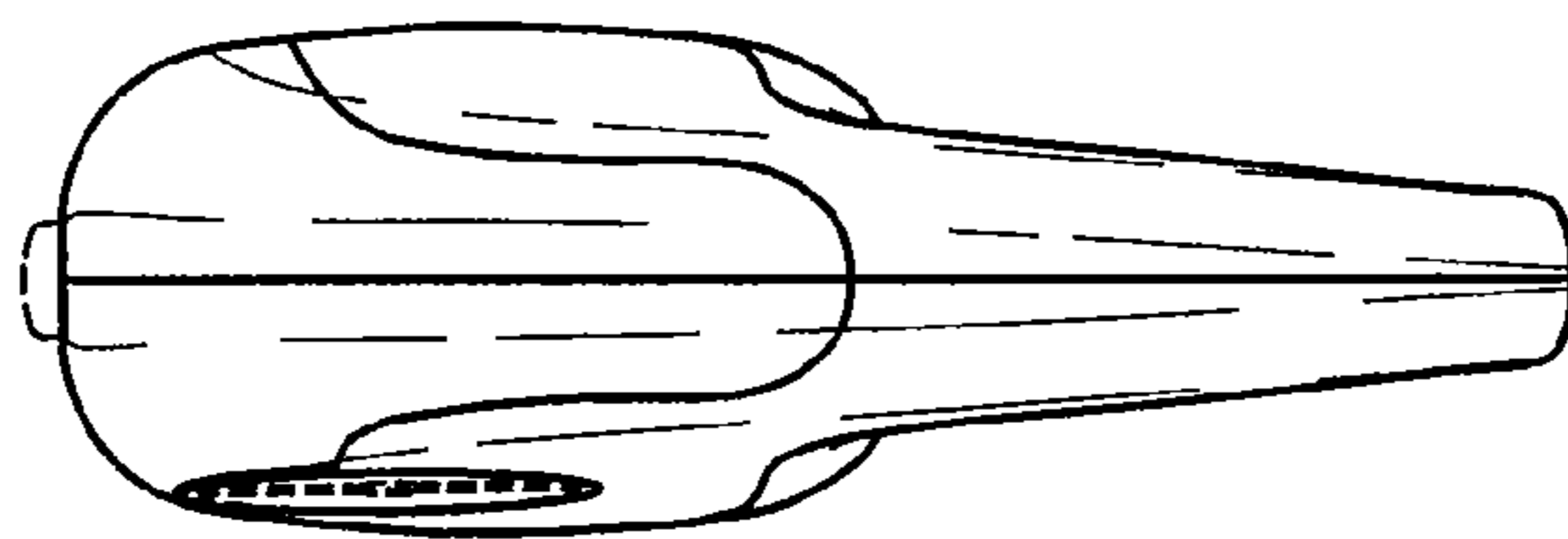


FIG. 4

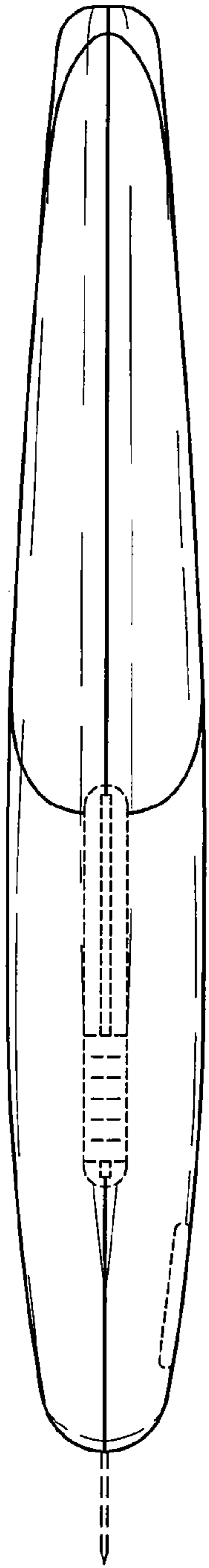


FIG. 6



FIG. 7

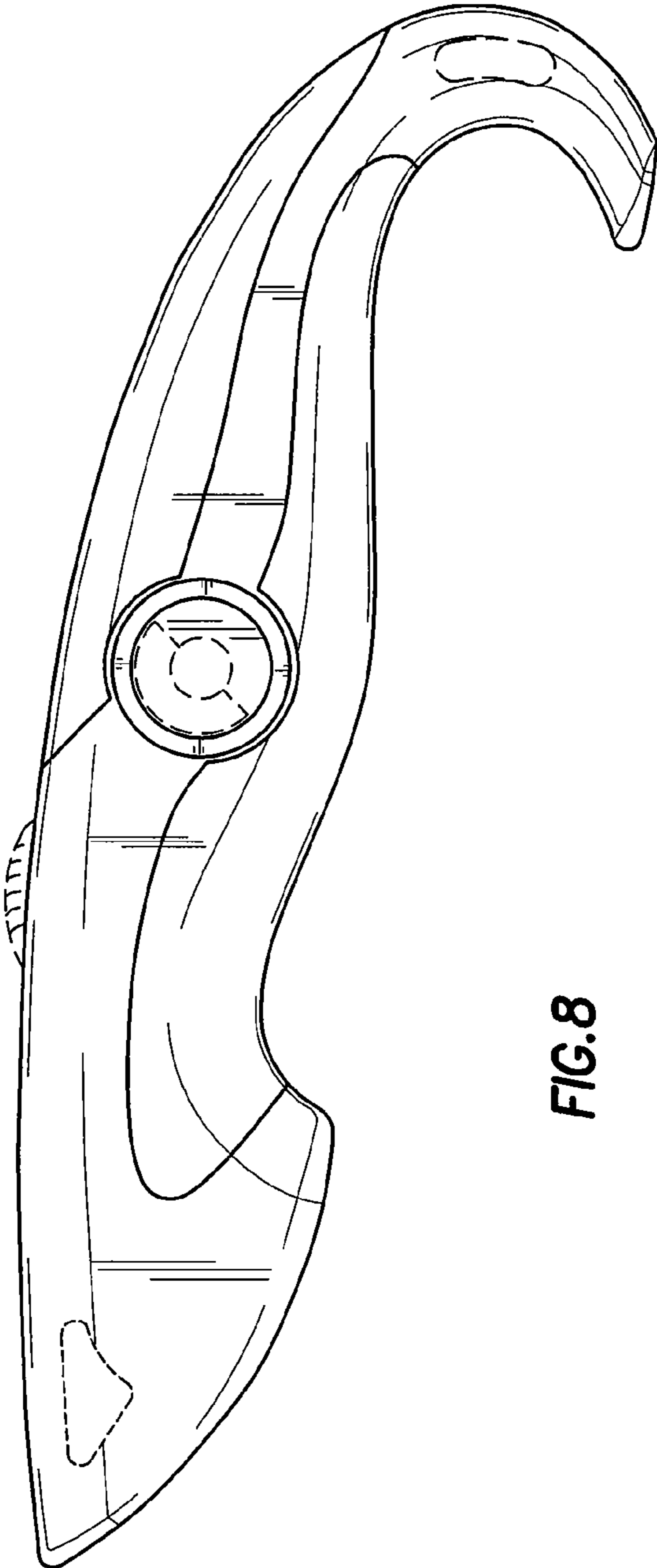


FIG.8