



US00D664824S

(12) **United States Design Patent**  
**Cunningham et al.**

(10) **Patent No.:** **US D664,824 S**  
(45) **Date of Patent:** **\*\* Aug. 7, 2012**

- (54) **ROTARY CUTTER**
- (75) Inventors: **Daniel Cunningham**, Edgerton, WI (US); **Colin Roberts**, Stevens Point, WI (US); **Daniel J. Lipscomb**, Prairie Du Sac, WI (US)
- (73) Assignee: **Fiskars Brands, Inc.**, Madison, WI (US)
- (\*\*) Term: **14 Years**
- (21) Appl. No.: **29/404,448**
- (22) Filed: **Oct. 20, 2011**
- (51) **LOC (9) Cl.** ..... **08-03**
- (52) **U.S. Cl.** ..... **D8/98**
- (58) **Field of Classification Search** ..... D8/95-99, D8/105, 107; D22/118; 30/139, 143, 151, 30/154-162, 292-294, 319, 329-331  
See application file for complete search history.

6,327,783	B1 *	12/2001	Ming	.....	30/292
6,643,936	B2	11/2003	Carlson et al.		
D557,583	S *	12/2007	Lewis et al.	.....	D8/95
7,363,710	B2 *	4/2008	Kortleven et al.	.....	30/143
D582,239	S	12/2008	Eby et al.		
D633,361	S *	3/2011	Chang	.....	D8/98
8,046,922	B2 *	11/2011	Eby et al.	.....	30/151
2008/0010839	A1	1/2008	Eby et al.		
2009/0183378	A1	7/2009	Eby et al.		

\* cited by examiner

*Primary Examiner* — Philip S Hyder  
*Assistant Examiner* — Roselynn Cody  
(74) *Attorney, Agent, or Firm* — Foley & Lardner LLP

(57) **CLAIM**  
We claim the ornamental design for a rotary cutter, as shown and described.

**DESCRIPTION**

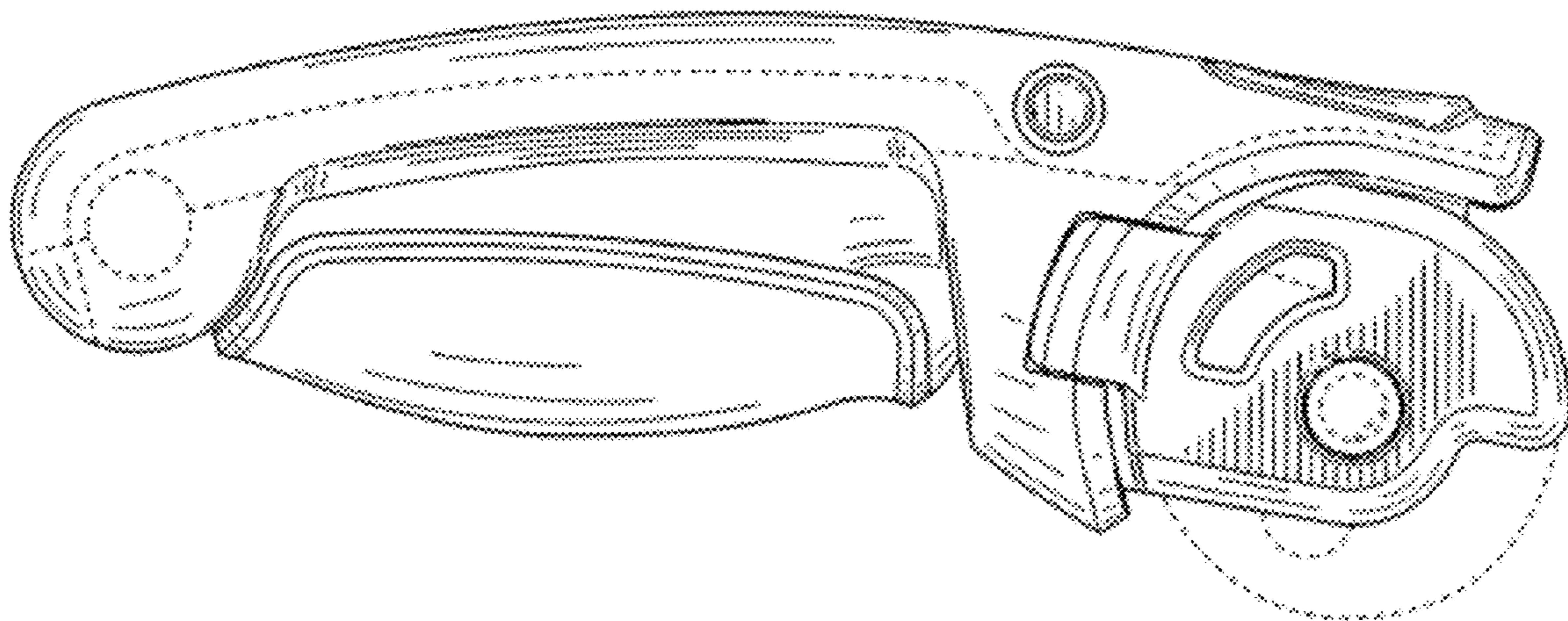
FIG. 1 is a perspective view of our claimed design.  
FIG. 2 is a left side elevational view of the claimed design of FIG. 1.  
FIG. 3 is a right side elevational view of the claimed design of FIG. 1.  
FIG. 4 is a top plan view of the claimed design of FIG. 1.  
FIG. 5 is a bottom plan view of the claimed design of FIG. 1.  
FIG. 6 is a front elevational view of the claimed design of FIG. 1; and,  
FIG. 7 is a rear elevational view of the claimed design of FIG. 1.  
The ornamental design which is claimed is shown in solid lines in the drawings. The broken lines in the drawings are for illustrative purposes only and form no part of the claimed design.

**1 Claim, 4 Drawing Sheets**

(56) **References Cited**

U.S. PATENT DOCUMENTS

2,033,939	A *	3/1936	Jeppsson	.....	30/139
4,432,137	A *	2/1984	Okada	.....	30/292
RE32,501	E *	9/1987	Okada	.....	30/292
5,101,564	A *	4/1992	Melter	.....	30/319
5,299,355	A	4/1994	Boda et al.		
D346,542	S *	5/1994	Birkholz	.....	D8/98
5,355,588	A	10/1994	Brandenburg, Jr. et al.		
D357,166	S *	4/1995	Concari	.....	D8/107
D388,305	S	12/1997	Schulz et al.		
5,711,077	A	1/1998	Schulz et al.		
5,765,289	A	6/1998	Schulz et al.		
6,044,565	A *	4/2000	Arend et al.	.....	30/319
D430,475	S *	9/2000	Hirai	.....	D8/98



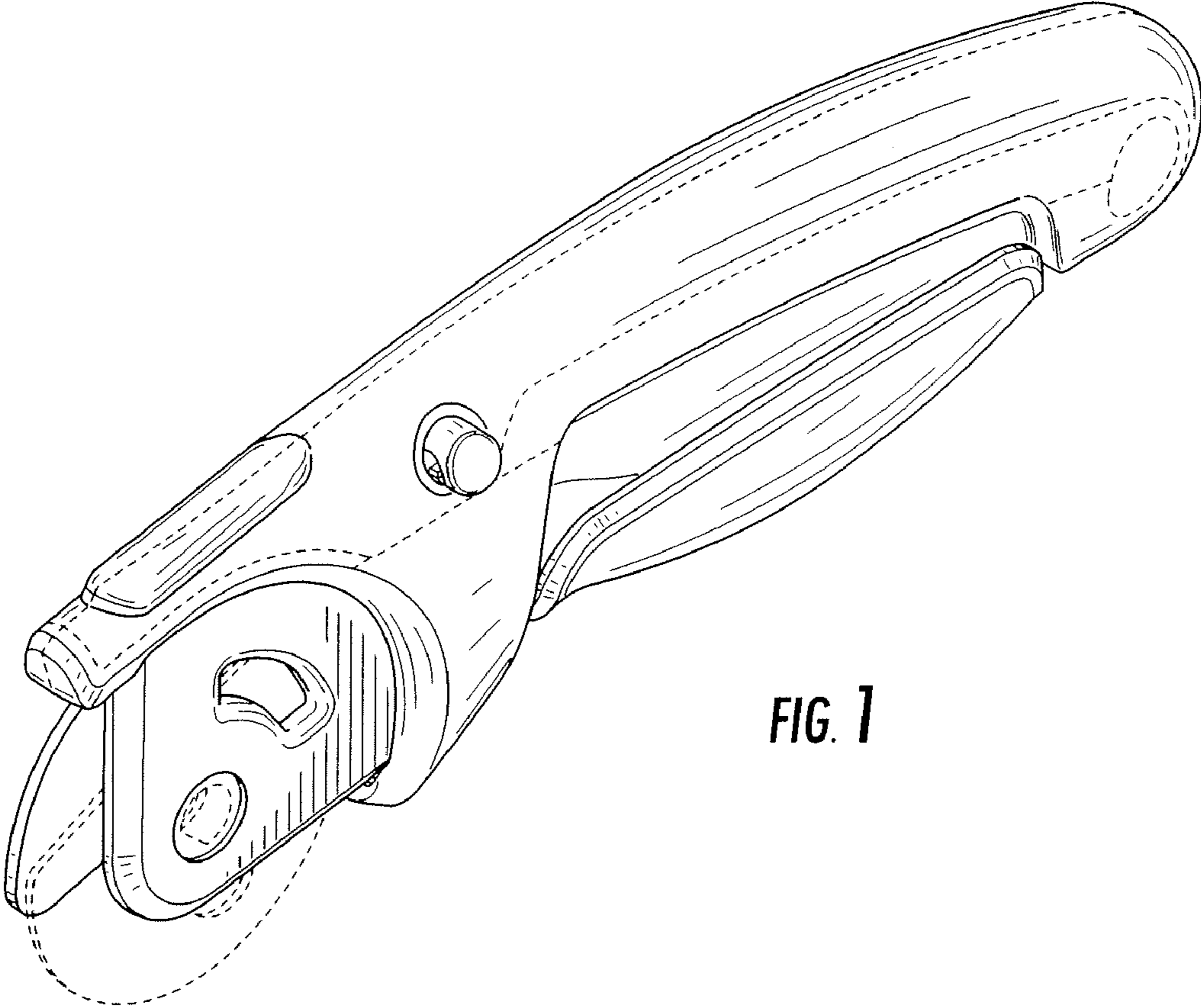


FIG. 1

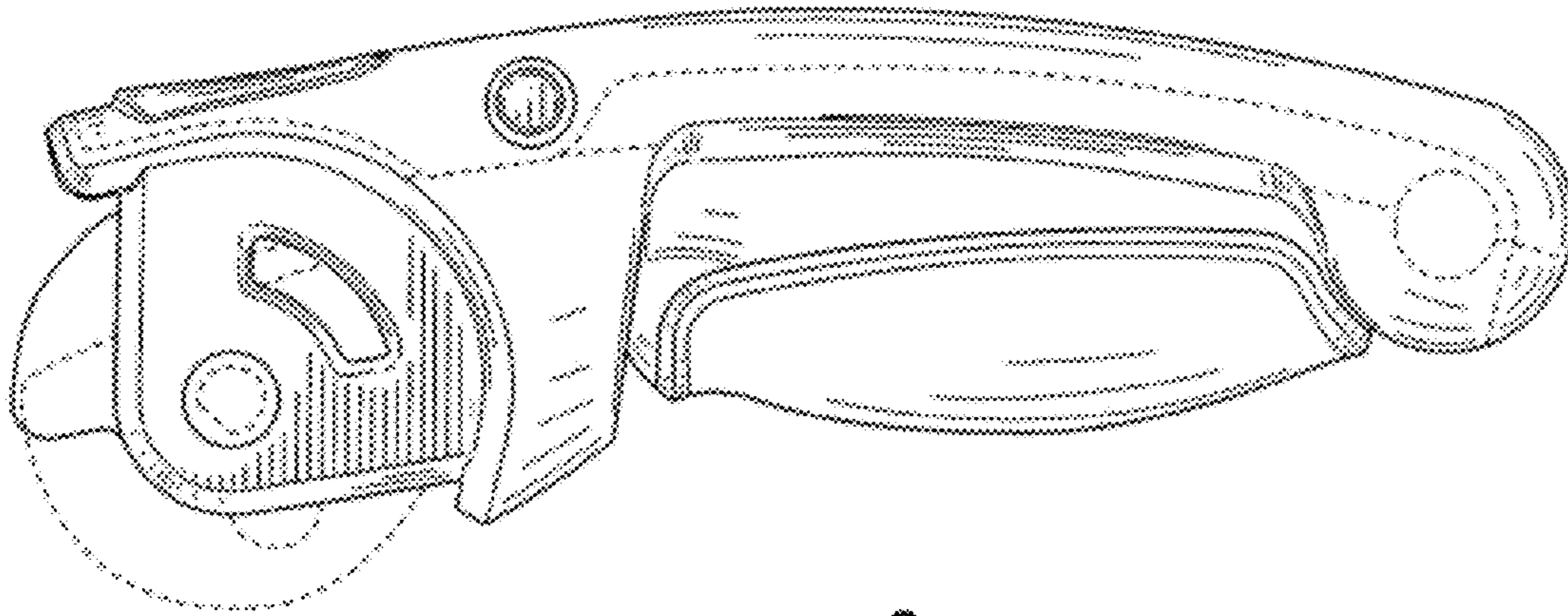


FIG. 2

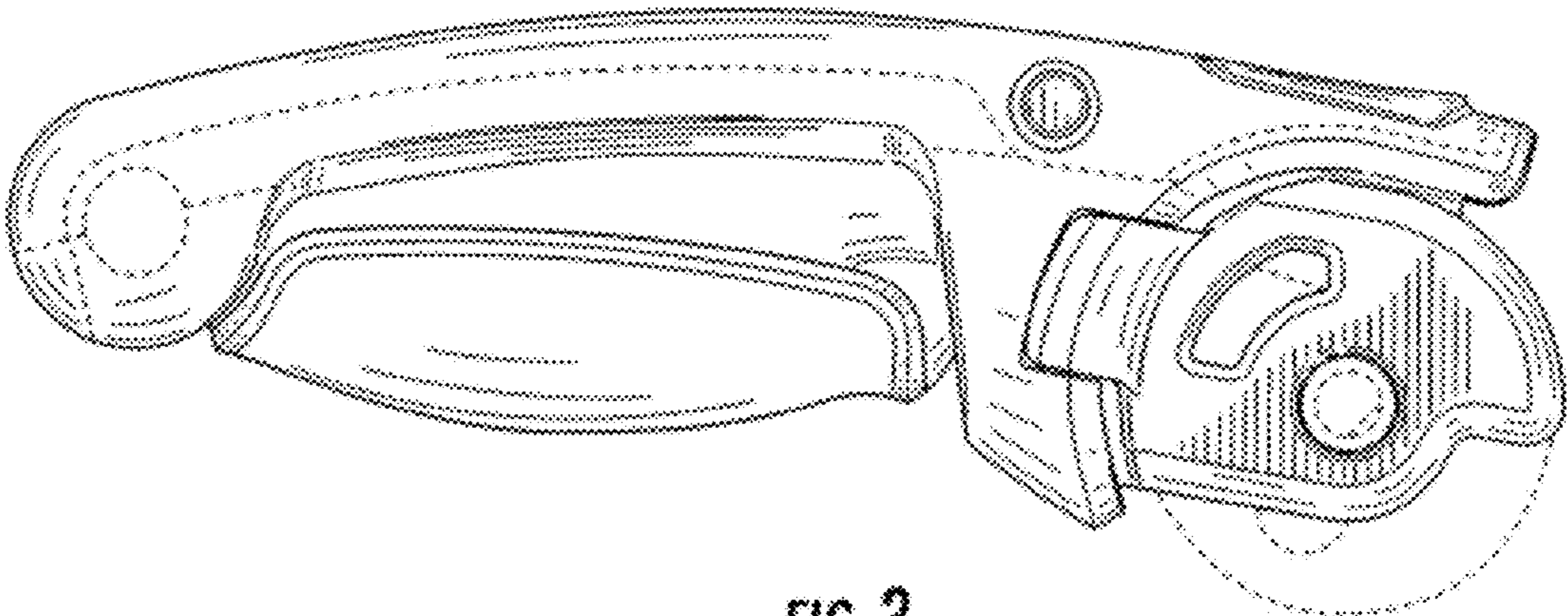


FIG. 3




FIG. 4

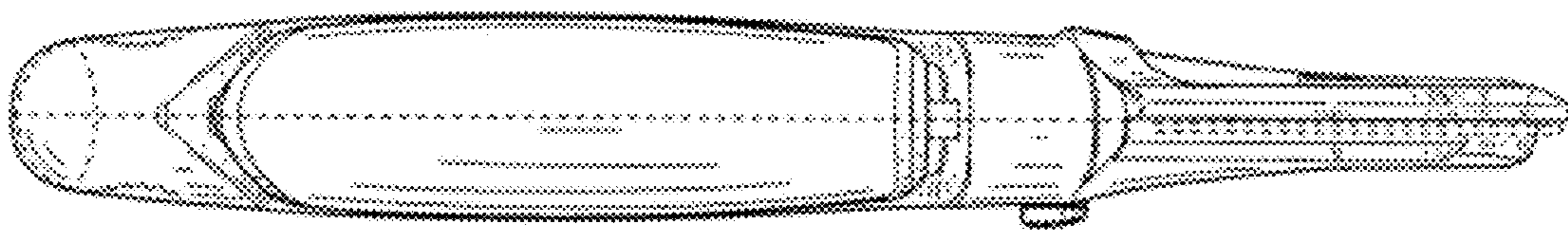
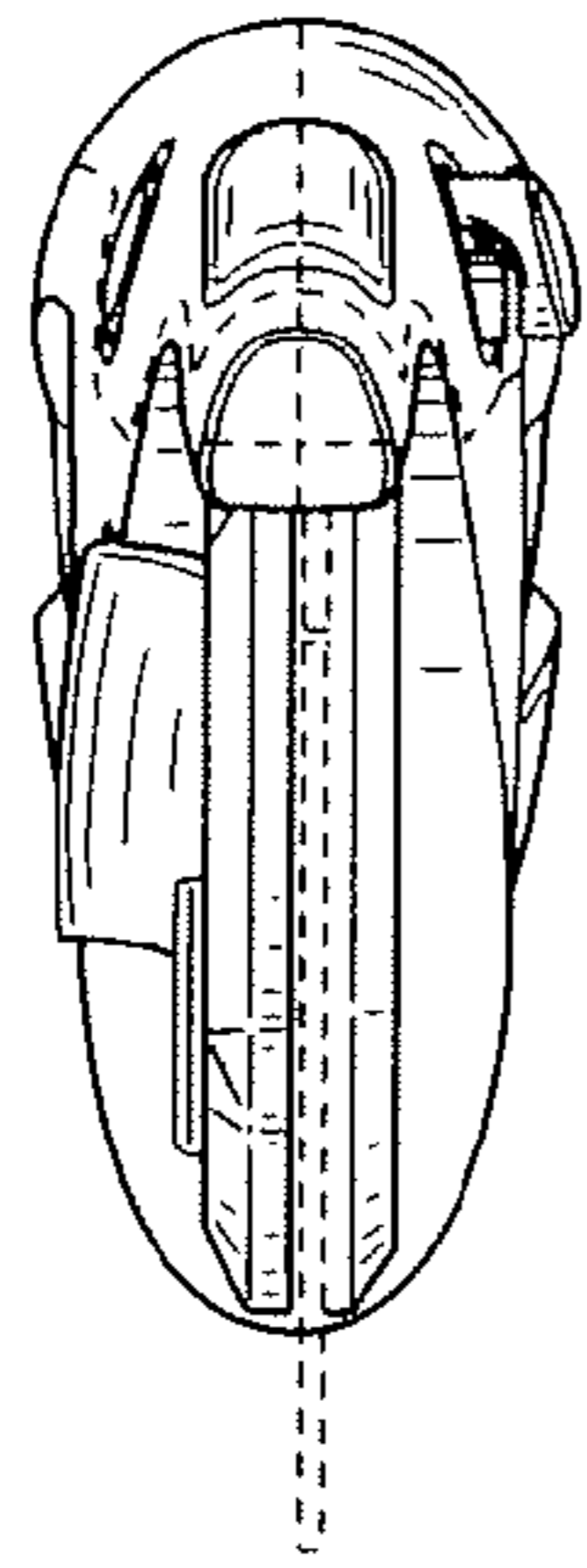
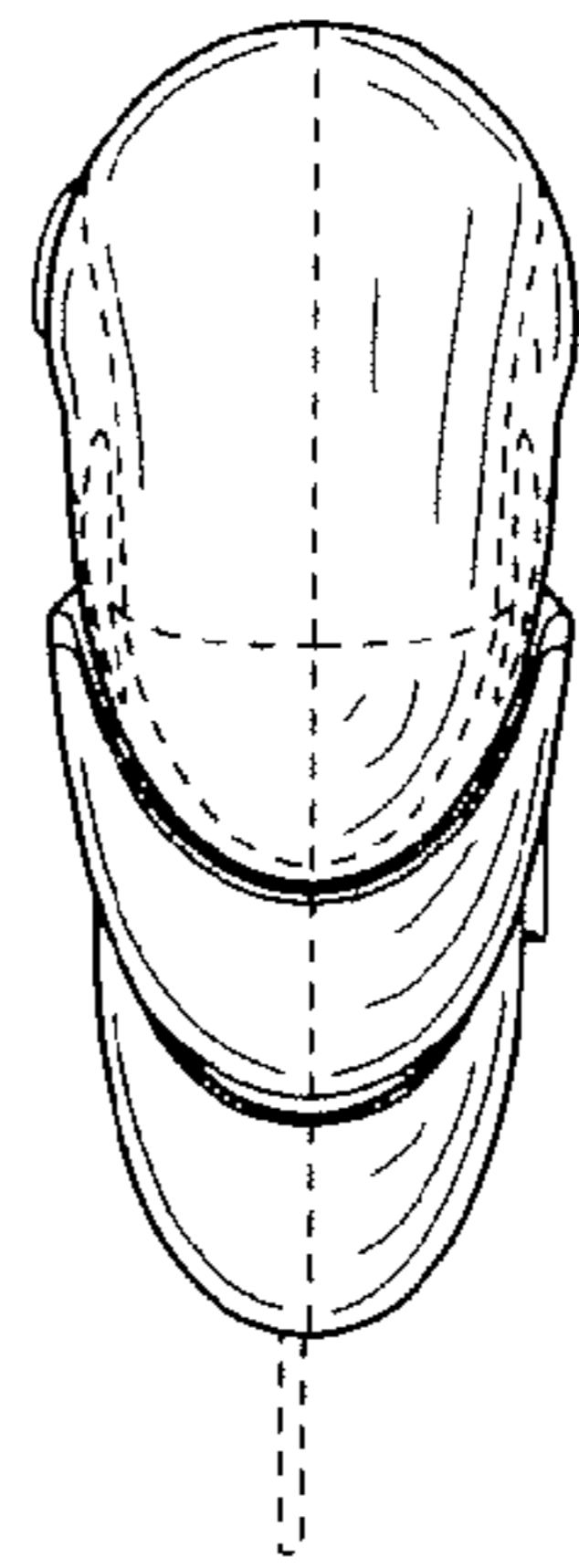


FIG. 5



**FIG. 6**



**FIG. 7**