



US00D664823S

(12) **United States Design Patent**  
**Pringnitz**

(10) **Patent No.:** **US D664,823 S**

(45) **Date of Patent:** **\*\* Aug. 7, 2012**

(54) **FOLDABLE SAW**

(76) **Inventor:** **Todd Pringnitz**, Mount Pleasant, IA  
(US)

(\*\*) **Term:** **14 Years**

(21) **Appl. No.:** **29/383,381**

(22) **Filed:** **Jan. 17, 2011**

(51) **LOC (9) Cl.** ..... **08-03**

(52) **U.S. Cl.** ..... **D8/95; D8/7**

(58) **Field of Classification Search** ..... D8/7, 95,  
D8/97-99, 105, 107; D22/118; 7/148; 30/144,  
30/166.3, 350, 343, 510, 514, 517-518

See application file for complete search history.

(56) **References Cited**

U.S. PATENT DOCUMENTS

D300,112 S *	3/1989	Osterhout	.....	D8/98
D304,154 S *	10/1989	Osterhout	.....	D8/99
D346,937 S *	5/1994	Backman	.....	D8/7
5,553,386 A	9/1996	Hsu		
D406,039 S *	2/1999	Okada	.....	D8/95
D433,914 S *	11/2000	Chu	.....	D8/99
D482,257 S *	11/2003	Taylor et al.	.....	D8/99
7,065,885 B1 *	6/2006	Chen	.....	30/517
D530,180 S *	10/2006	Kleckner et al.	.....	D8/99
D582,243 S *	12/2008	Freeman et al.	.....	D8/107

D582,747 S *	12/2008	Freeman et al.	.....	D8/107
D588,433 S *	3/2009	van Deursen	.....	D8/99
D637,882 S *	5/2011	Bloch	.....	D8/95

OTHER PUBLICATIONS

Wicked Tough Hand Saw. Snagged Mar. 22, 2012 at [http://www.wickedtreegear.com/wickedstory/wicked\\_story.html](http://www.wickedtreegear.com/wickedstory/wicked_story.html).\*

\* cited by examiner

*Primary Examiner* — Philip S Hyder

*Assistant Examiner* — Roselynn Cody

(74) *Attorney, Agent, or Firm* — Price Heneveld LLP

(57) **CLAIM**

The ornamental design for a foldable saw, as shown and described.

**DESCRIPTION**

FIG. 1 is a perspective view of a foldable saw.

FIG. 2 is a left side view of the article in FIG. 1.

FIG. 3 is a right side view of the article in FIG. 1.

FIG. 4 is a top view of the article in FIG. 1.

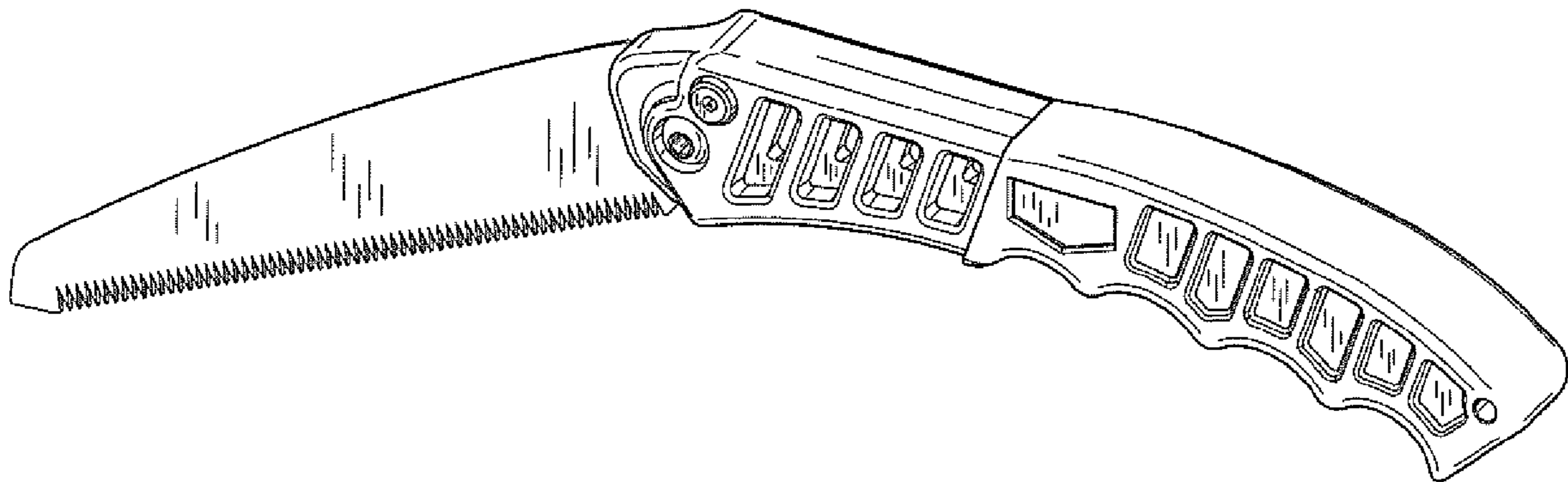
FIG. 5 is a bottom view of the article in FIG. 1.

FIG. 6 is a first end view of the article in FIG. 1.

FIG. 7 is an opposing end view of the article in FIG. 1; and,

FIG. 8 is a perspective view of the article in FIG. 1 with the blade in a stored position.

**1 Claim, 2 Drawing Sheets**



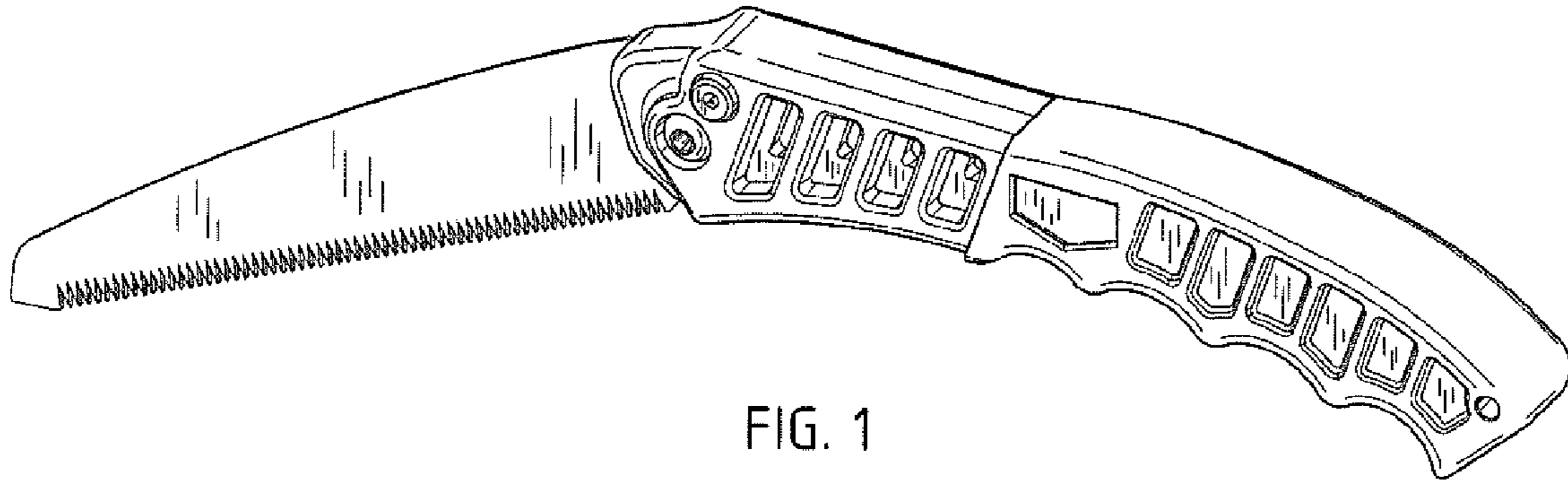


FIG. 1

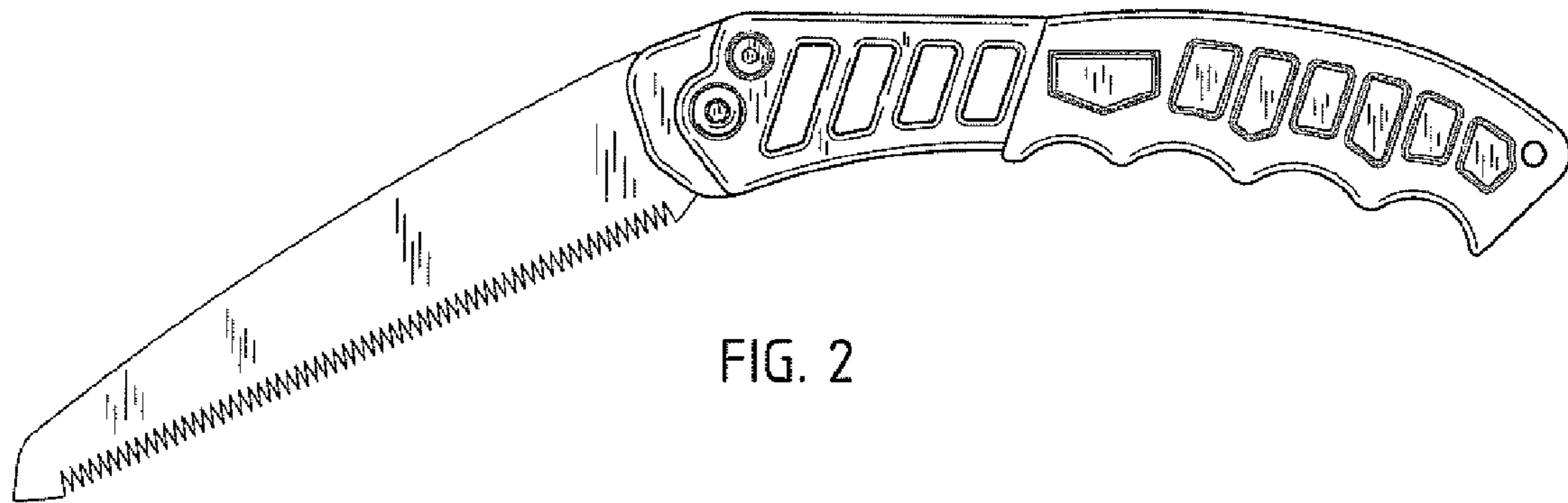


FIG. 2

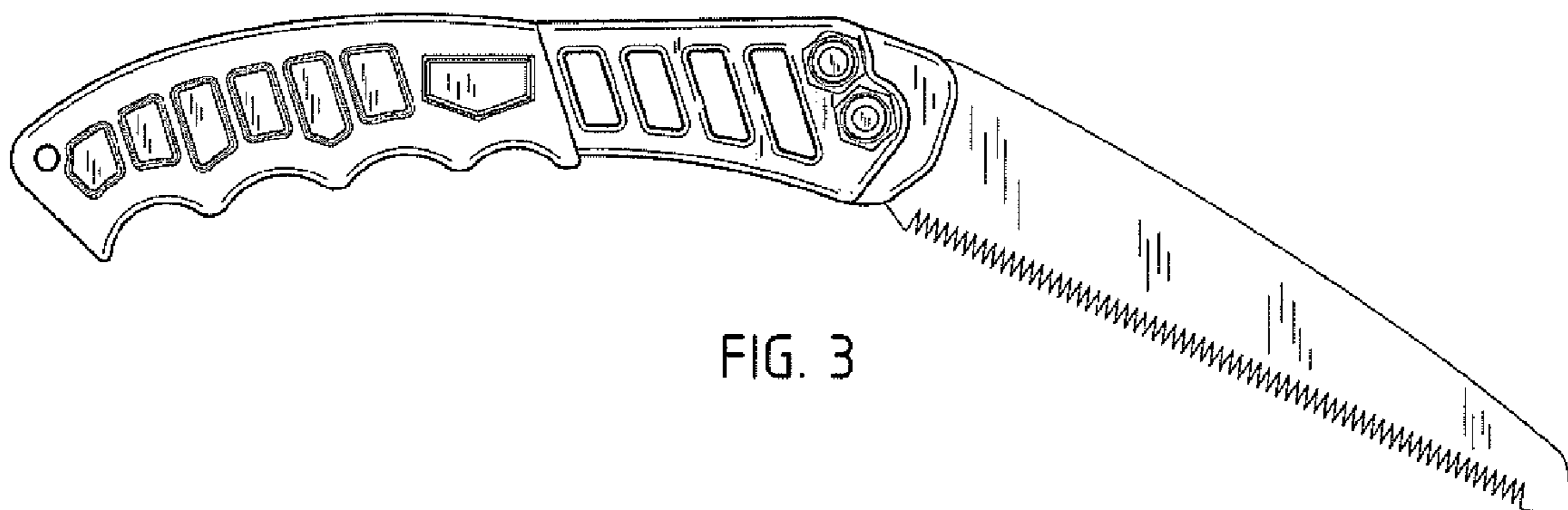


FIG. 3



FIG. 4



FIG. 5

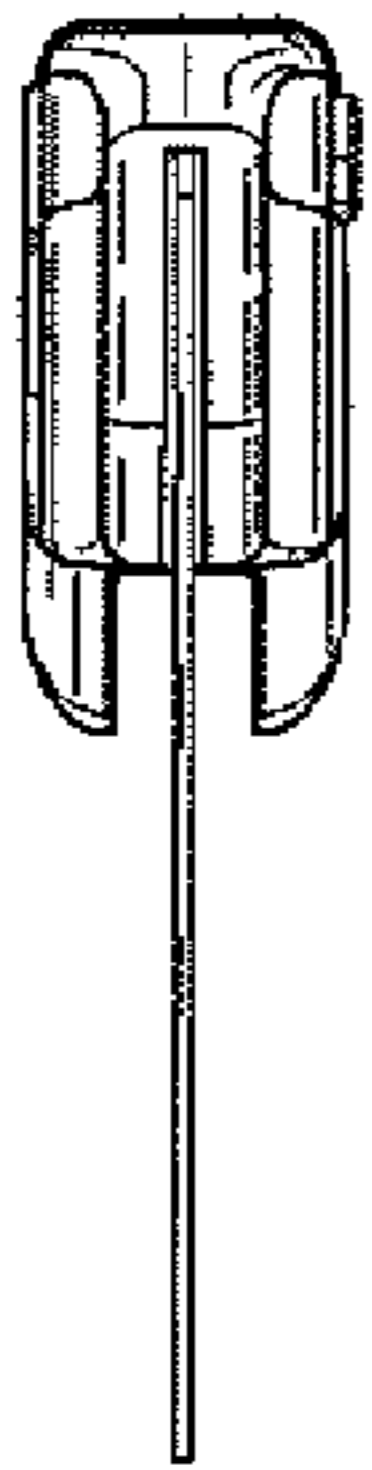


FIG. 6

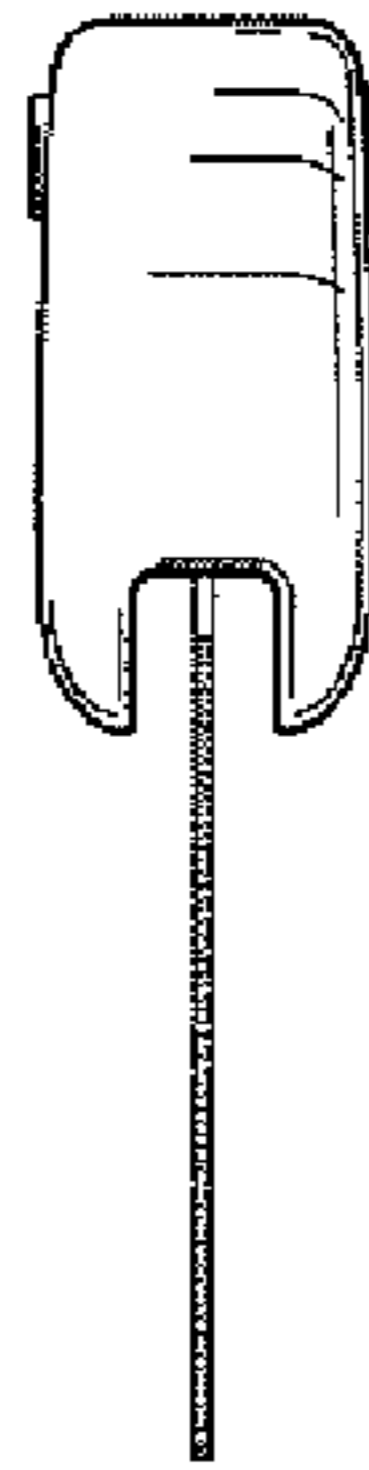


FIG. 7

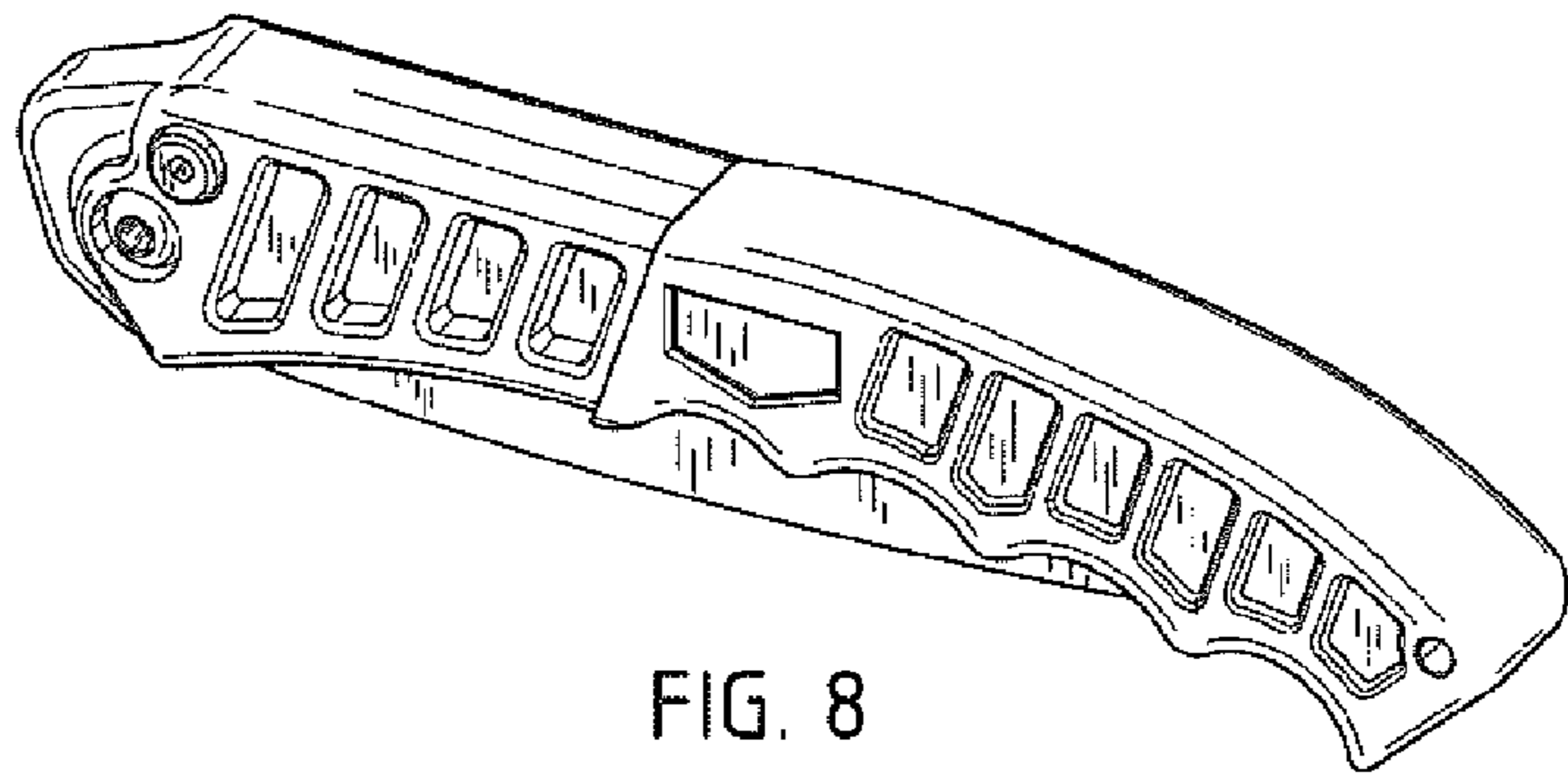


FIG. 8