

US00D664813S

(12) **United States Design Patent**
Cotter et al.

(10) **Patent No.:** **US D664,813 S**

(45) **Date of Patent:** **** Aug. 7, 2012**

(54) **GARLIC PRESS**

(75) Inventors: **Jennifer Cotter**, Seattle, WA (US);
Lance Hood, Seattle, WA (US); **Joshua**
Stewart, Seattle, WA (US)

(73) Assignee: **Progressive International Corporation**,
Kent, WA (US)

(**) Term: **14 Years**

(21) Appl. No.: **29/403,051**

(22) Filed: **Sep. 30, 2011**

(51) **LOC (9) Cl.** **07-04**

(52) **U.S. Cl.** **D7/666**

(58) **Field of Classification Search** D7/665,
D7/666, 372, 678; 241/100, 33, 36, 37, 95,
241/282.2, 168, 169, 110, 104, 126, 213,
241/131-135, 285.1-285.3; 99/501-508,
99/496, 497, 495; 100/213, 208

See application file for complete search history.

(56) **References Cited**

U.S. PATENT DOCUMENTS

D436,807 S *	1/2001	Chiu	D7/666
D448,979 S *	10/2001	Huang	D7/666
D513,156 S *	12/2005	Wright	D7/666
D516,390 S *	3/2006	Wright et al.	D7/666
D521,817 S *	5/2006	So	D7/665
D530,162 S *	10/2006	Hussey et al.	D7/666

* cited by examiner

Primary Examiner — Terry Wallace

(74) *Attorney, Agent, or Firm* — Lowe Graham Jones PLLC

(57) **CLAIM**

We claim the ornamental design for the garlic press, as shown and described.

DESCRIPTION

FIG. 1 is a perspective view of a garlic press, showing our new design

FIG. 2 is a front view of the garlic press.

FIG. 3 is a right side view of the garlic press, the left side view being a mirror image.

FIG. 4 is a back view of the garlic press; and,

FIG. 5 is a top view of the garlic press.

The bottom view is unornamented and not shown.

1 Claim, 5 Drawing Sheets



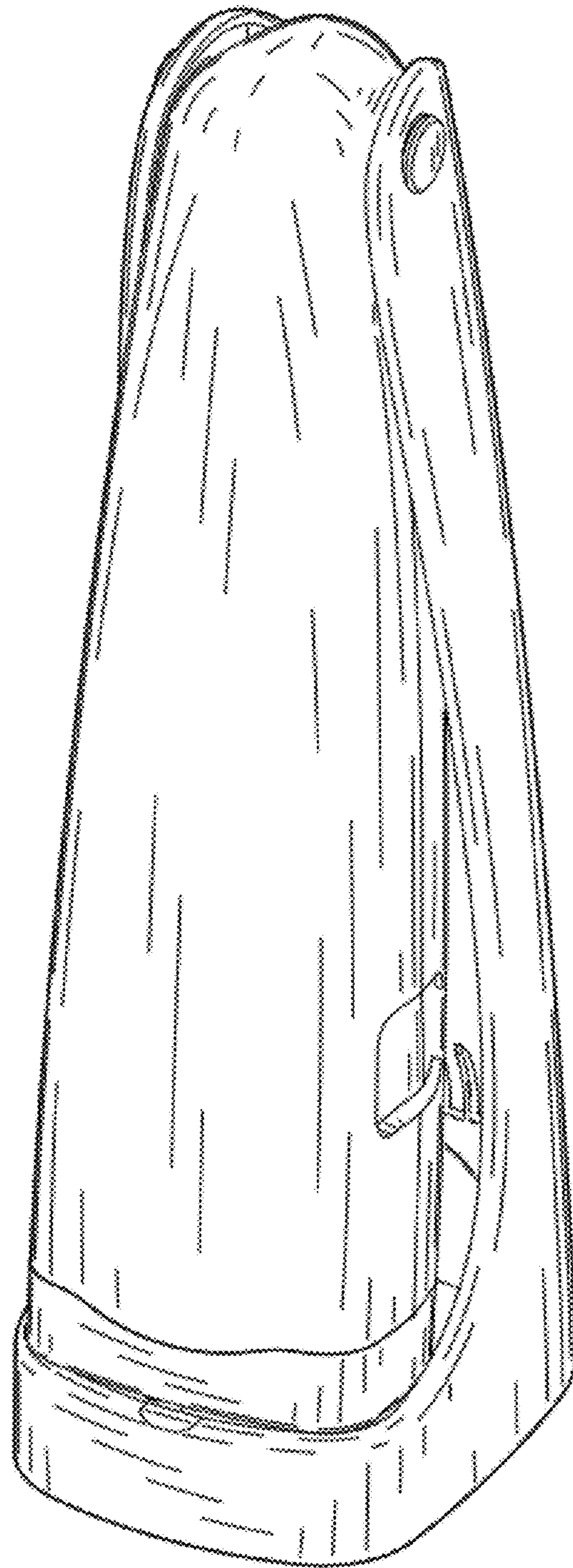


FIG.1

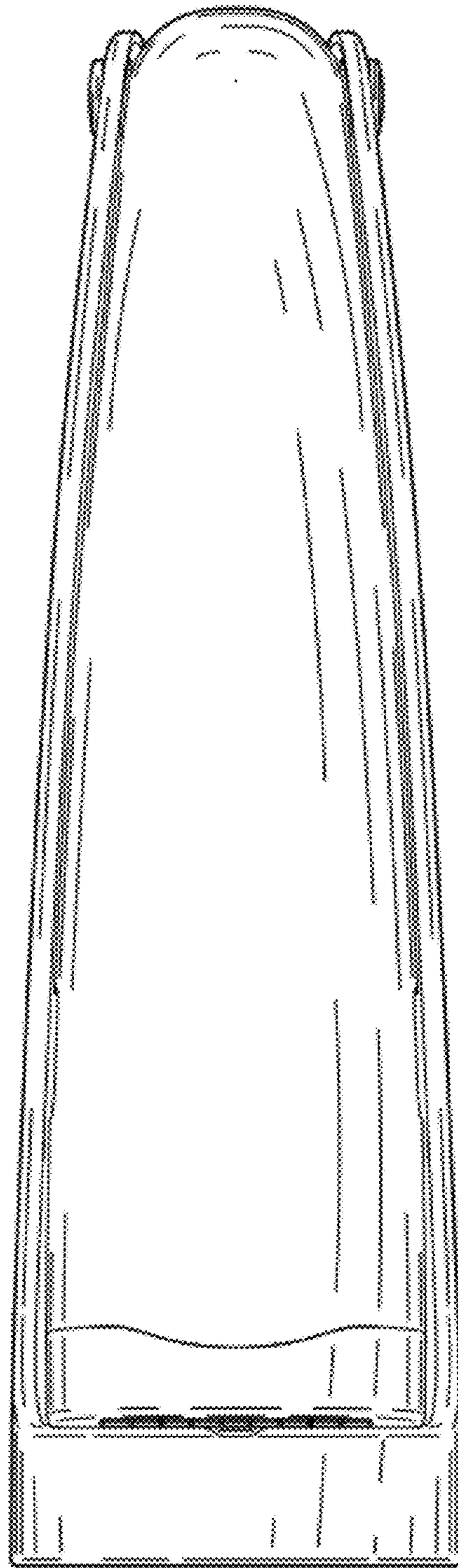


FIG. 2




FIG. 3

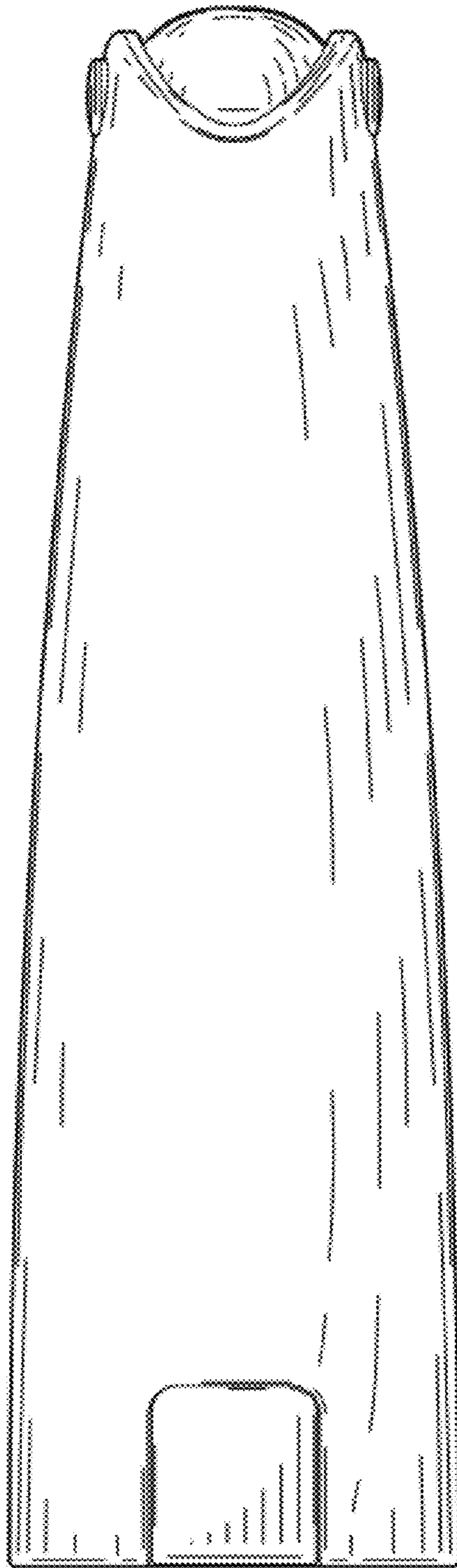


FIG. 4

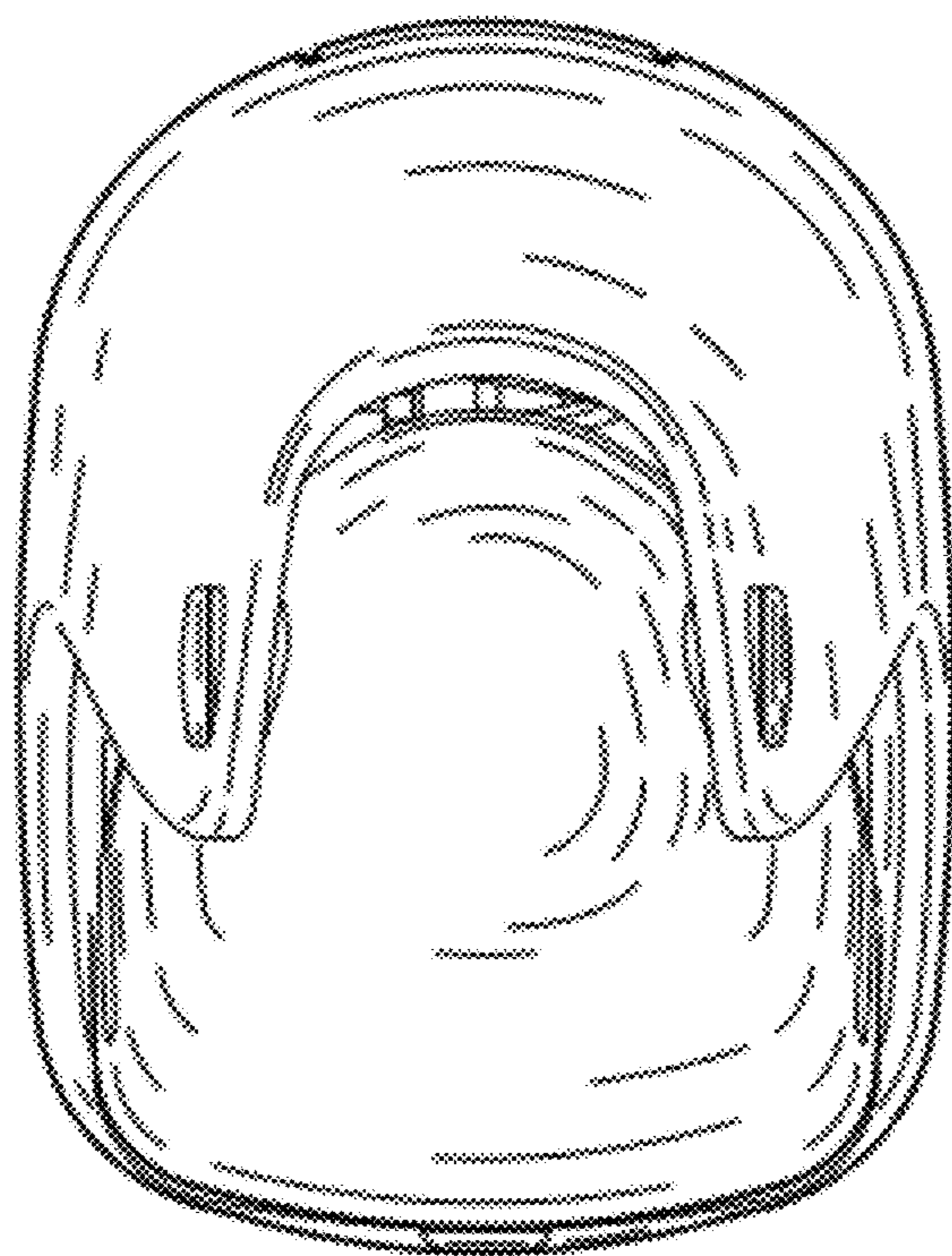


FIG.5