

US00D664809S

(12) **United States Design Patent**
Eyal

(10) **Patent No.:** **US D664,809 S**

(45) **Date of Patent:** **** Aug. 7, 2012**

(54) **BEVERAGE CONTAINER**

(75) Inventor: **Sharon Eyal**, Oxnard, CA (US)

(73) Assignee: **ETS Express, Inc.**, Oxnard, CA (US)

(**) Term: **14 Years**

(21) Appl. No.: **29/390,921**

(22) Filed: **Apr. 29, 2011**

(51) **LOC (9) Cl.** **07-01**

(52) **U.S. Cl.** **D7/510; D7/511**

(58) **Field of Classification Search** D7/590,
D7/605, 608, 300.1, 510, 511; D9/716, 504,
D9/503, 538; 222/148, 567

See application file for complete search history.

(56) **References Cited**

U.S. PATENT DOCUMENTS

D361,922 S *	9/1995	Van Dyk	D7/510
D422,503 S *	4/2000	Lehn	D9/503
D436,501 S *	1/2001	Huang	D7/608
D482,607 S *	11/2003	McRae	D9/614
D501,792 S *	2/2005	Priestman	D9/500
D508,411 S *	8/2005	Lamb et al.	D9/689
D538,597 S *	3/2007	Kim	D7/510
D542,598 S *	5/2007	Karp	D7/510
D550,562 S *	9/2007	Yew	D9/538
D568,740 S *	5/2008	Williams	D9/436
D572,585 S *	7/2008	Perrin et al.	D9/443
D615,360 S *	5/2010	Joy et al.	D7/510
D616,744 S *	6/2010	Cresswell et al.	D9/443
D620,754 S *	8/2010	Duke	D7/510

D626,416 S *	11/2010	Cresswell et al.	D9/503
D628,486 S *	12/2010	Lane	D9/503
D635,457 S *	4/2011	Lane	D9/503
D647,369 S *	10/2011	Bryman et al.	D7/507
D647,407 S *	10/2011	Toh et al.	D9/688
D647,806 S *	11/2011	Toh et al.	D9/688
D652,255 S *	1/2012	Carland	D7/510
D652,318 S *	1/2012	Toh et al.	D9/688
D656,840 S *	4/2012	Tacconi et al.	D9/689
D657,195 S *	4/2012	Menceles et al.	D7/510
D657,196 S *	4/2012	Beyers, III	D7/513
D659,473 S *	5/2012	Ghiassi	D7/510
2004/0217139 A1 *	11/2004	Roth et al.	224/148.7
2009/0297460 A1 *	12/2009	Lamb et al.	424/57

* cited by examiner

Primary Examiner — Marianne Pandozzi

(74) *Attorney, Agent, or Firm* — Kleinberg & Lerner, LLP;
Marvin H. Kleinberg



(57) **CLAIM**

The ornamental design for a beverage container, as shown and described.

DESCRIPTION

FIG. 1 is a perspective view of a beverage container showing my new design;
FIG. 2 is a front view thereof;
FIG. 3 is a right side view of the beverage container of FIG. 1;
FIG. 4 is a rear view thereof;
FIG. 5 is a left side view thereof;
FIG. 6 is a top view thereof; and,
FIG. 7 is a bottom view thereof.

1 Claim, 6 Drawing Sheets



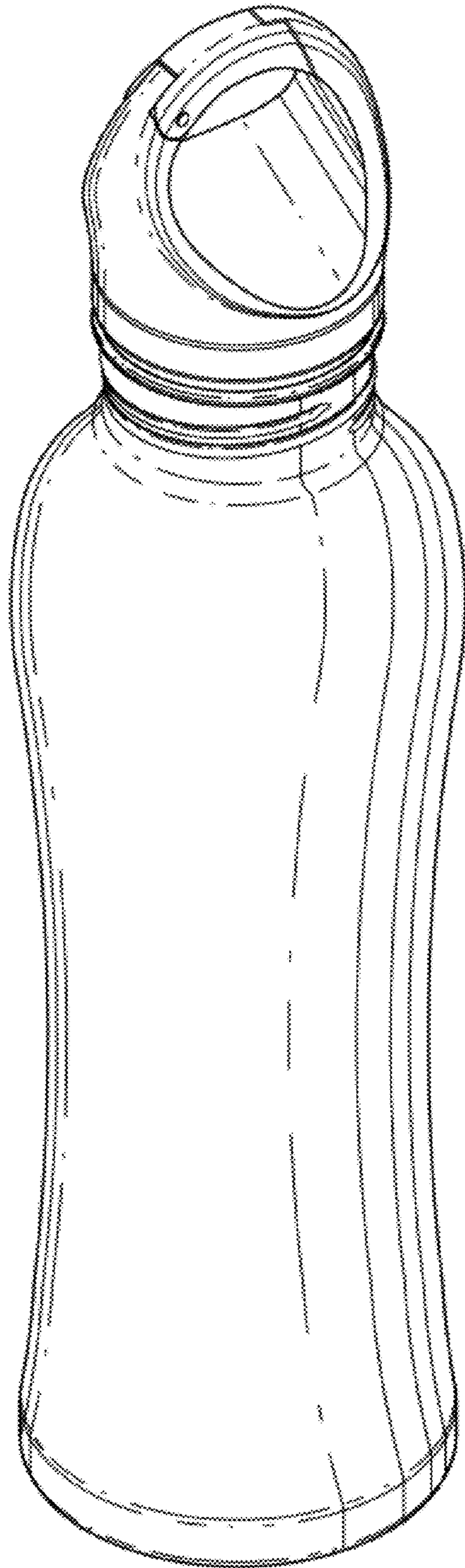


FIG. 1

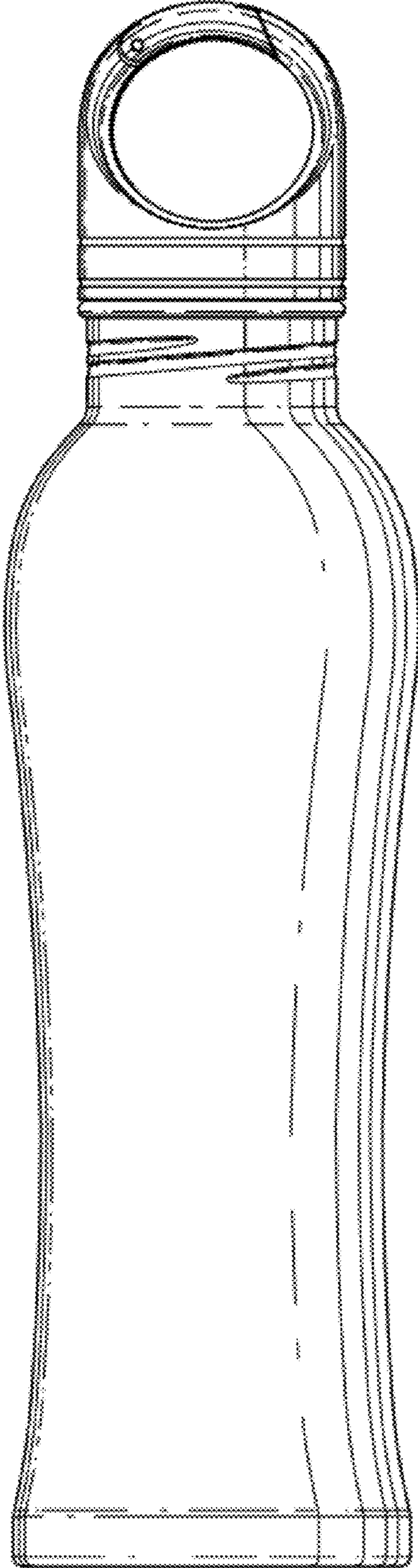


FIG. 2

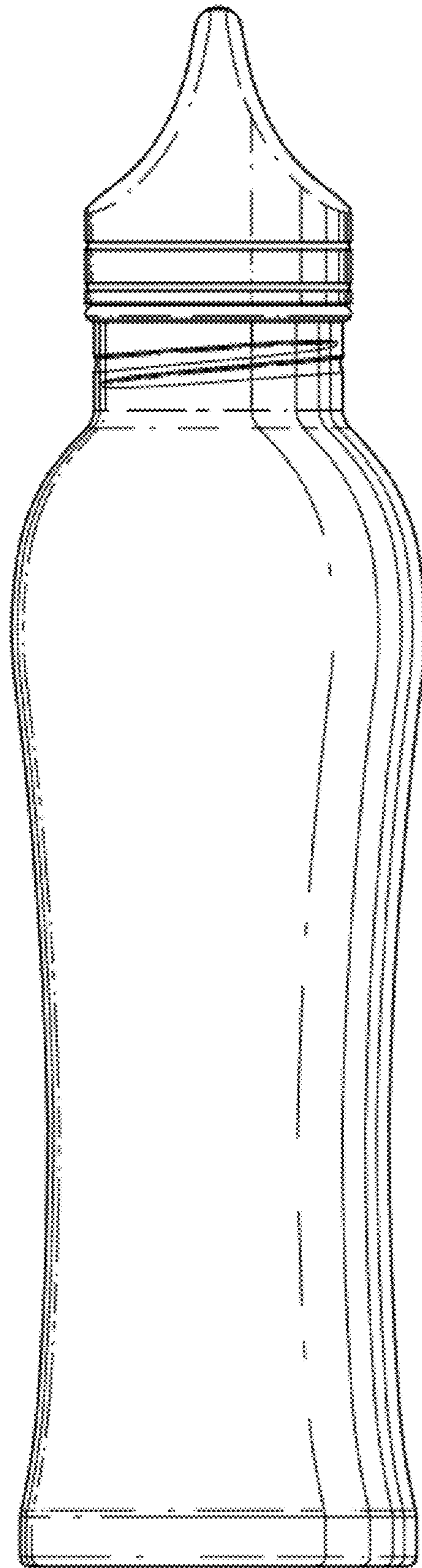


FIG. 3

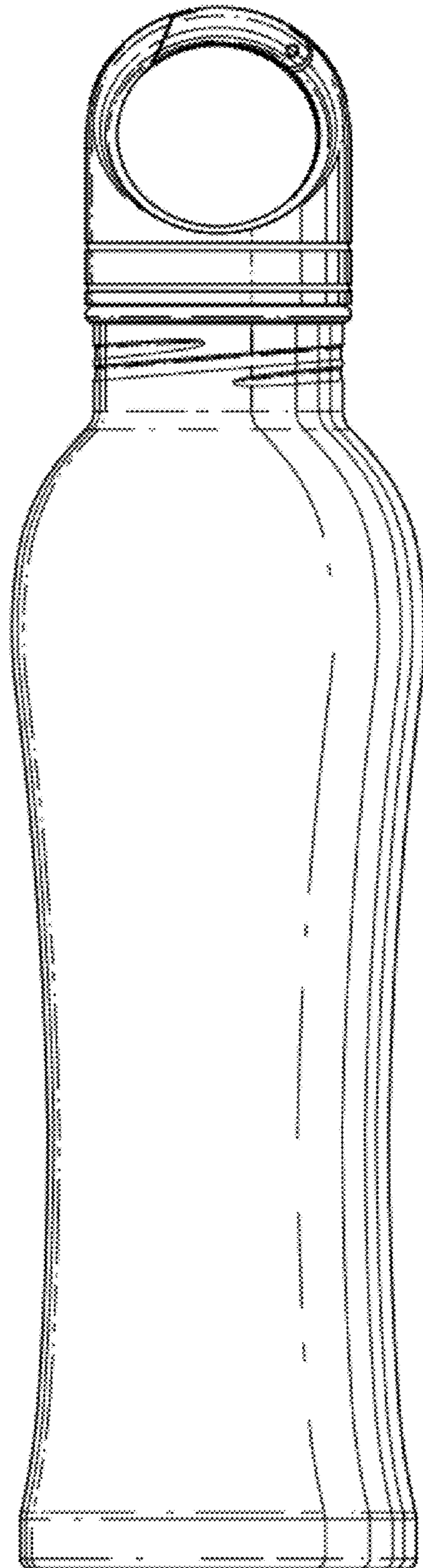


FIG. 4

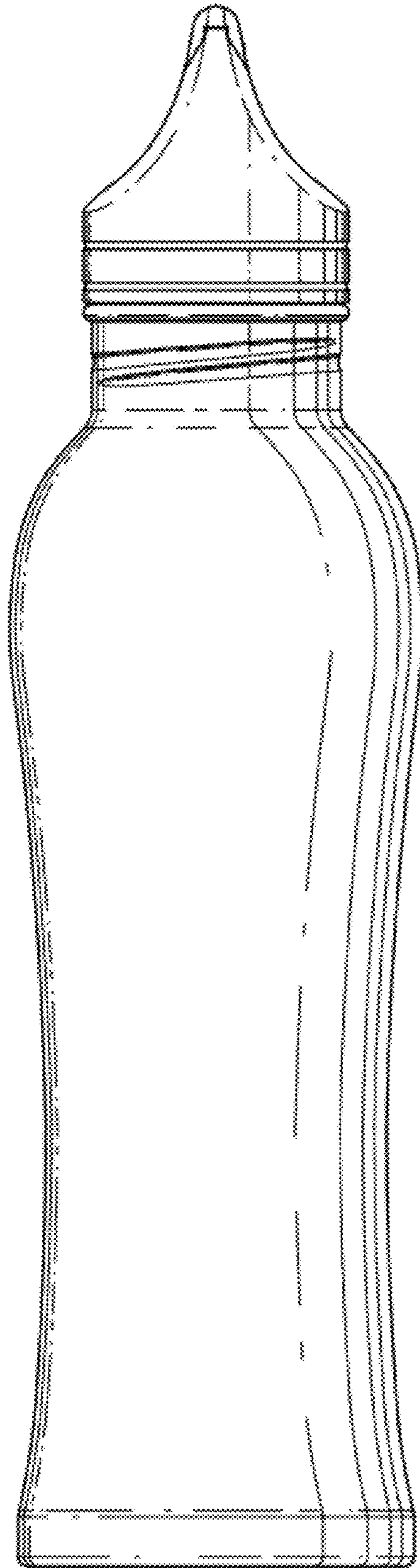


FIG. 5

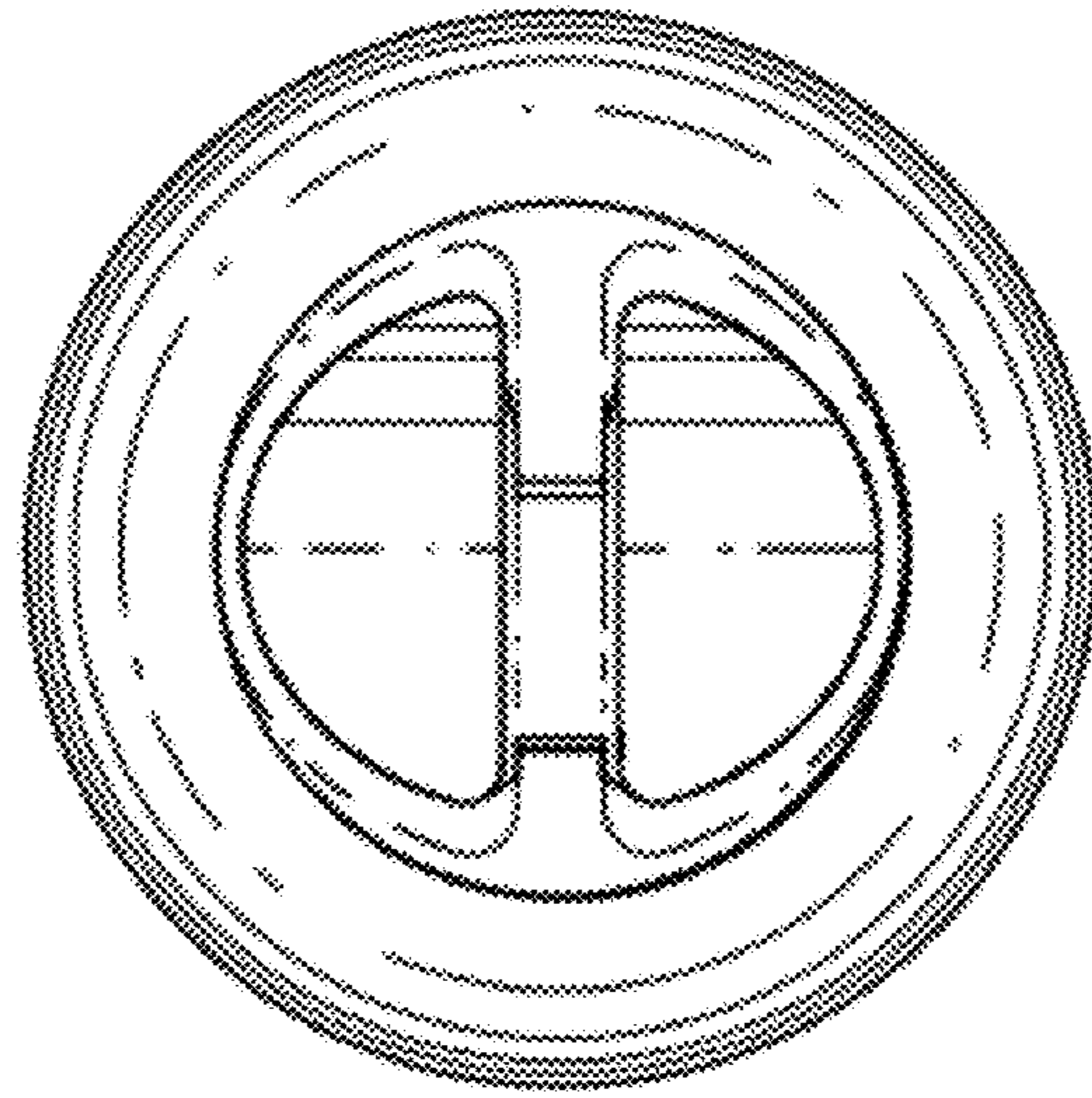


FIG. 6

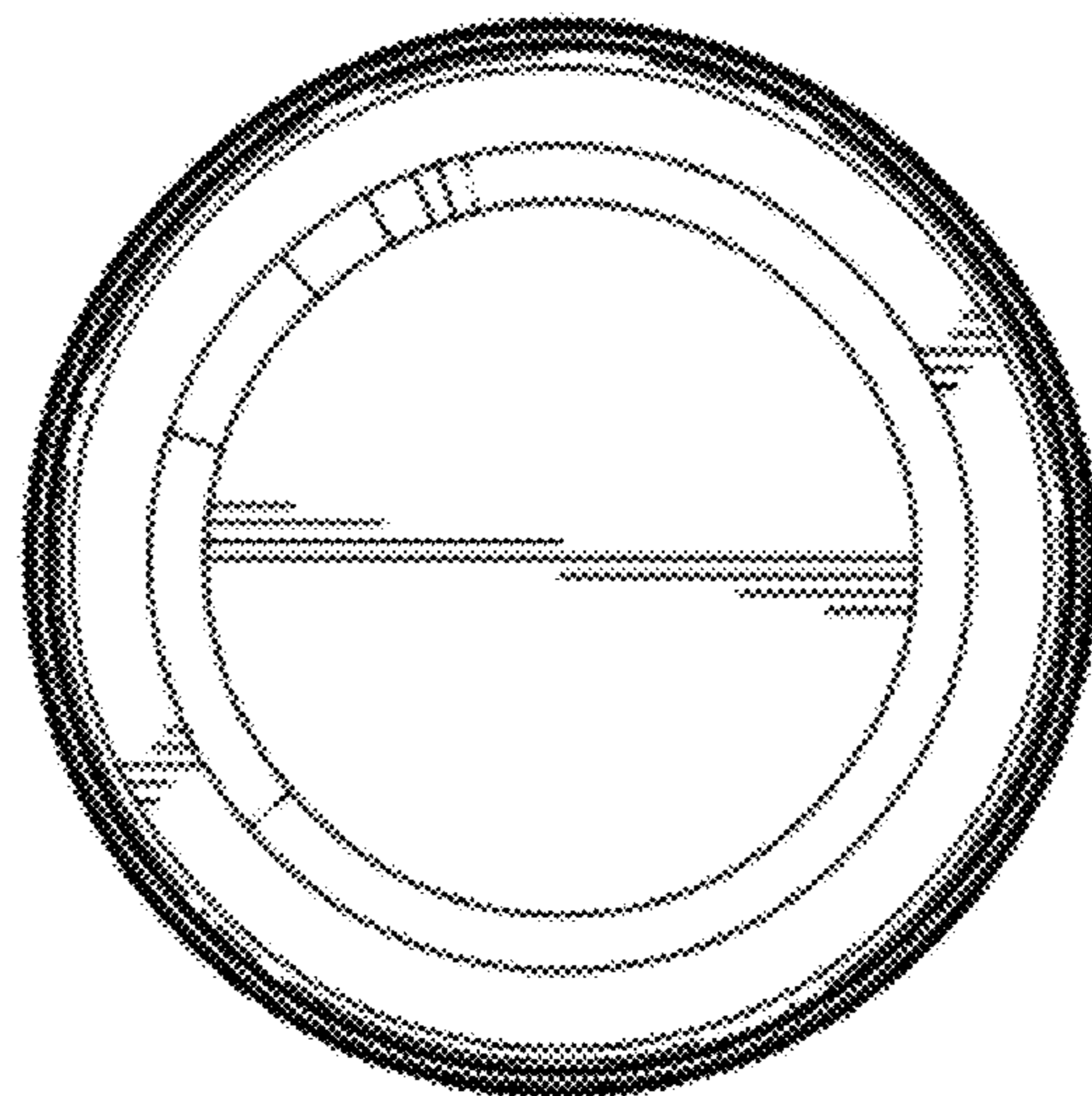


FIG. 7