



US00D664794S

(12) **United States Design Patent**
Leveto

(10) **Patent No.:** **US D664,794 S**
(45) **Date of Patent:** **** Aug. 7, 2012**

(54) **ADJUSTABLE WIRE SHELF DIVIDER**

(76) Inventor: **Carl Leveto**, Niles, OH (US)

(**) Term: **14 Years**

(21) Appl. No.: **29/373,220**

(22) Filed: **Mar. 21, 2011**

(51) **LOC (9) Cl.** **06-04**

(52) **U.S. Cl.** **D6/511**

(58) **Field of Classification Search** D6/317,
D6/396, 408, 409, 449, 450, 454-469, 566;
211/1, 10, 13.1, 27, 44, 50-53, 59.2, 59.3,
211/70, 70.1, 86.01, 119.003, 133.5, 134,
211/153, 163, 181.1, 183, 184; 312/348.3

See application file for complete search history.

(56) **References Cited**

U.S. PATENT DOCUMENTS

707,983	A *	8/1902	Taylor	211/153
1,865,582	A *	7/1932	Nusbaum	211/133.5
D121,305	S *	7/1940	Ostrander	D6/566
2,634,866	A *	4/1953	Hanshaw	211/86.01
3,149,729	A *	9/1964	Smith	211/184
D204,111	S *	3/1966	Stromquist	D6/566

3,501,020	A *	3/1970	Krikorian	211/184
D362,756	S *	10/1995	Finger	D6/317
5,695,076	A *	12/1997	Jay	211/59.2
6,685,037	B1 *	2/2004	Zadak	211/184
7,066,563	B2 *	6/2006	Berger	312/348.3
2002/0170870	A1 *	11/2002	Callis	211/119.003

* cited by examiner

Primary Examiner — Mary Ann Calabrese

(74) *Attorney, Agent, or Firm* — Harpman & Harpman

(57) **CLAIM**

The ornamental design for an adjustable wire shelf divider, as shown and described.

DESCRIPTION

FIG. 1 is a front elevational view of the adjustable wire shelf divider ornamental design.

FIG. 2 is a left side elevation thereof.


FIG. 3 is a right side elevation thereof.

FIG. 4 is an enlarged top plan view of the adjustable wire shelf divider; and,

FIG. 5 is a bottom plan view thereof.

The broken lines shown in FIG. 1 define a feature that forms no part of the claimed design.

1 Claim, 2 Drawing Sheets






FIG. 1

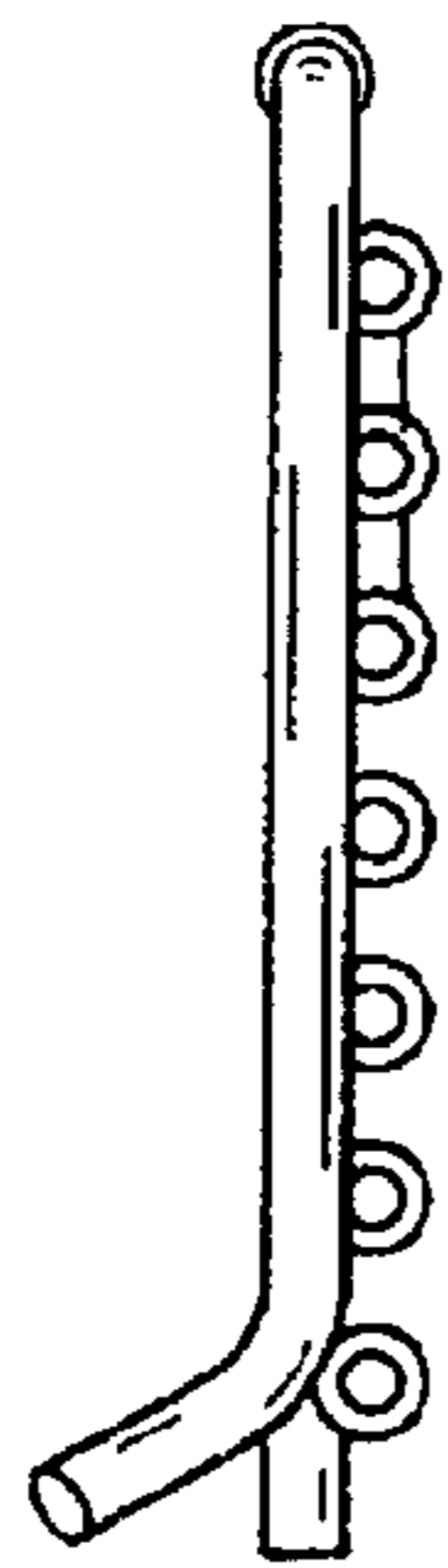


FIG. 2

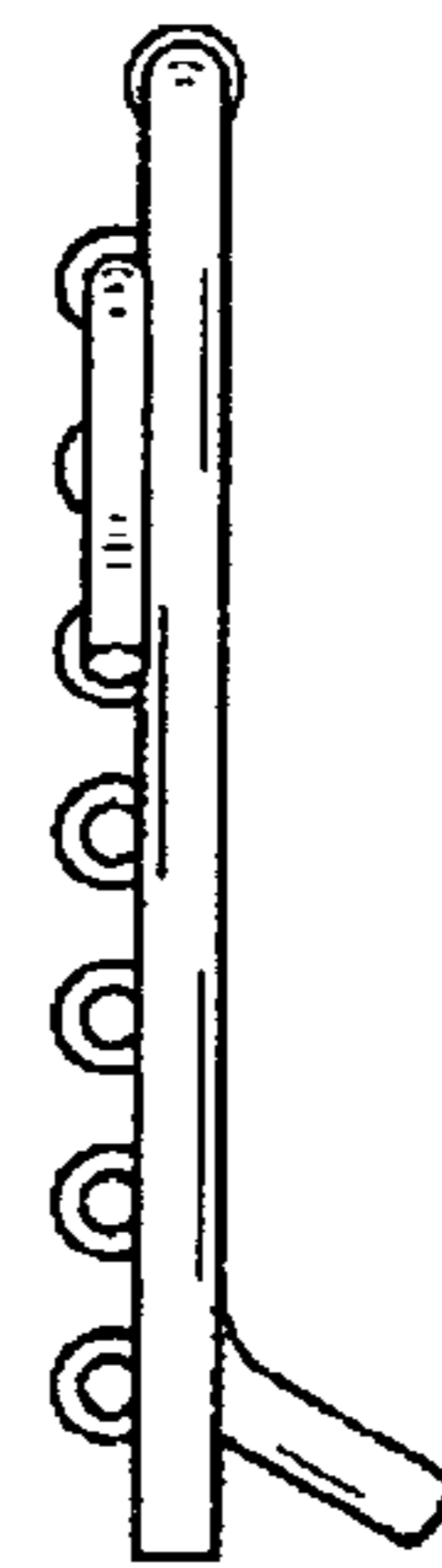


FIG. 3




FIG. 4

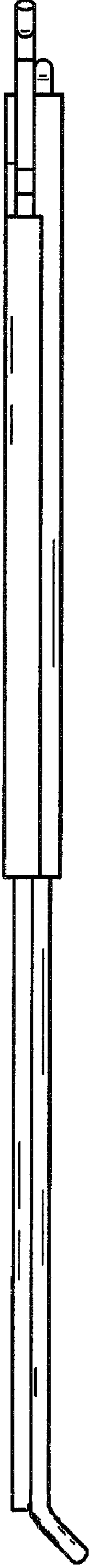


FIG. 5