

US00D664792S

(12) **United States Design Patent**
Gustafson et al.

(10) **Patent No.:** **US D664,792 S**

(45) **Date of Patent:** **** Aug. 7, 2012**

(54) **TABLE**

(75) Inventors: **Kathryn Lynn Gustafson**, Vashon Island, WA (US); **Rodrigo Carlos Abela**, Arlington, VA (US); **Stacy Day Vayanos**, Seattle, WA (US); **Kelly Majewski**, Los Angeles, CA (US)

(73) Assignee: **Gustafson Guthrie Nichol Ltd.**, Seattle, WA (US)

(**) Term: **14 Years**

(21) Appl. No.: **29/411,779**

(22) Filed: **Jan. 26, 2012**

(51) **LOC (9) Cl.** **06-03**

(52) **U.S. Cl.** **D6/486**

(58) **Field of Classification Search** D6/480-489, D6/495-499, 477, 479, 450-451; 108/150, 108/152, 153.1, 156, 161; 248/188, 188.1, 248/188.8

See application file for complete search history.

(56) **References Cited**

U.S. PATENT DOCUMENTS

D237,131 S *	10/1975	Lee	D6/480
D279,400 S *	6/1985	Dunn et al.	D21/783
D285,760 S *	9/1986	Milling	D6/486
D454,400 S *	3/2002	Nored	D24/234
D482,909 S *	12/2003	Neggens	D6/486

* cited by examiner

Primary Examiner — Janice Seeger

(74) *Attorney, Agent, or Firm* — Heslin Rothenberg Farley & Mesiti P.C.

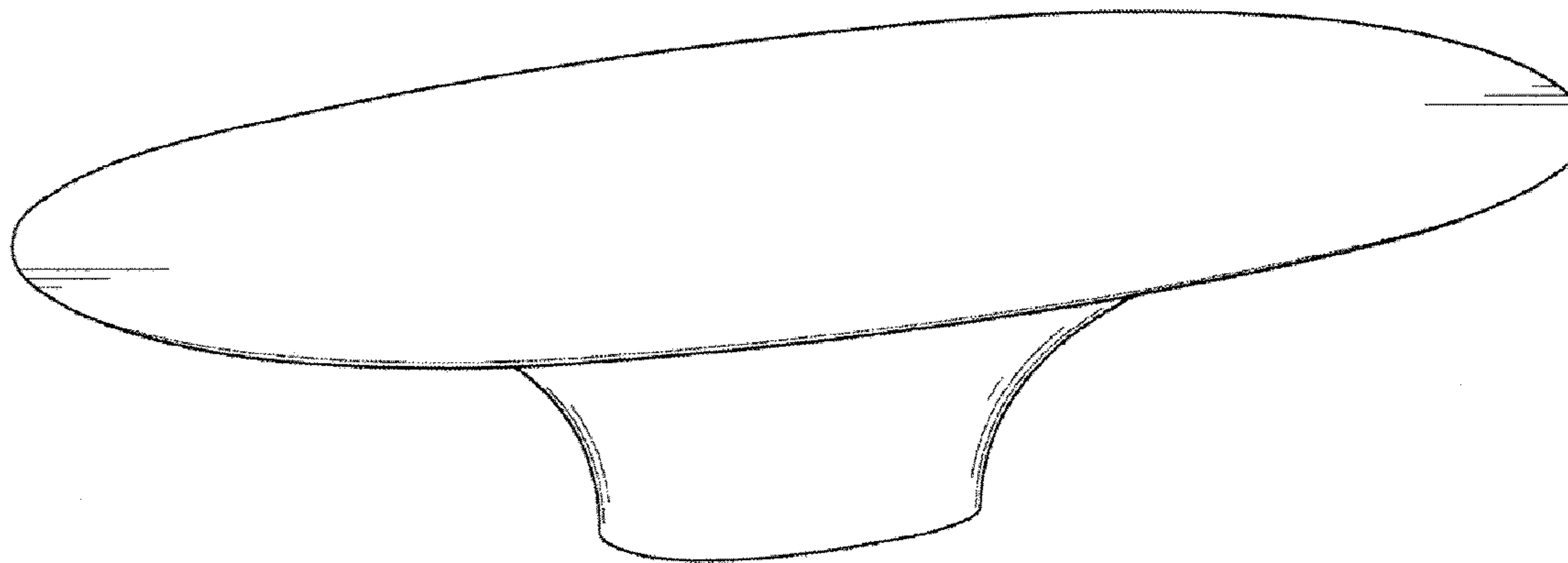
(57) **CLAIM**

The ornamental design for the table, as shown and described.

DESCRIPTION

FIG. 1 is a perspective view of the table of the present design; FIG. 2 is a right-side elevation view thereof, the left-side elevation being identical thereto; FIG. 3 is a front elevation view thereof, the rear elevation being identical thereto; and, FIG. 4 is a top plan view thereof.

1 Claim, 4 Drawing Sheets



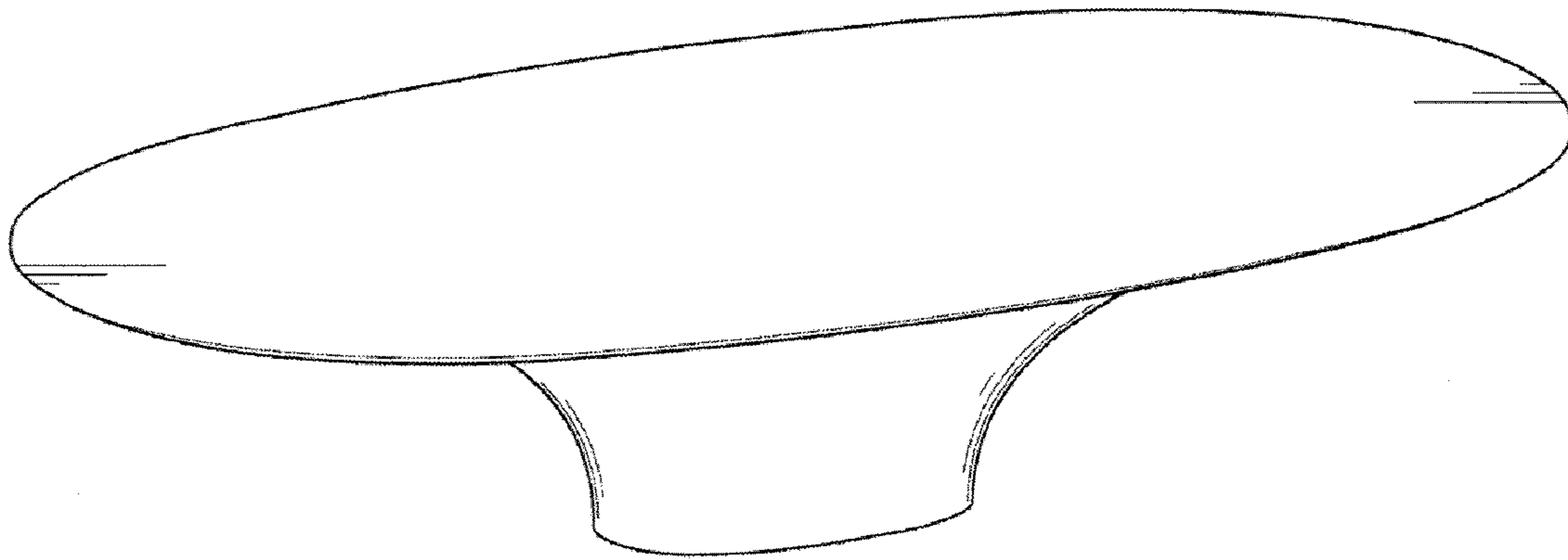


FIG. 1

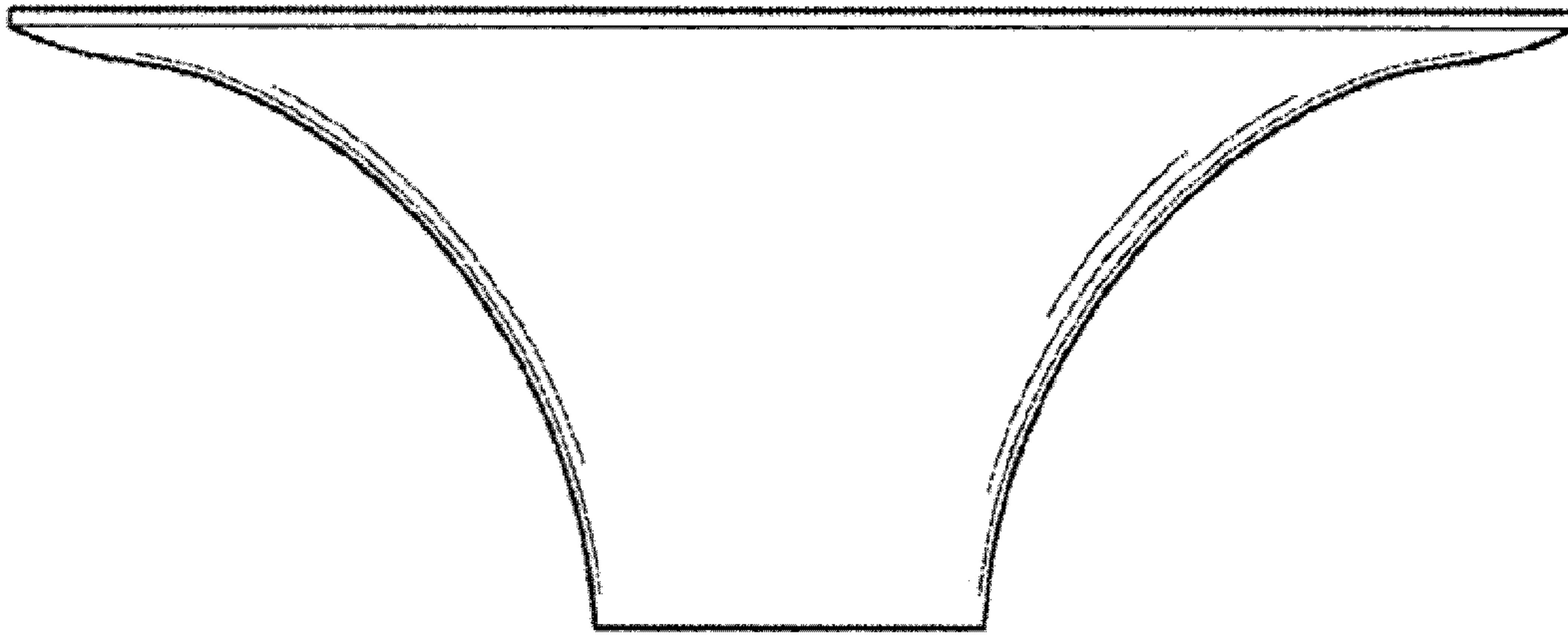


FIG. 2




FIG. 3

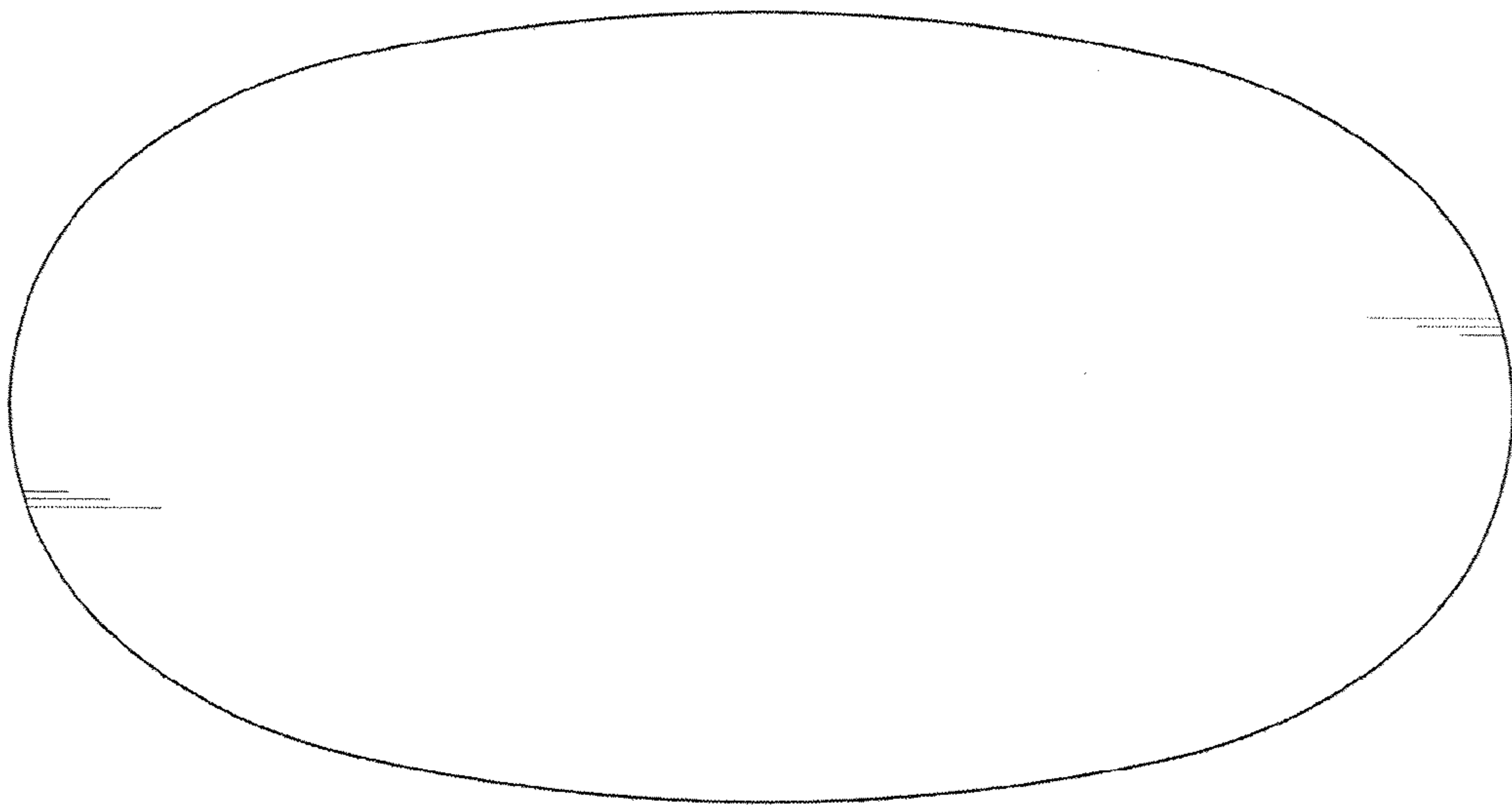


FIG. 4