

US00D664790S

(12) **United States Design Patent**
Christopher

(10) **Patent No.:** **US D664,790 S**

(45) **Date of Patent:** **** Aug. 7, 2012**

(54) **STORAGE CABINET, CART AND CHEST**

(75) Inventor: **Brent Christopher**, Portland, OR (US)

(73) Assignee: **Meridian International Co., Ltd.** (CN)

(**) Term: **14 Years**

(21) Appl. No.: **29/379,972**

(22) Filed: **Nov. 29, 2010**

(51) **LOC (9) Cl.** **06-04**

(52) **U.S. Cl.** **D6/446**

(58) **Field of Classification Search** D3/241;
D6/420-436, 443-448, 455, 460-468, 474-479,
D6/492-495, 509-511, 553, 559-561; D8/351;
D15/91; D21/686; D25/47-48, 58, 103-111,
D25/119, 138-142, 152-163; D34/17-21,
D34/27, 31; 70/78; 206/372; 280/47.34,
280/79.3; 312/10, 204, 218, 242-245, 249.9-249.11
See application file for complete search history.

D478,199	S	*	8/2003	Presnell et al.	D34/20
D536,202	S	*	2/2007	Mehmen et al.	D6/509
D543,723	S	*	6/2007	Brown et al.	D6/436
7,296,808	B2	*	11/2007	Huguet	280/47.34
D577,523	S	*	9/2008	Mehmen	D6/509
D588,849	S	*	3/2009	Kalkwarf	D6/510
7,510,078	B2	*	3/2009	Schmidt et al.	206/372
D591,021	S	*	4/2009	Peacock	D34/17
D599,579	S	*	9/2009	Hand	D6/455
D649,377	S	*	11/2011	Manalang et al.	D6/443
2005/0140106	A1	*	6/2005	Huguet	280/79.3
2006/0145574	A1	*	7/2006	Hung	312/249.11
2006/0220503	A1	*	10/2006	Widrig	312/218

* cited by examiner

Primary Examiner — Ricky Pham

(74) *Attorney, Agent, or Firm* — Jason R. Sytsma;
Shuttleworth & Ingersoll, PLC

(57) **CLAIM**

The ornamental design for a storage cabinet, cart and chest, as shown and described.

DESCRIPTION

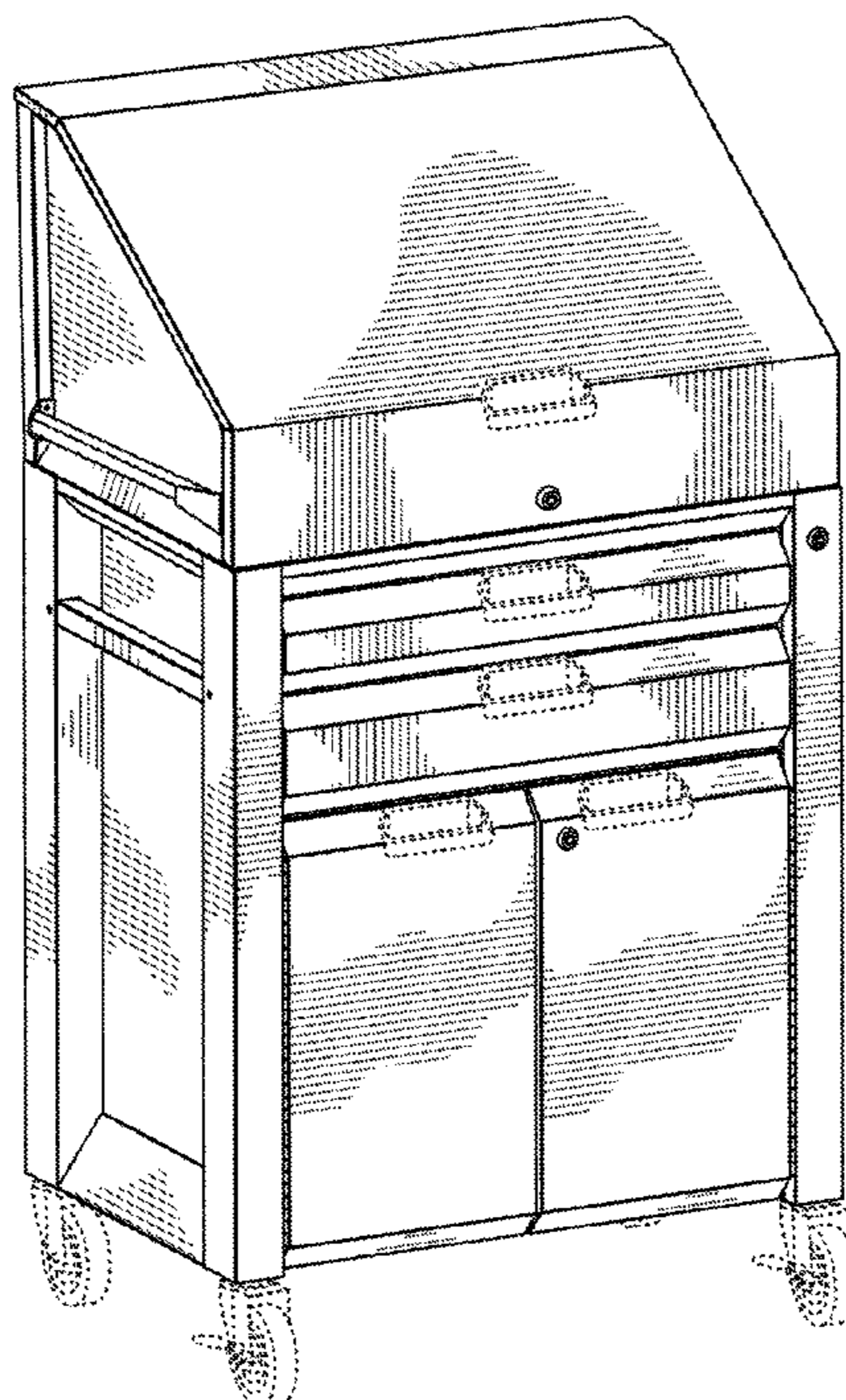
(56) **References Cited**

U.S. PATENT DOCUMENTS

D190,632	S	*	6/1961	Rhoads	D34/20
D232,166	S	*	7/1974	Salsgiver	D34/19
D273,906	S	*	5/1984	Norlin	D34/19
D357,781	S	*	4/1995	Crinion	D34/19
D399,370	S	*	10/1998	Crinion	D6/436
D408,954	S	*	4/1999	Geier et al.	D34/19
D423,817	S	*	5/2000	Holcomb et al.	D6/445
D430,374	S	*	8/2000	Betcher et al.	D34/20
D455,881	S	*	4/2002	Arvans	D34/21
6,374,649	B1	*	4/2002	Holcomb et al.	70/78
D457,704	S	*	5/2002	Fiscus et al.	D34/20
D461,067	S	*	8/2002	Frank et al.	D6/446
D470,687	S	*	2/2003	Binse et al.	D6/436

FIG. 1 is a perspective view of the storage cabinet, cart and chest showing my new design;
FIG. 2 is a front elevational view thereof;
FIG. 3 is a rear elevational view thereof;
FIG. 4 is a top plan view of the cabinet thereof; shown without the chest for completeness of illustration;
FIG. 5 is a bottom plan view thereof;
FIG. 6 is a right side elevational view thereof; and,
FIG. 7 is a right side elevational view thereof.
The broken lines shown in the drawings are for illustrative purposes only and form no part of the claimed design.

1 Claim, 7 Drawing Sheets



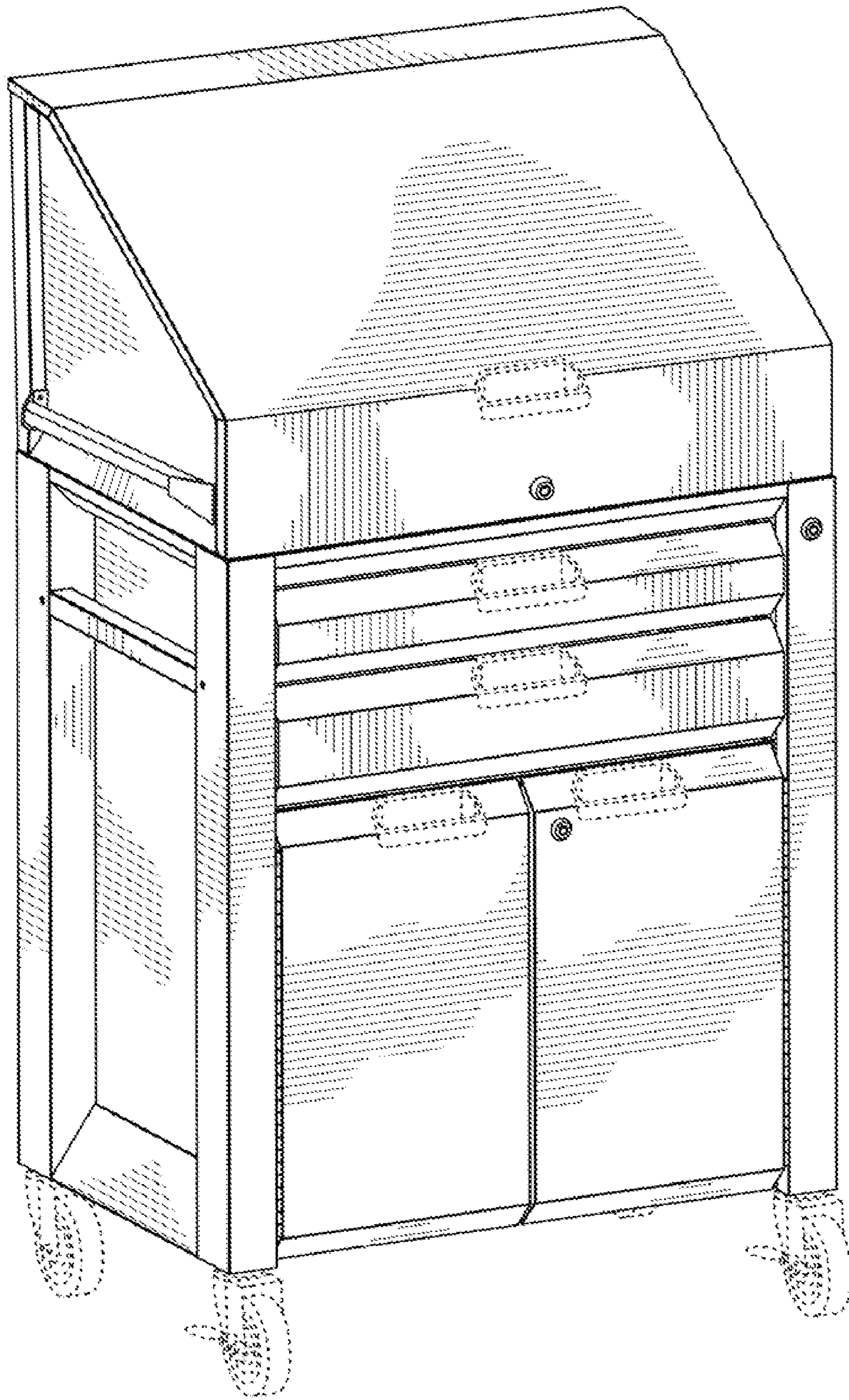


FIG. 1

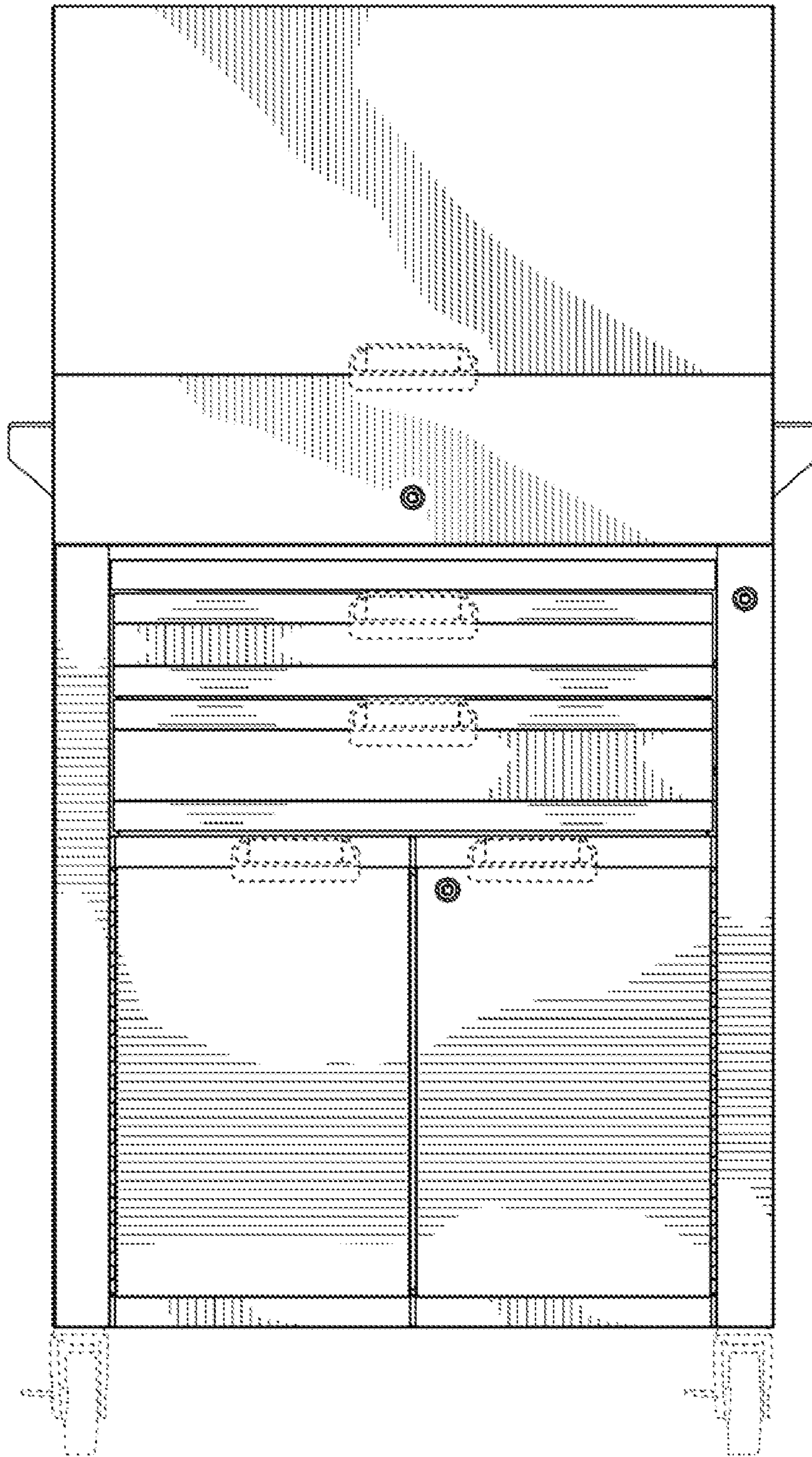


FIG. 2

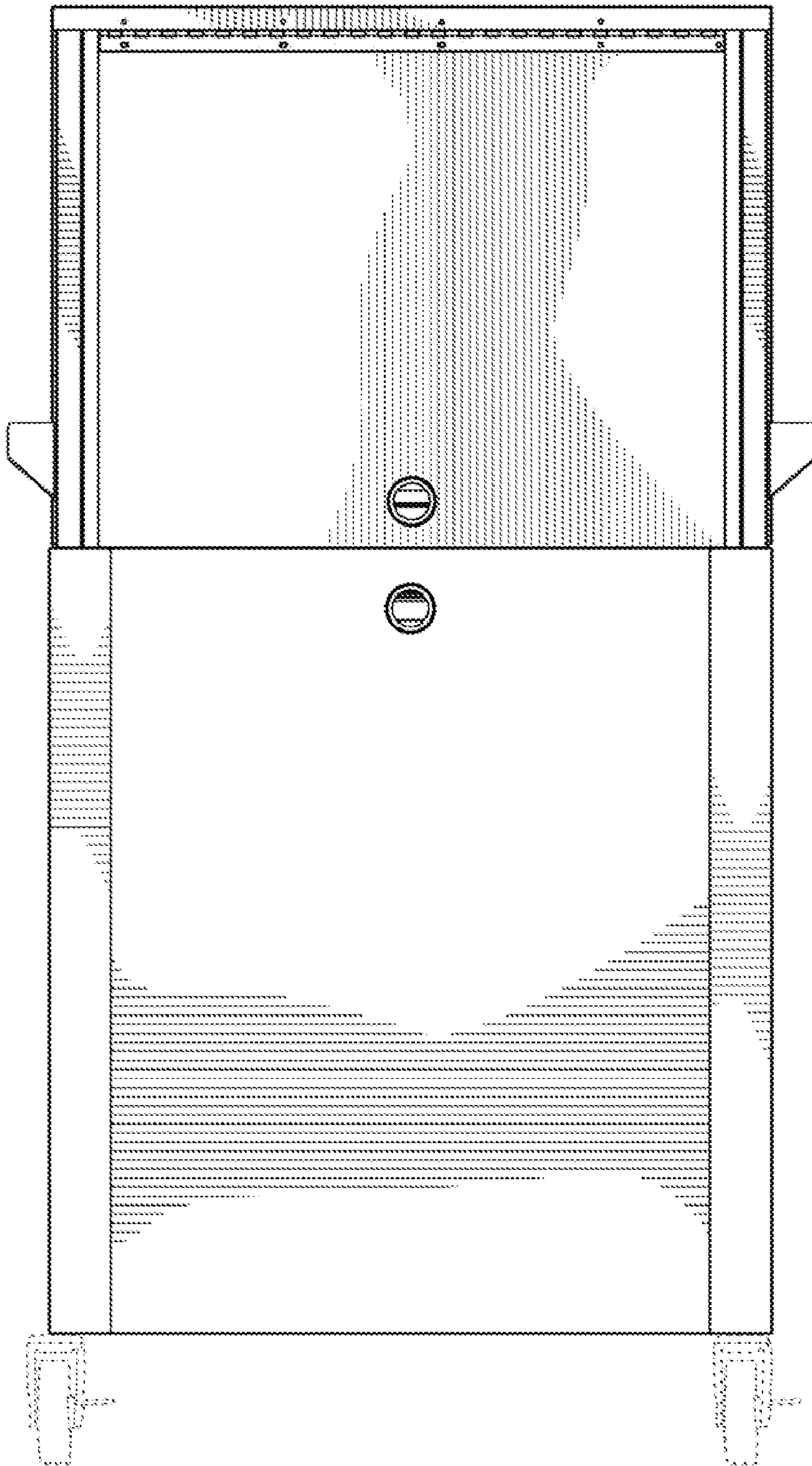


FIG. 3

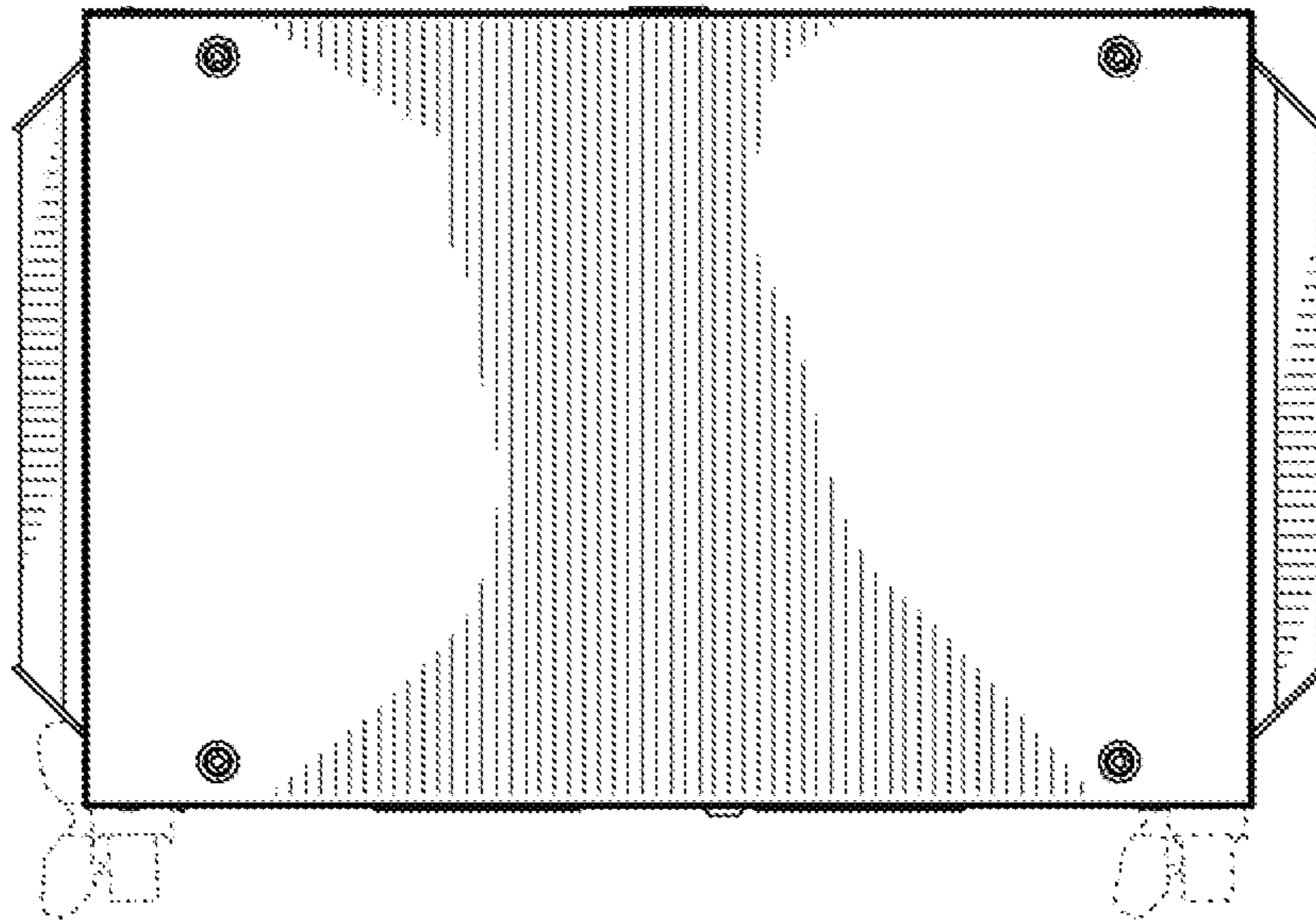


FIG. 4

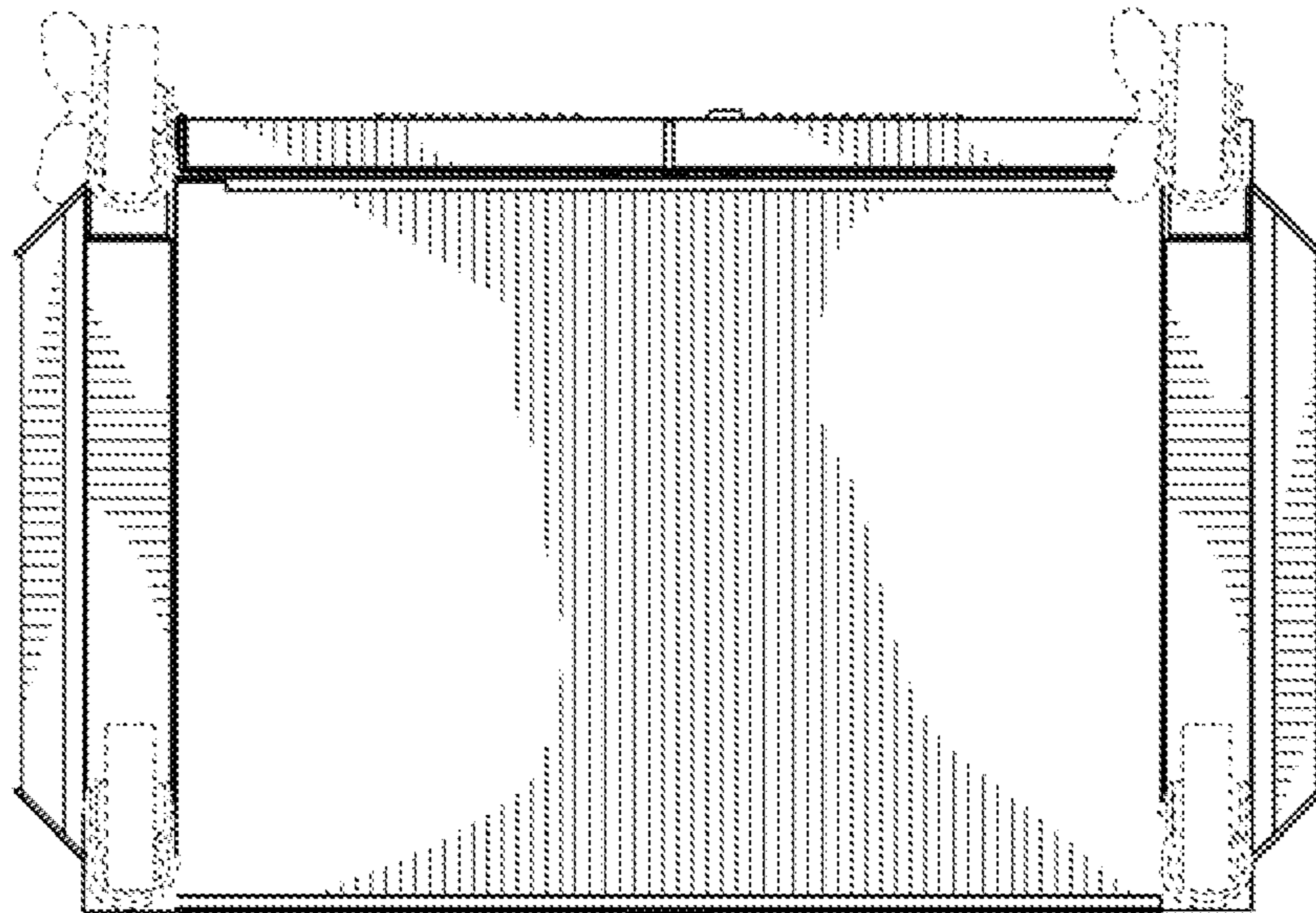


FIG. 5

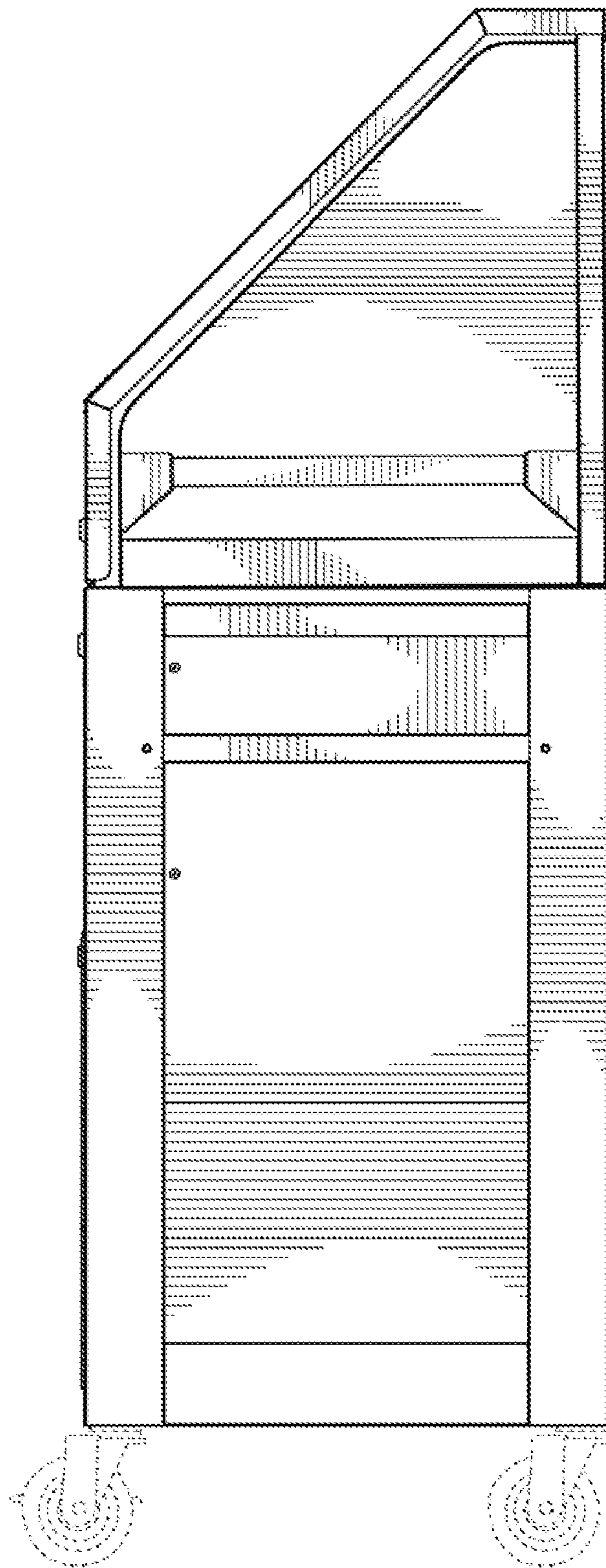


FIG. 6

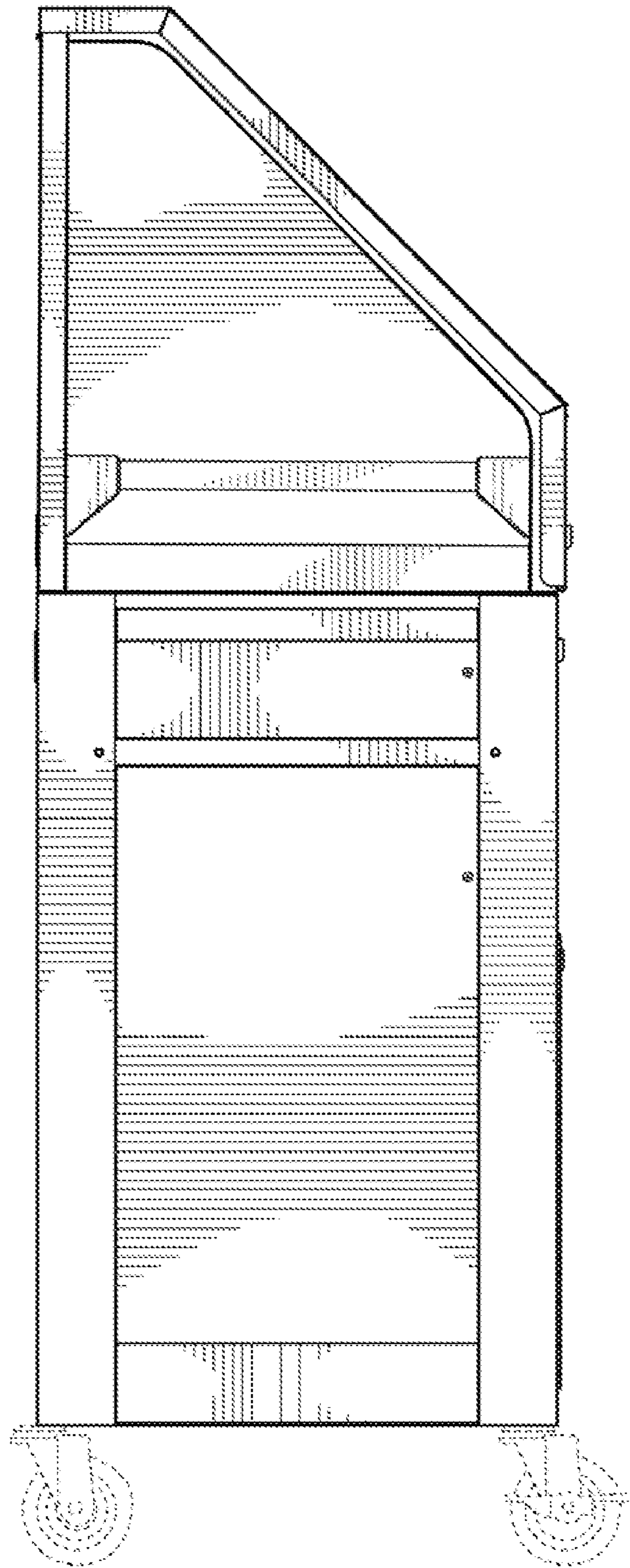


FIG. 7