

US00D664778S

(12) **United States Design Patent**  
**Pheasant et al.**

(10) **Patent No.:** **US D664,778 S**  
(45) **Date of Patent:** **\*\* Aug. 7, 2012**

(54) **FURNITURE**

(75) Inventors: **Thomas Pheasant**, Washington, DC (US); **William Sofield**, New York, NY (US); **Clodagh Aubry**, New York, NY (US); **Brendan Keim**, Brooklyn, NY (US); **Katie Miller**, Brooklyn, NY (US)

(73) Assignee: **Baker, Knapp & Tubbs, Inc.**, Hickory, NC (US)

(\*\*) Term: **14 Years**

(21) Appl. No.: **29/396,619**

(22) Filed: **Jul. 1, 2011**

**Related U.S. Application Data**

(62) Division of application No. 29/350,984, filed on Nov. 25, 2009, now Pat. No. Des. 643,224.

(51) **LOC (9) Cl.** ..... **06-01**

(52) **U.S. Cl.** ..... **D6/334**

(58) **Field of Classification Search** ..... D6/334,  
D6/335, 337, 349, 353, 380, 381, 500-502,  
D6/374; 297/14, 43, 44, 118, 140, 245, 300.1,  
297/311, 353, 354.1, 445.1, 446.1, 446.2,  
297/447.4, 465, 900, DIG. 2, DIG. 7; 5/12.1,  
5/12.2

See application file for complete search history.

(56) **References Cited**

**U.S. PATENT DOCUMENTS**

3,002,787	A	10/1961	Ziegenfuss	
D233,286	S *	10/1974	Fisher	D6/334
D245,953	S	10/1977	Mathur	
D259,856	S *	7/1981	Ciener	D8/331
D284,812	S	7/1986	Culler	
D286,587	S	11/1986	Culler	
D327,583	S	7/1992	Dettinger	
D329,543	S *	9/1992	Shields	D6/334
D336,165	S	6/1993	Tihany	
D337,450	S	7/1993	Dettinger	
D358,499	S	5/1995	McGuire	

D360,310	S *	7/1995	Stamberg et al.	D6/334
D367,364	S *	2/1996	Lewis	D6/334
D379,269	S *	5/1997	Hutton	D6/334
D380,095	S	6/1997	Diaz-Azcuy	
D380,105	S	6/1997	Diaz-Azcuy	
D382,123	S *	8/1997	Pimental et al.	D6/334
D383,010	S	9/1997	Mourgue	
D386,909	S	12/1997	Mourgue	
D388,965	S	1/1998	Mourgue	
D395,174	S	6/1998	Diaz-Azcuy	
D412,408	S	8/1999	Navone	
D413,448	S	9/1999	Navone	
D421,853	S	3/2000	Black	
D422,156	S	4/2000	Black	
D422,422	S	4/2000	Black	
D430,973	S	9/2000	Frankel et al.	
D431,117	S	9/2000	Hutton	
D431,118	S *	9/2000	Hutton	D6/334
D434,233	S	11/2000	Frankel et al.	
D450,944	S	11/2001	Shepard et al.	
D465,341	S *	11/2002	Hutton	D6/334
D465,662	S *	11/2002	Hutton	D6/334
D473,723	S	4/2003	Pesso	
D488,933	S *	4/2004	Negggers	D6/334
D491,756	S *	6/2004	Nemeth	D6/492
D495,512	S	9/2004	Diaz-Azcuy	
D495,518	S	9/2004	Ricci	

(Continued)

*Primary Examiner* — Sandra Snapp

(74) *Attorney, Agent, or Firm* — Merchant & Gould PC

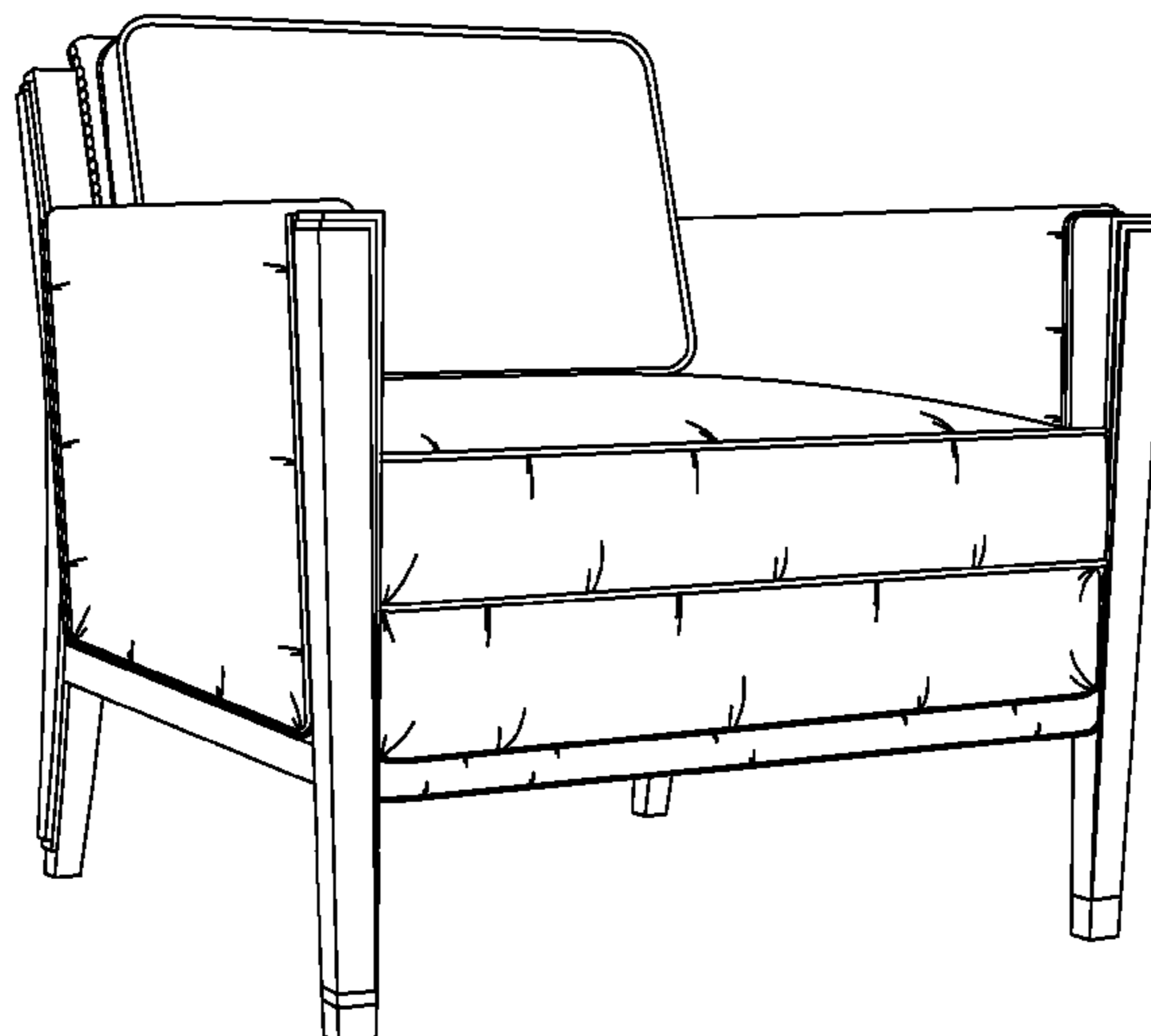
(57) **CLAIM**

The ornamental design for furniture, as shown and described.

**DESCRIPTION**

FIG. 1 is a front perspective view of furniture showing our new design;  
FIG. 2 is a rear perspective view thereof;  
FIG. 3 is a front elevational view thereof;  
FIG. 4 is a rear elevational view thereof;  
FIG. 5 is a right side elevational view thereof, a left side elevational view being a mirror image thereof; and,  
FIG. 6 is a top plan view thereof.

**1 Claim, 6 Drawing Sheets**



# US D664,778 S

Page 2

## U.S. PATENT DOCUMENTS

D499,265 S	12/2004	Ricci	
D508,786 S	8/2005	Natuzzi	
D509,370 S	9/2005	Natuzzi	
D532,617 S	11/2006	Frinier	
D533,365 S *	12/2006	Martin .....	D6/334
D536,541 S	2/2007	Kreiss	
D538,054 S	3/2007	Lissoni	
D539,551 S	4/2007	Ovesen	
D539,561 S *	4/2007	Martin .....	D6/381
D546,570 S	7/2007	Kreiss	
D549,470 S	8/2007	Hutton	
D554,387 S	11/2007	Nicoletti	
D560,076 S *	1/2008	Moser .....	D6/381
D564,774 S	3/2008	Woods et al.	
D569,111 S *	5/2008	Swanson .....	D6/334
D572,916 S *	7/2008	Galardo et al. ....	D6/334
D579,217 S *	10/2008	Cramer et al. ....	D6/334
D580,664 S *	11/2008	Cramer et al. ....	D6/334
D586,131 S *	2/2009	Cramer et al. ....	D6/334
D596,414 S	7/2009	Natuzzi	
D597,333 S	8/2009	Kirar	
D603,613 S	11/2009	Wilson	
D643,224 S *	8/2011	Sofield .....	D6/334

\* cited by examiner

FIG. 1

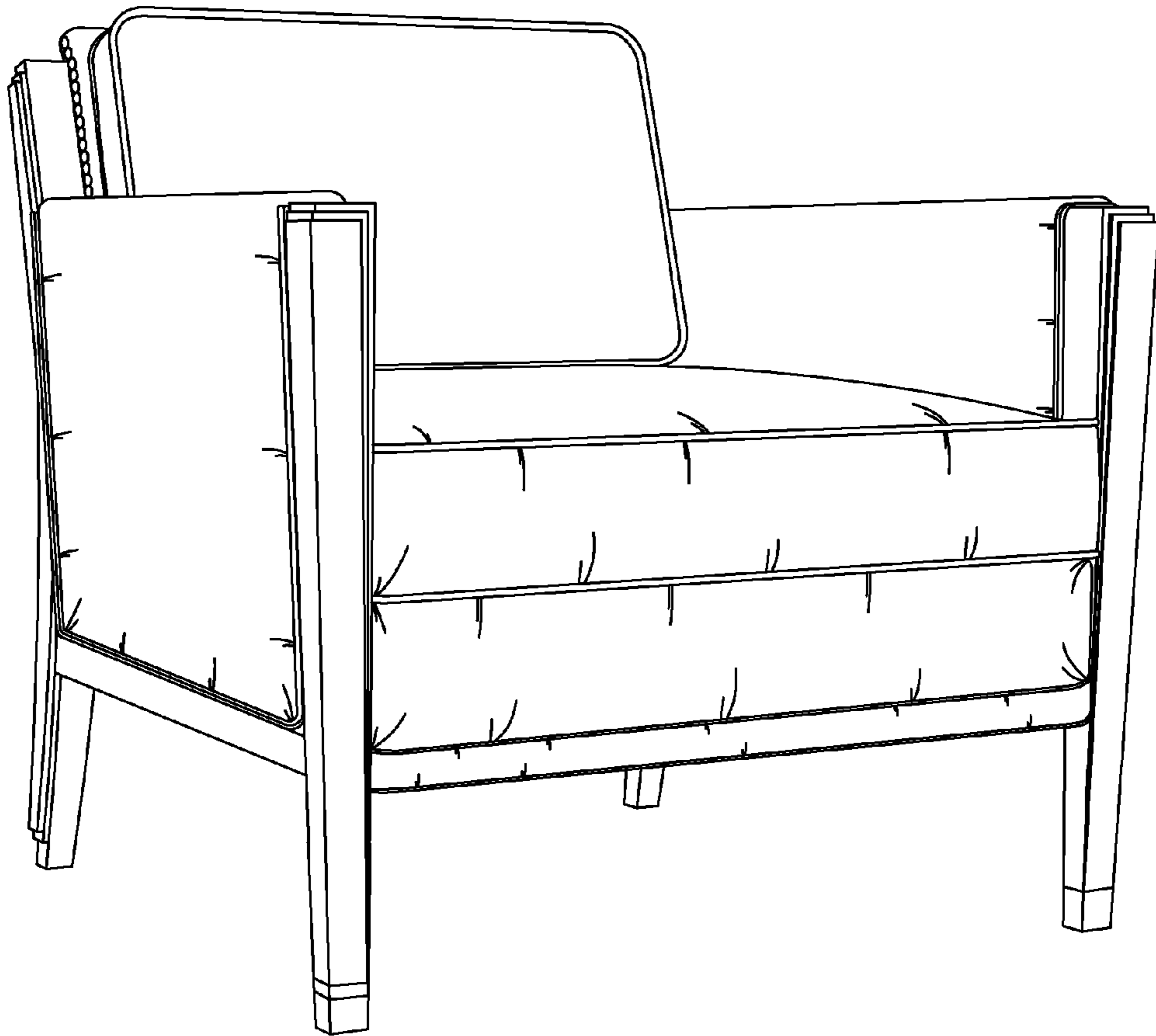


FIG. 2

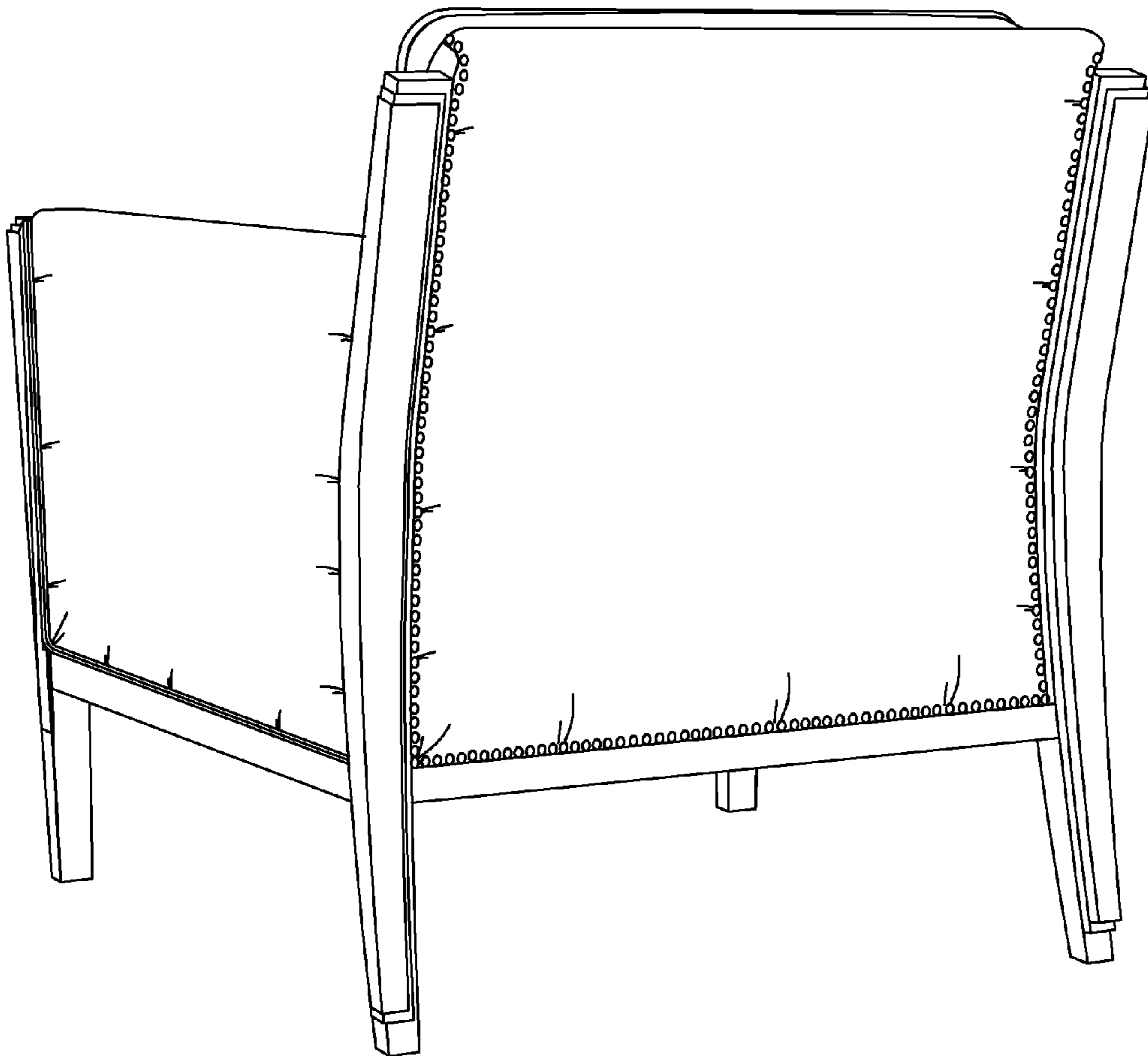


FIG. 3

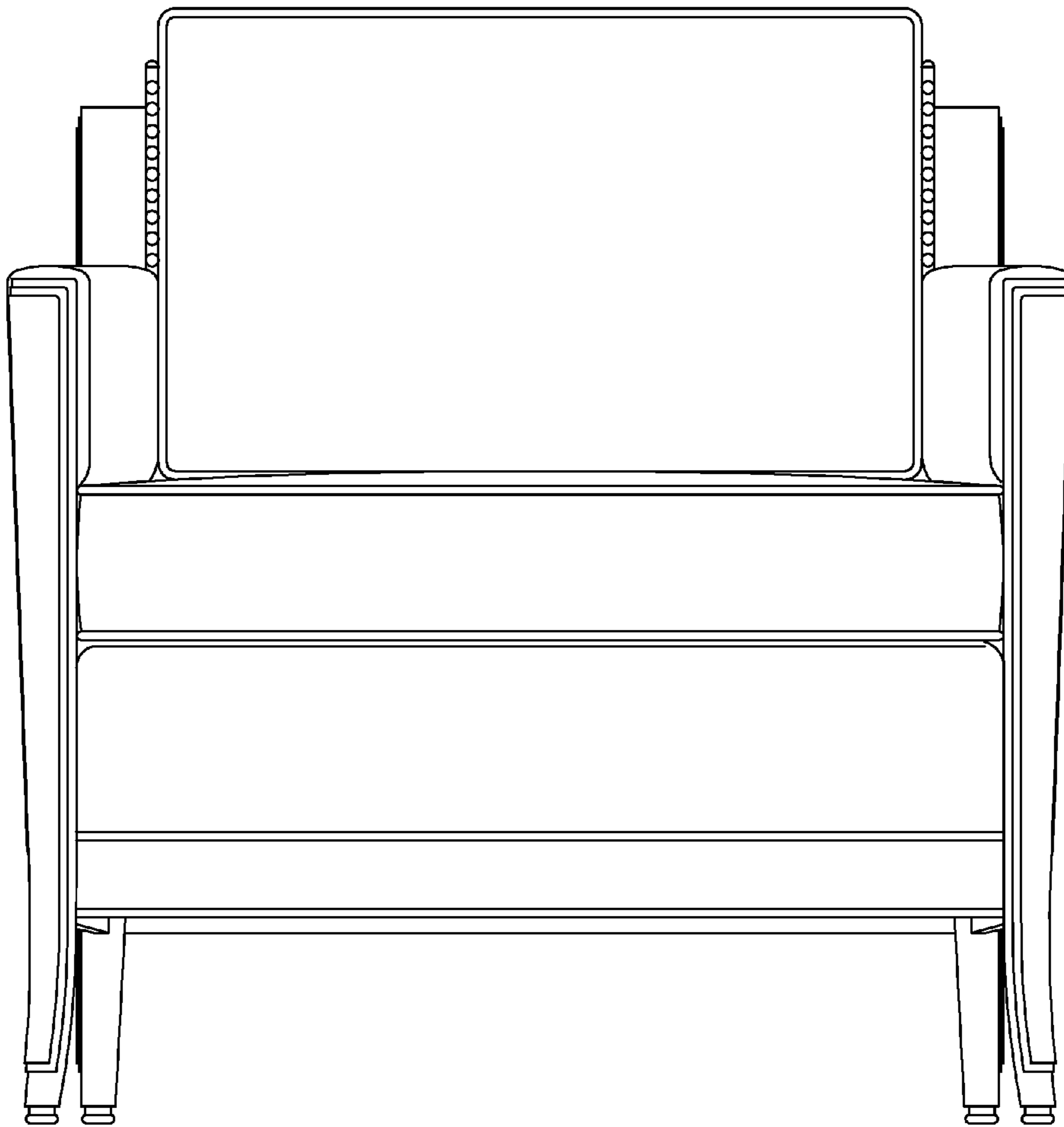


FIG. 4




FIG. 5

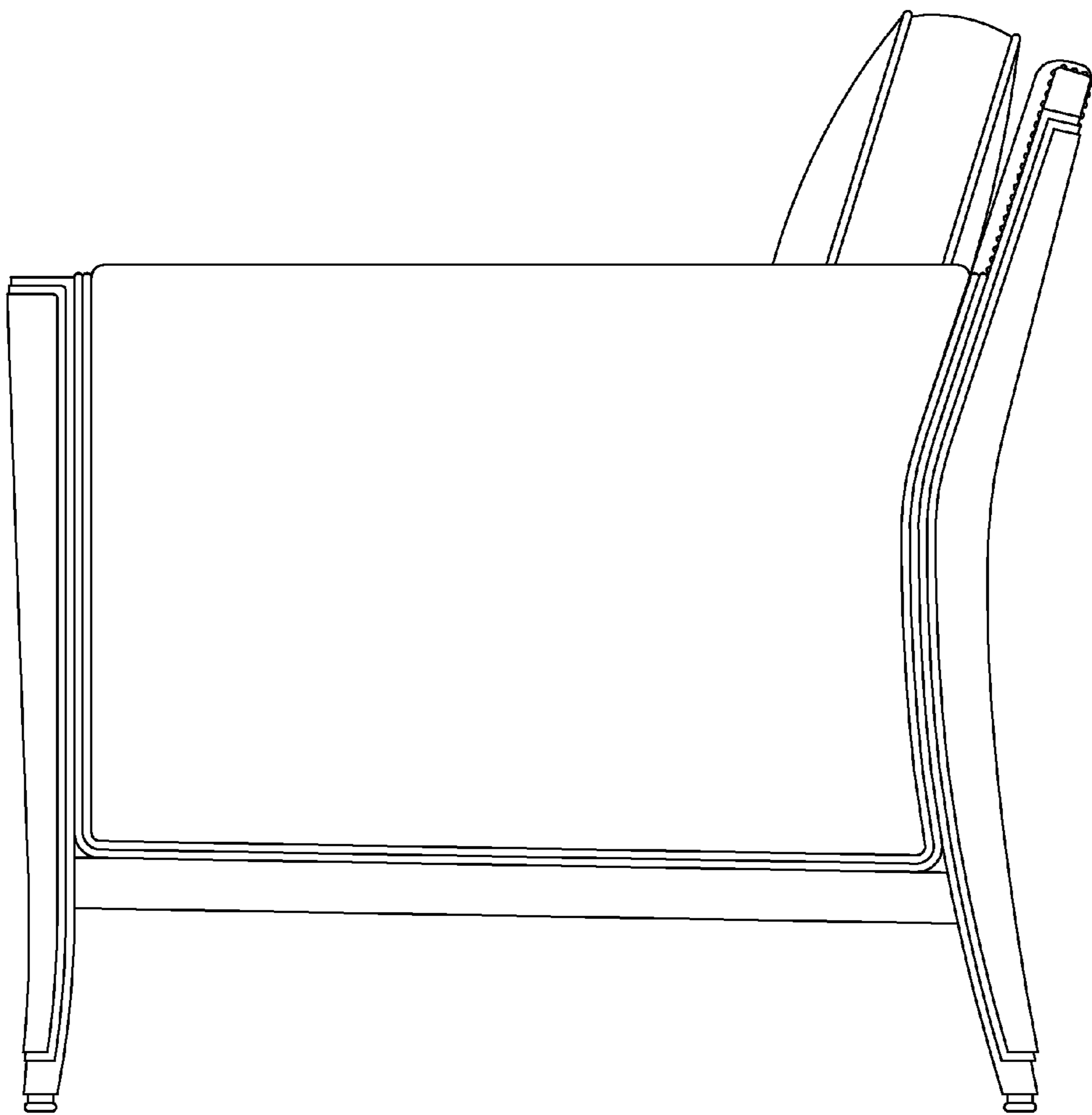


FIG. 6

