

US00D664777S

(12) **United States Design Patent**  
**Jones**

(10) **Patent No.:** **US D664,777 S**

(45) **Date of Patent:** **\*\* Aug. 7, 2012**

(54) **GARMENT HANGER**

(75) Inventor: **Michael Edward Jones**, Ruthin (GB)

(73) Assignee: **Mainetti (UK) Limited** (GB)

(\*\*) Term: **14 Years**

(21) Appl. No.: **29/402,825**

(22) Filed: **Sep. 28, 2011**

(51) **LOC (9) Cl.** ..... **06-07**

(52) **U.S. Cl.** ..... **D6/318**

(58) **Field of Classification Search** ..... D6/315-328;  
211/13.1, 85, 85.29, 85.31, 86.01, 119.01,  
211/123, 124, 181.1; 223/85-98, DIG. 3

See application file for complete search history.

(56) **References Cited**

**U.S. PATENT DOCUMENTS**

4,653,678	A *	3/1987	Blanchard et al.	.....	223/85
4,871,098	A *	10/1989	Bredeweg et al.	.....	223/85
5,071,045	A *	12/1991	Hollis	.....	223/92
6,467,658	B1 *	10/2002	Olk et al.	.....	223/88
6,758,379	B1 *	7/2004	Elwell	.....	223/85
D501,355	S *	2/2005	Graves et al.	.....	D7/322
D521,254	S *	5/2006	Biu	.....	D6/319
D528,806	S *	9/2006	Jones	.....	D6/318

D601,816	S *	10/2009	Jones	.....	D6/318
D606,322	S *	12/2009	Jones	.....	D6/318
D647,311	S *	10/2011	Chim	.....	D6/318
D654,276	S *	2/2012	Jones	.....	D6/318

\* cited by examiner

*Primary Examiner* — Prabhakar Deshmukh

(74) *Attorney, Agent, or Firm* — Jack Schwartz and Associates, PLLC

(57) **CLAIM**

The ornamental design for a garment hanger, as shown and described.

**DESCRIPTION**

FIG. 1 is a front elevational view of a garment hanger showing my new design;

FIG. 2 is a top plan view thereof;

FIG. 3 is a right side elevational view thereof;

FIG. 4 is a rear elevational view thereof;

FIG. 5 is a bottom plan view thereof; and,

FIG. 6 is a left side elevational view thereof.

The broken lines are for illustrative purpose only and form no part of the claimed design.

**1 Claim, 2 Drawing Sheets**

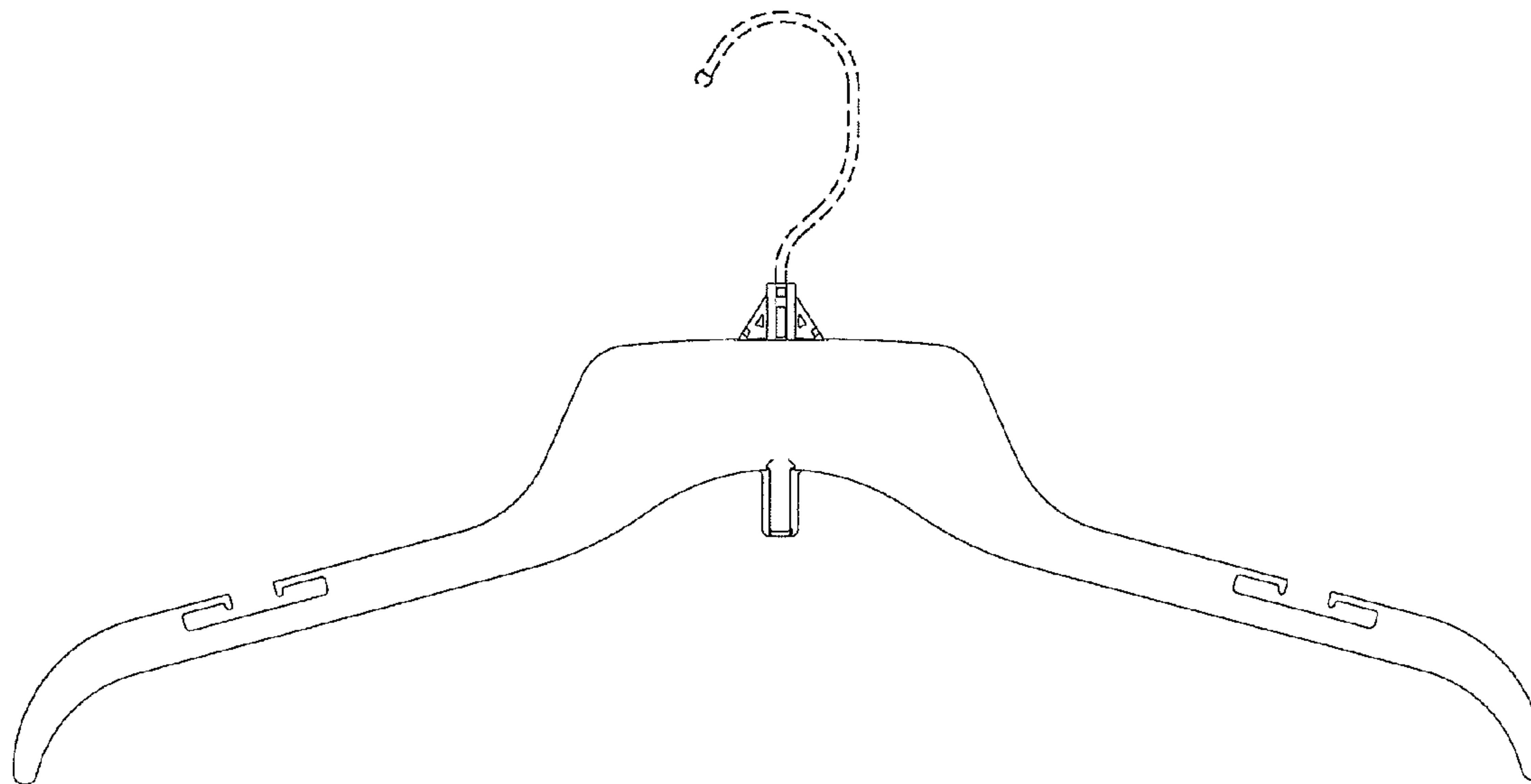




FIGURE 2

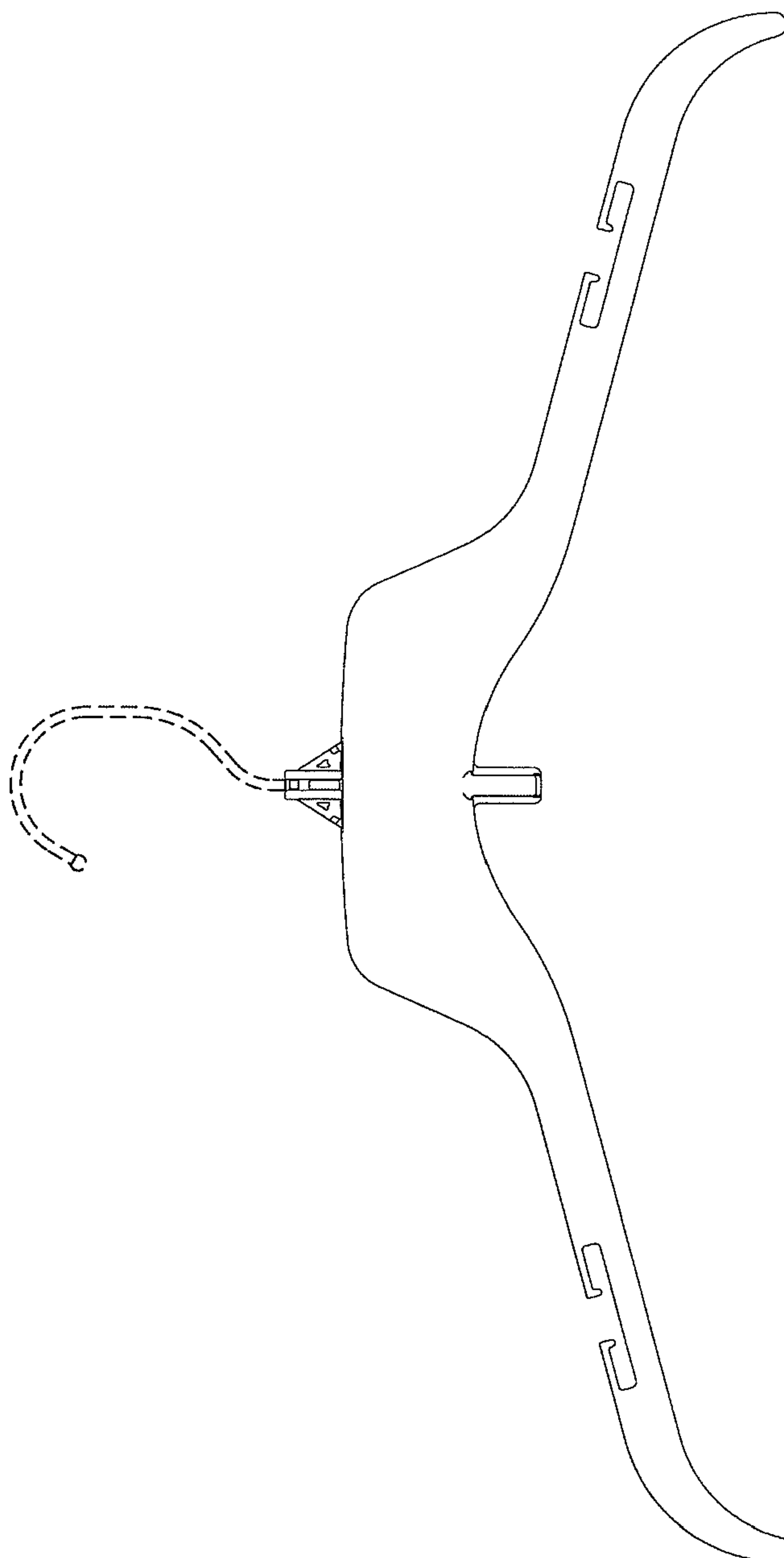


FIGURE 1

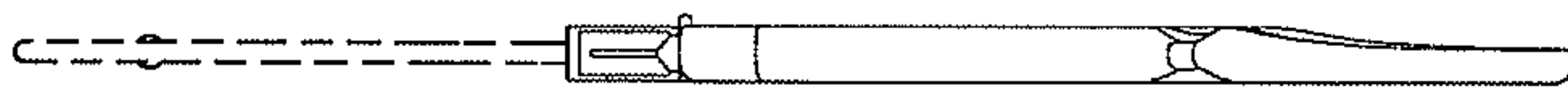


FIGURE 3

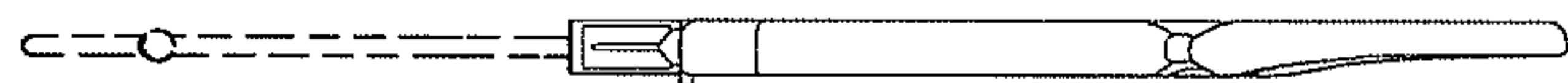


FIGURE 6

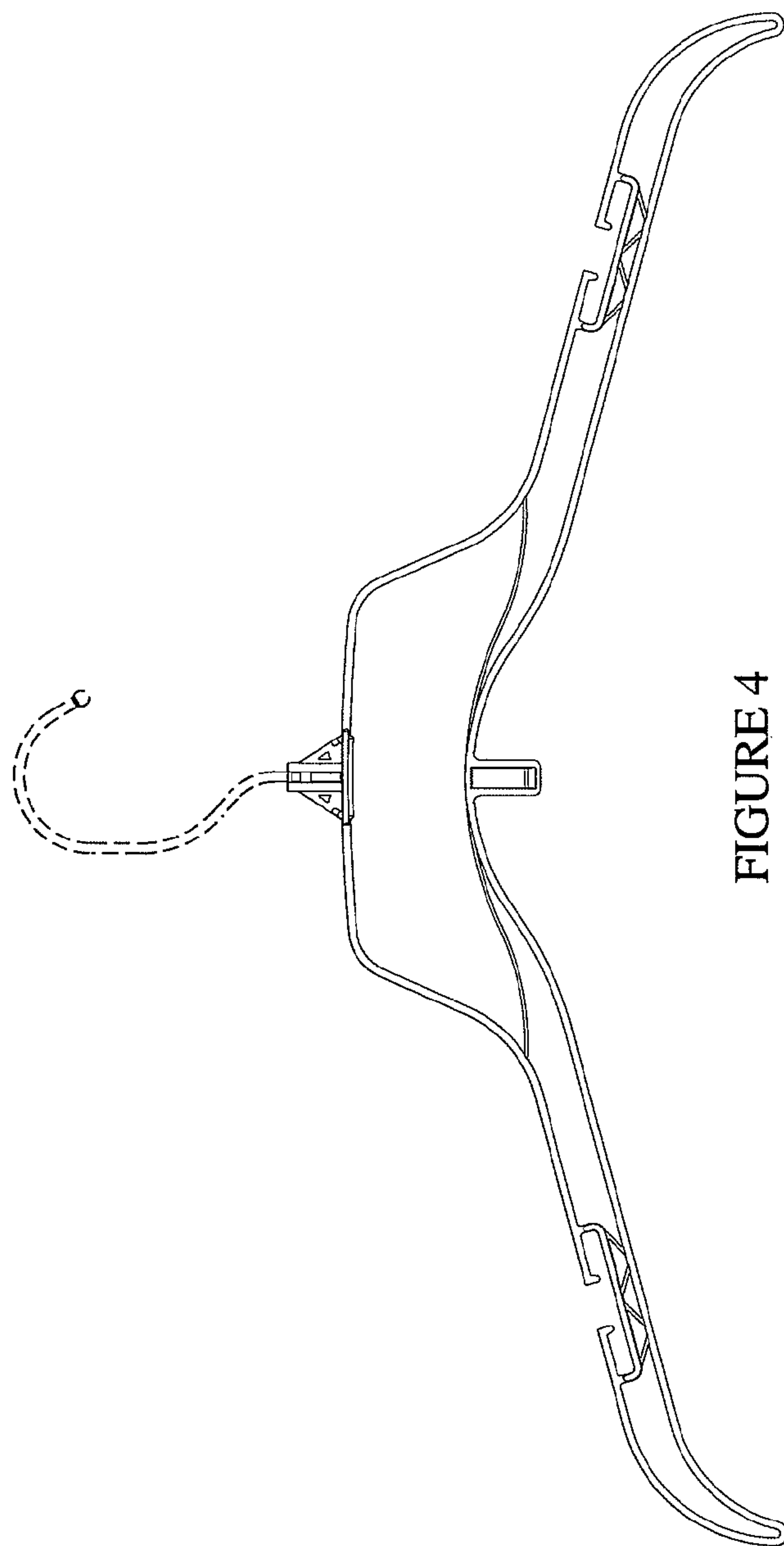


FIGURE 4



FIGURE 5