



US00D664771S

(12) **United States Design Patent**  
**Gunjian**

(10) **Patent No.:** **US D664,771 S**

(45) **Date of Patent:** **\*\* Aug. 7, 2012**

(54) **GRILL BRUSH**

(75) Inventor: **Armen G Gunjian**, Plattsburgh, NY  
(US)

(73) Assignee: **Brushtech, Inc.**, Plattsburgh, NY (US)

(\*\*) Term: **14 Years**

(21) Appl. No.: **29/367,332**

(22) Filed: **Aug. 6, 2010**

(51) **LOC (9) Cl.** ..... **04-01**

(52) **U.S. Cl.** ..... **D4/131**

(58) **Field of Classification Search** ..... D4/119,  
D4/120, 131, 132, 134, 114, 118; 15/159.1,  
15/160, 106, 114, 118, 206  
See application file for complete search history.

(56) **References Cited**

**U.S. PATENT DOCUMENTS**

D26,619	S	*	2/1897	Burnip	.....	D4/119
1,133,390	A	*	3/1915	Montgomery	.....	401/285
1,173,721	A	*	2/1916	Hurvitz	.....	401/278
2,813,291	A	*	11/1957	Wark	.....	15/209.1
D201,007	S	*	5/1965	Hauser	.....	D4/131
4,056,863	A	*	11/1977	Gunjian	.....	15/160
D380,090	S	*	6/1997	Zemel	.....	D4/115
D575,522	S	*	8/2008	Libman et al.	.....	D4/138
D577,200	S	*	9/2008	Meyer	.....	D4/119

\* cited by examiner

*Primary Examiner* — Austin Murphy

(74) *Attorney, Agent, or Firm* — Burr & Brown

(57) **CLAIM**

The ornamental design for a grill brush, as shown and described.

**DESCRIPTION**

FIG. 1 is a right side view illustrating a first embodiment of my new design, the left side view being a mirror image thereof;

FIG. 2 is a top view thereof;

FIG. 3 is a bottom view thereof;

FIG. 4 is a rear view thereof;

FIG. 5 is a front view thereof;

FIG. 6 is a right side view illustrating a second embodiment of my new design, the left side view being a mirror image thereof;

FIG. 7 is a top view thereof;


FIG. 8 is a bottom view thereof;

FIG. 9 is a rear view thereof; and,

FIG. 10 is a front view thereof.

The handle of the grill brush is drawn in dotted lines, because it does not form part of the claimed design.

**1 Claim, 6 Drawing Sheets**



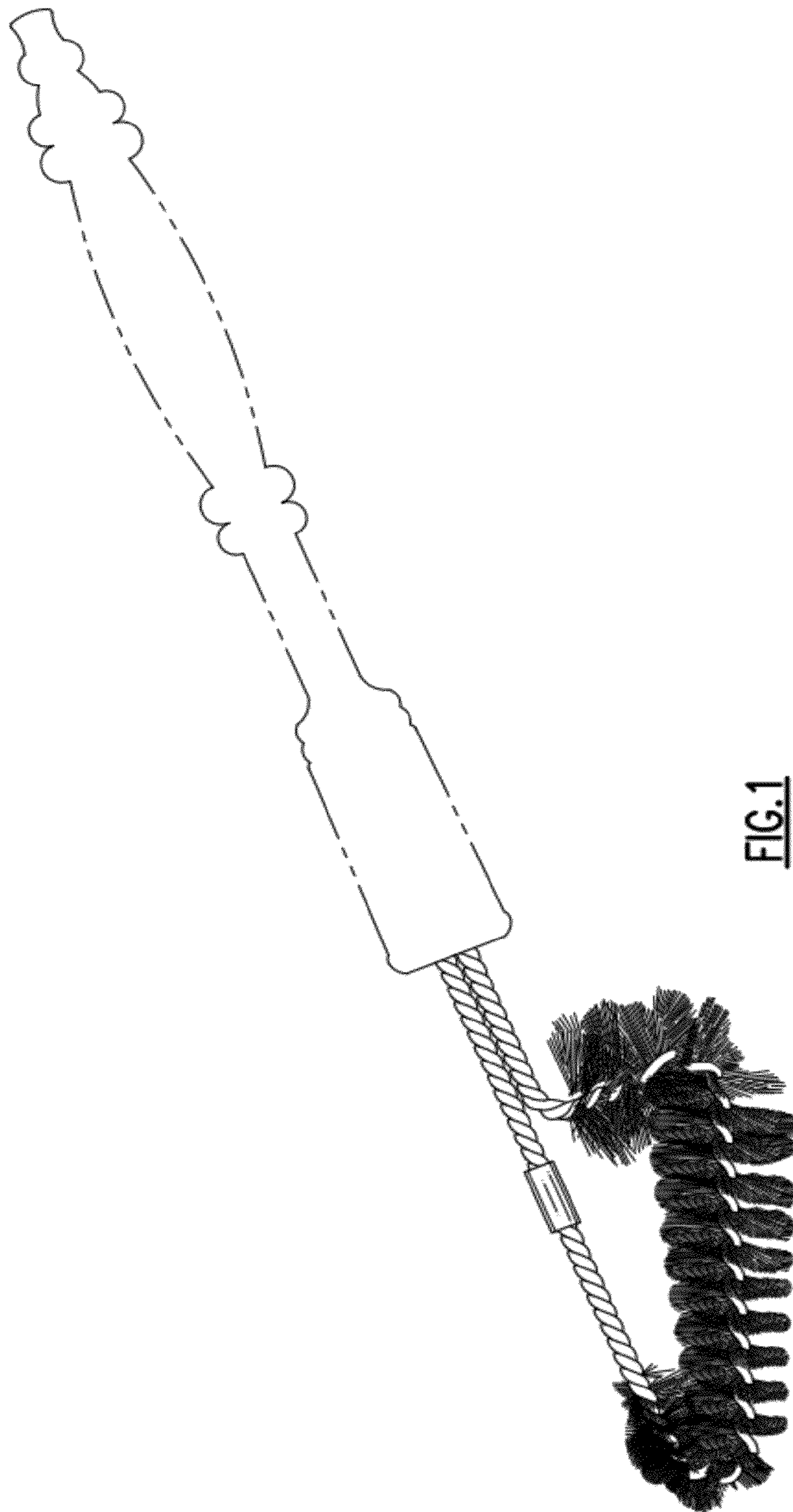


FIG. 1



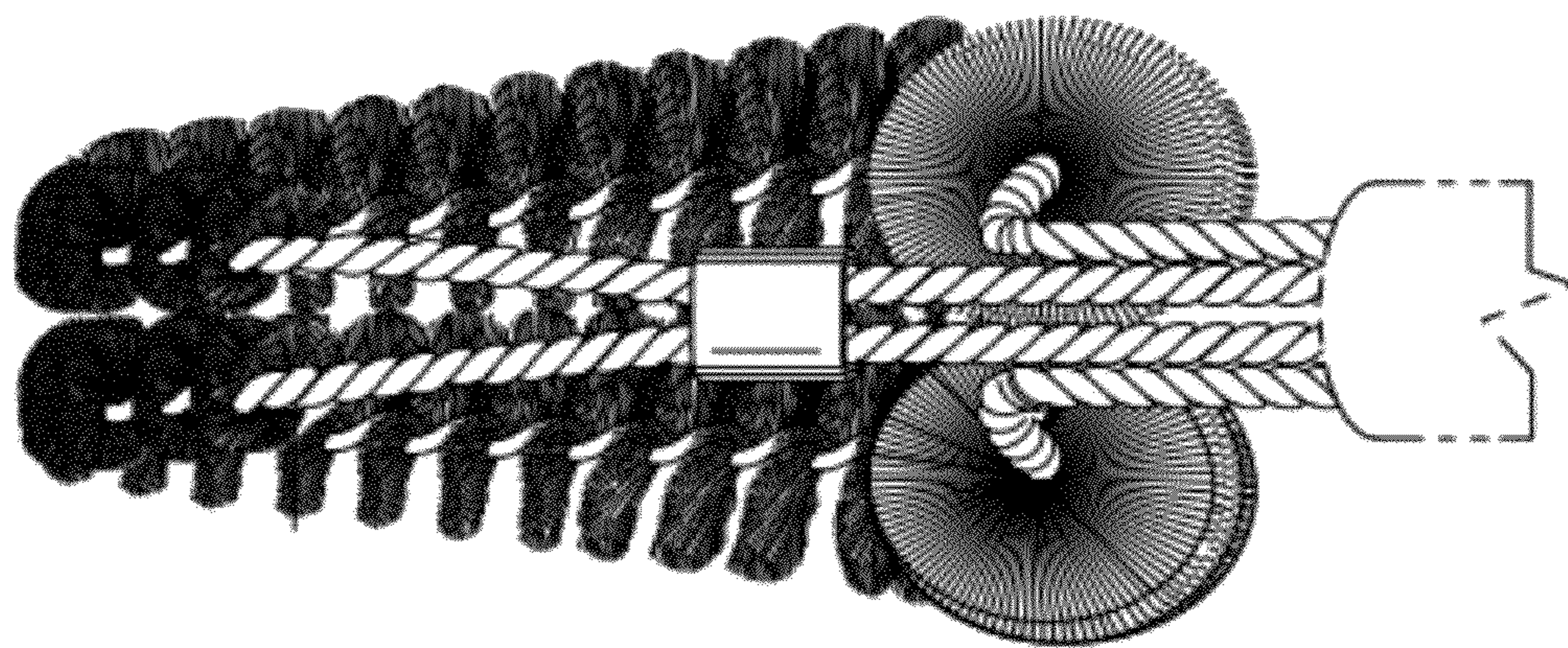


FIG. 2




FIG. 3






FIG. 4

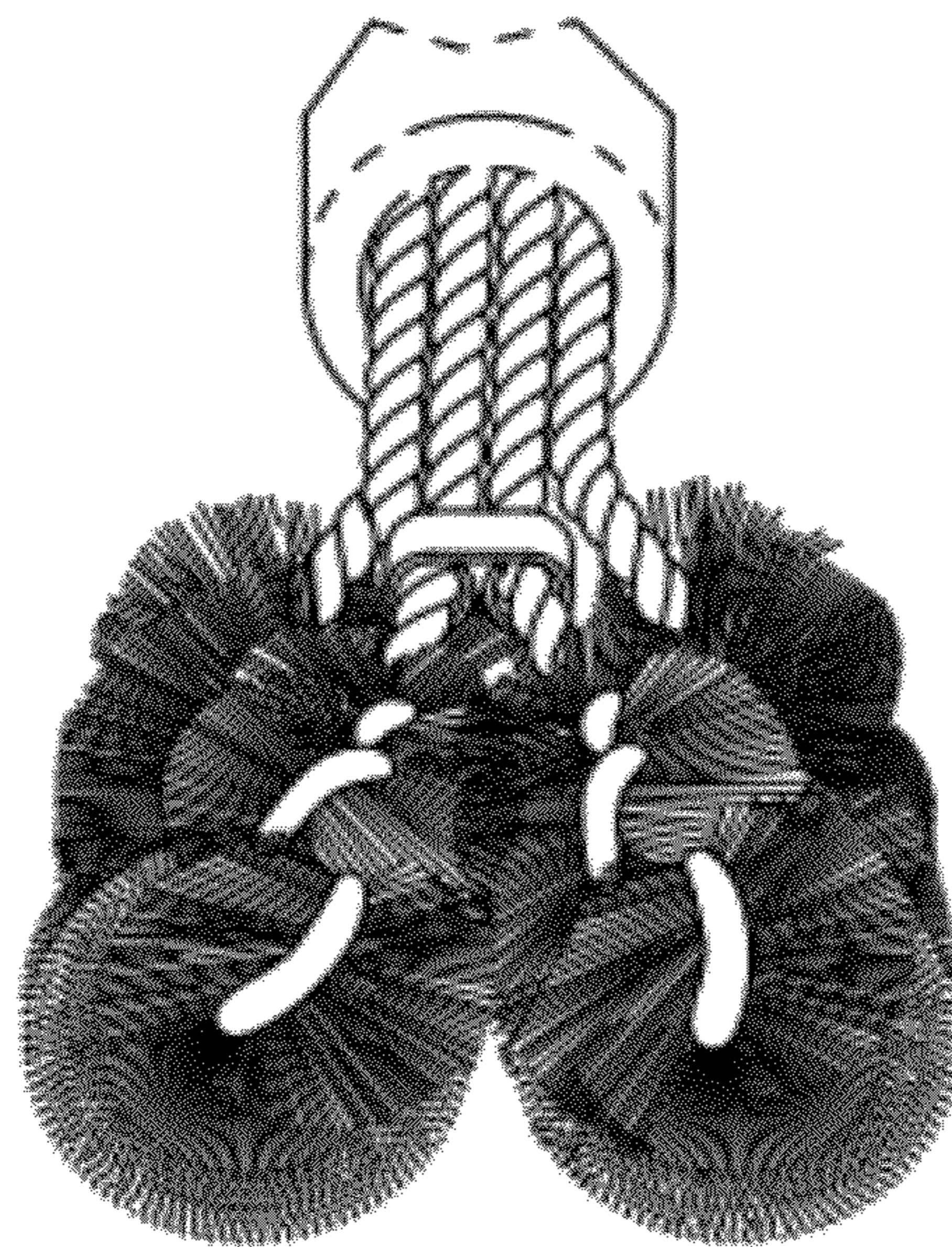


FIG. 5

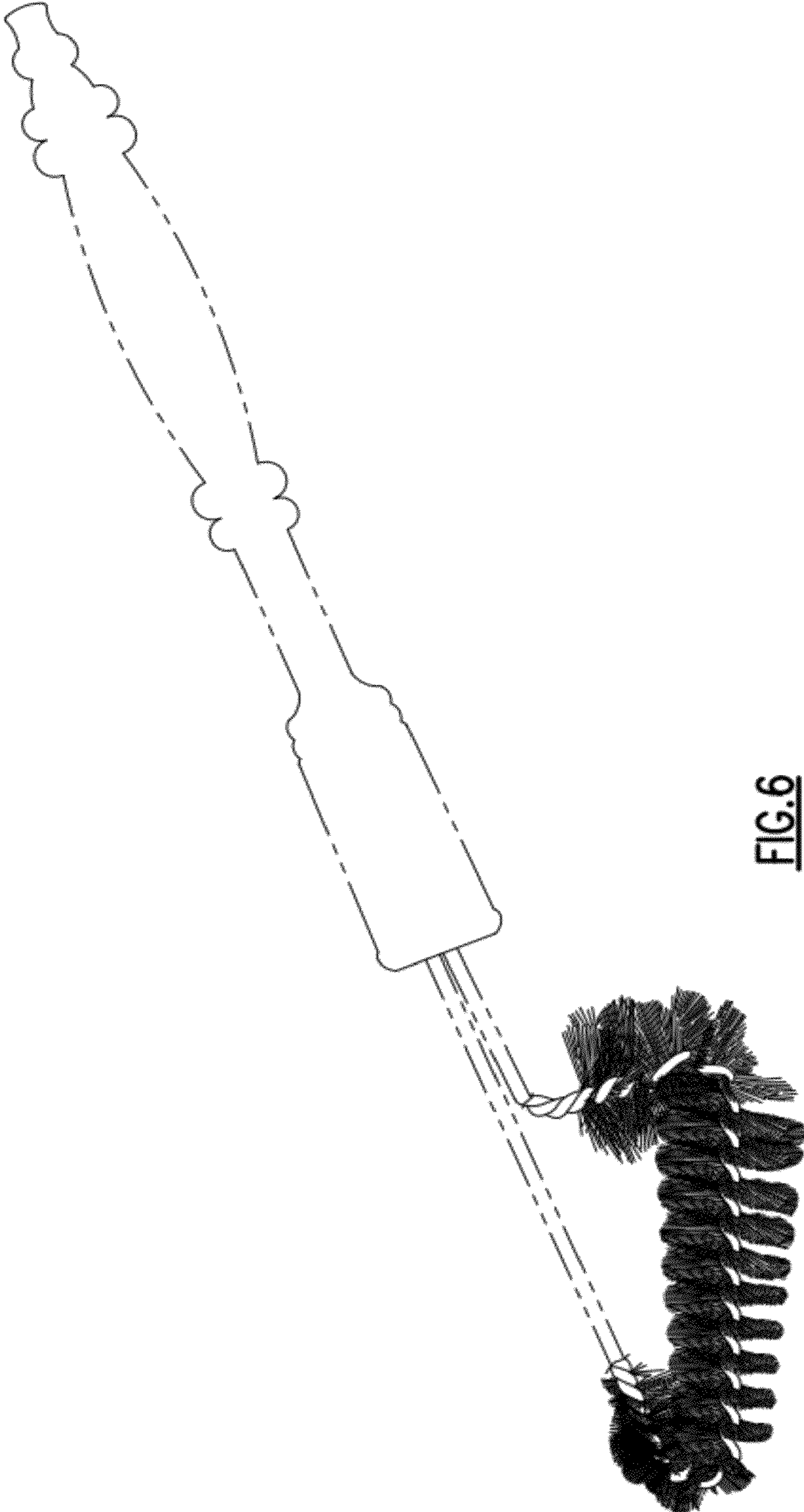


FIG. 6






FIG. 7



FIG. 8






FIG. 9




FIG. 10