

US00D664768S

(12) **United States Design Patent**
Folkard

(10) **Patent No.:** **US D664,768 S**

(45) **Date of Patent:** **** Aug. 7, 2012**

(54) **CIRCULAR SAW HOLDER**

(76) Inventor: **Joseph C. Folkard**, Marshfield, MA
(US)

(**) Term: **14 Years**

(21) Appl. No.: **29/372,756**

(22) Filed: **Jan. 7, 2011**

(51) **LOC (9) Cl.** **03-01**

(52) **U.S. Cl.** **D3/315**

(58) **Field of Classification Search** D3/204,
D3/218, 226, 230, 232, 243, 245, 246, 247,
D3/249, 272, 273, 275, 276, 283-285, 289,
D3/290, 299, 303, 315, 294-296, 903; 206/272-273;
220/481; 211/13.1; 248/309.1; 294/163;
D9/455

See application file for complete search history.

(56) **References Cited**

U.S. PATENT DOCUMENTS

3,053,424 A * 9/1962 Reinhard 294/163
D271,918 S * 12/1983 Ramirez D3/282
D310,912 S * 10/1990 Dennis D3/315
D314,471 S * 2/1991 Lueth D3/315

D320,697 S * 10/1991 Eggan D3/315
D332,867 S * 2/1993 Blake, Jr. D3/315
D338,337 S * 8/1993 Roe, Jr. D3/315
6,401,922 B1 * 6/2002 Svetlik 206/373
D545,568 S * 7/2007 Laga et al. D3/315

* cited by examiner

Primary Examiner — Ian Simmons

Assistant Examiner — Charles Hanson

(74) *Attorney, Agent, or Firm* — Richard L. Mikesell

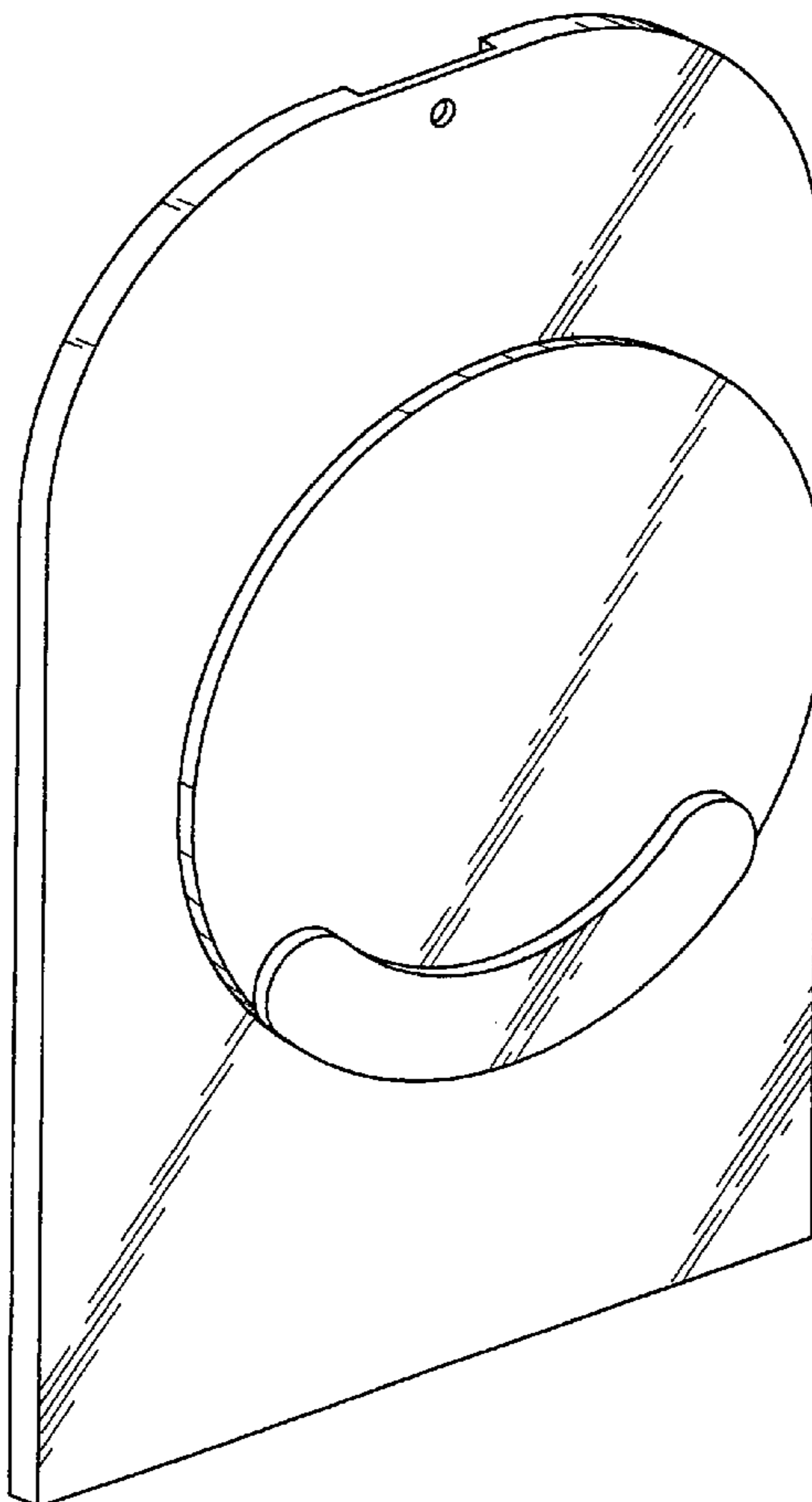
(57) **CLAIM**

The ornamental design for a circular saw holder, as shown and described.

DESCRIPTION

FIG. 1: Top left perspective view;
FIG. 2: Front elevation;
FIG. 3: Rear elevation;
FIG. 4: Bottom plan view;
FIG. 5: Top plan view;
FIG. 6: Right side elevation; and,
FIG. 7: Left side elevation.

1 Claim, 4 Drawing Sheets



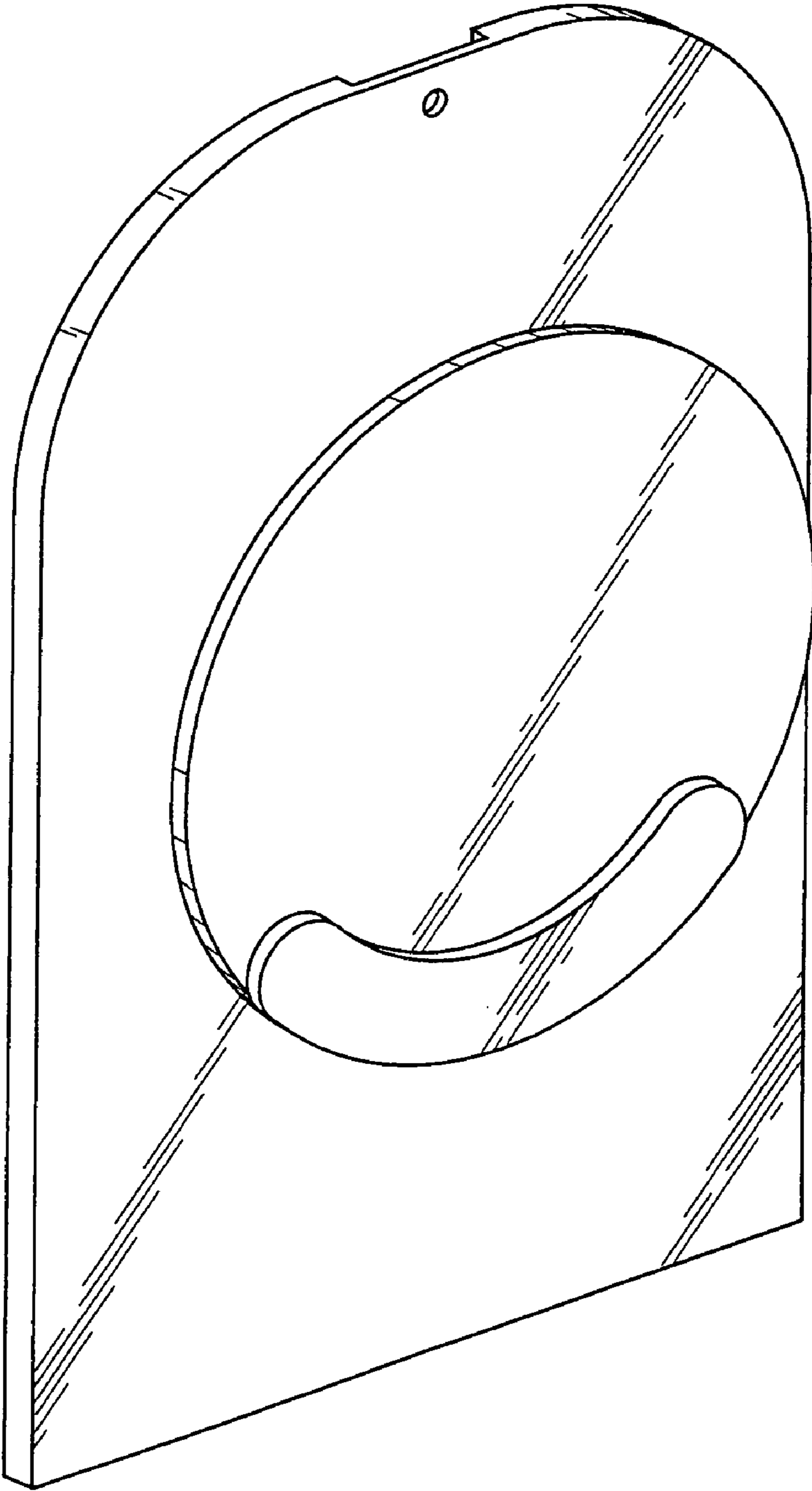


Fig. 1

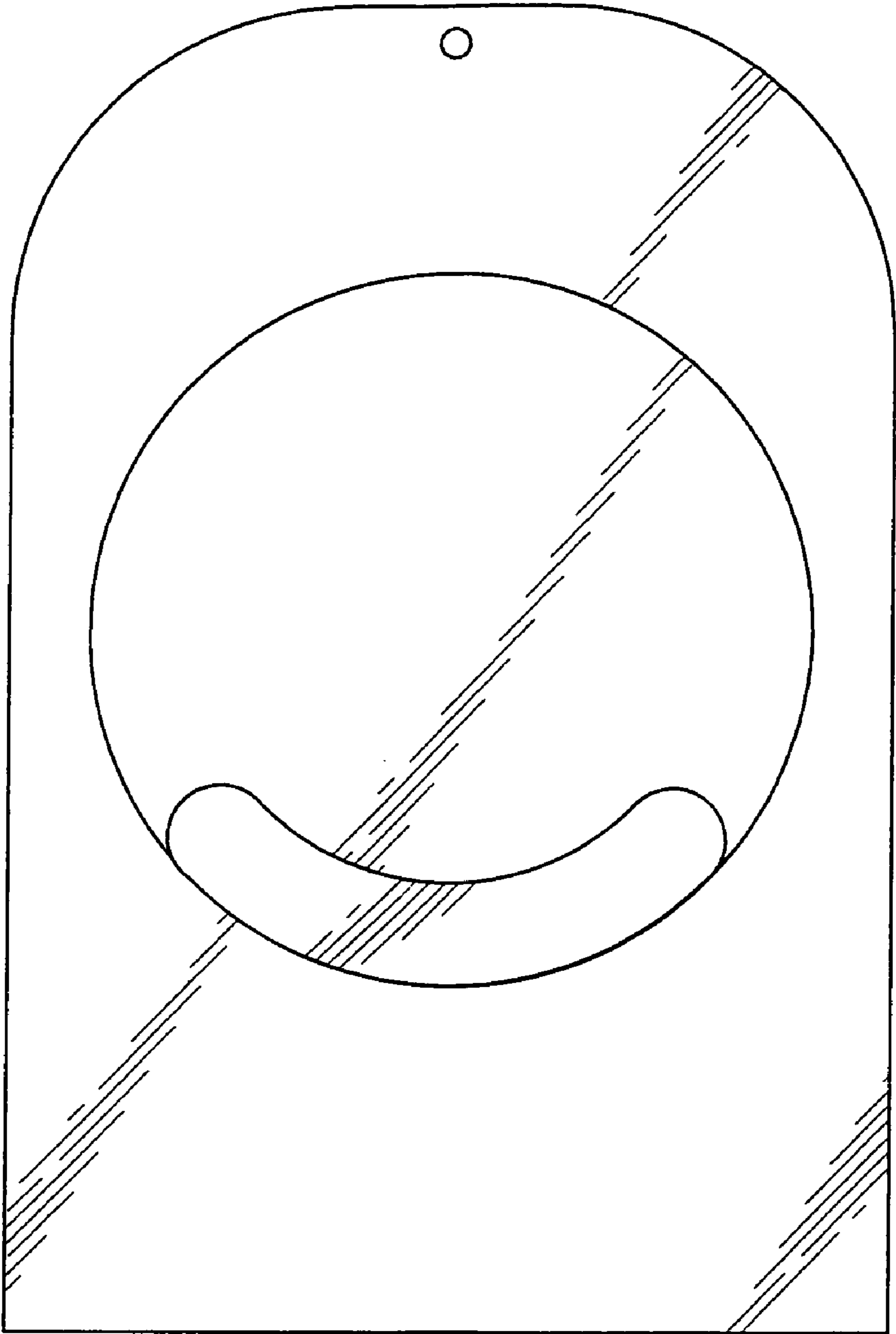


Fig. 2

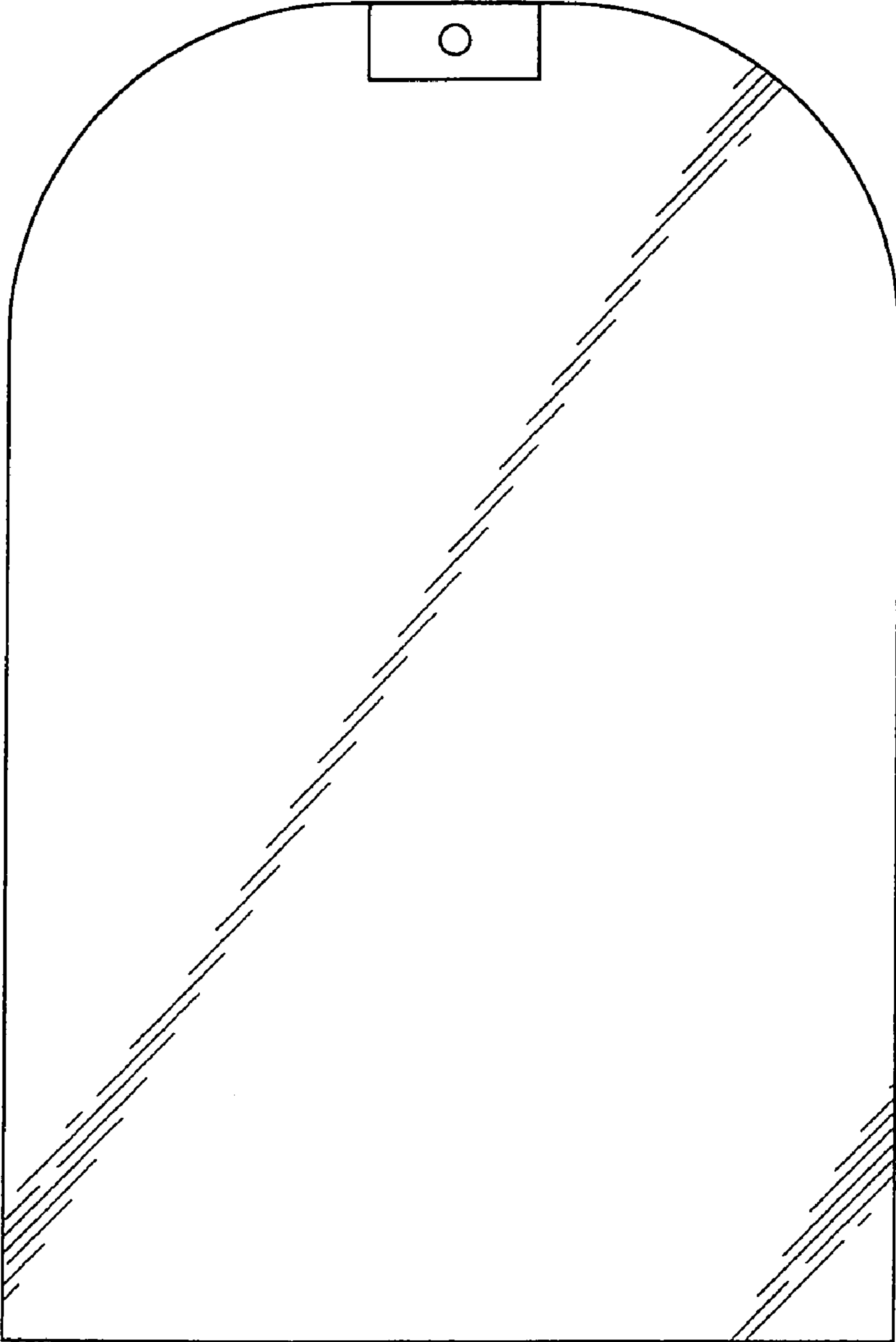


Fig. 3




Fig. 4




Fig. 5

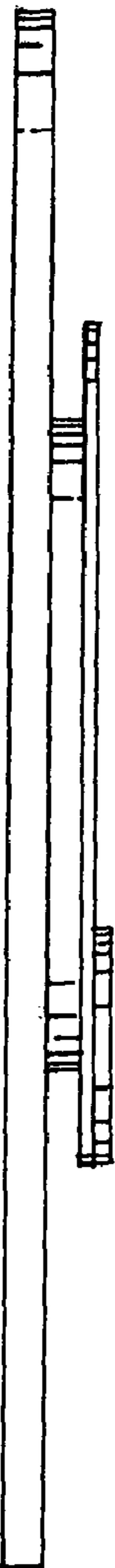


Fig. 6



Fig. 7