

US00D664766S

(12) **United States Design Patent**
Prats

(10) **Patent No.:** **US D664,766 S**

(45) **Date of Patent:** **** Aug. 7, 2012**

(54) **HOUSEHOLD SPONGE SANITIZING
CONTAINER**

D367,211 S * 2/1996 Cautereels D7/629
D553,357 S * 10/2007 Zimmerman D3/269
D600,748 S * 9/2009 Tabuchi et al. D19/35

* cited by examiner

(75) Inventor: **Jorge Luis Prats**, RiverEdge, NJ (US)

Primary Examiner — Holly Baynham

(73) Assignee: **Tristar Products Inc.**, Fairfield, NJ (US)

(74) *Attorney, Agent, or Firm* — Edward J. Chalfie; Husch Blackwell LLP

(**) Term: **14 Years**

(57) **CLAIM**

(21) Appl. No.: **29/380,555**

The ornamental design for a household sponge sanitizing container, as shown and described.

(22) Filed: **Dec. 7, 2010**

DESCRIPTION

(51) **LOC (9) Cl.** **03-01**

(52) **U.S. Cl.** **D3/294**

(58) **Field of Classification Search** D3/294–295,
D3/272; D9/424–425, 418; 206/503–507,
206/509–510, 514–515, 518, 499

See application file for complete search history.

FIG. 1 is a perspective view of a closed household sponge sanitizing container showing my new design.

FIG. 2 is a perspective view of a partially open household sponge sanitizing container showing my new design.

FIG. 3 is a perspective view of a fully open household sponge sanitizing container showing my new design.

FIG. 4 is a top plan view thereof;

FIG. 5 is a bottom plan view thereof;

FIG. 6 is a right side elevational view thereof;

FIG. 7 is a left side elevational view thereof;

FIG. 8 is a rear elevational view thereof; and,


FIG. 9 is a front elevational view thereof.

(56) **References Cited**

U.S. PATENT DOCUMENTS

D262,355 S * 12/1981 Oakley D9/757
D310,481 S * 9/1990 Chanel D9/757
D317,255 S * 6/1991 Turk D9/757
D322,166 S * 12/1991 D'Angeli D3/257
D361,508 S * 8/1995 Schnack D9/759

1 Claim, 7 Drawing Sheets



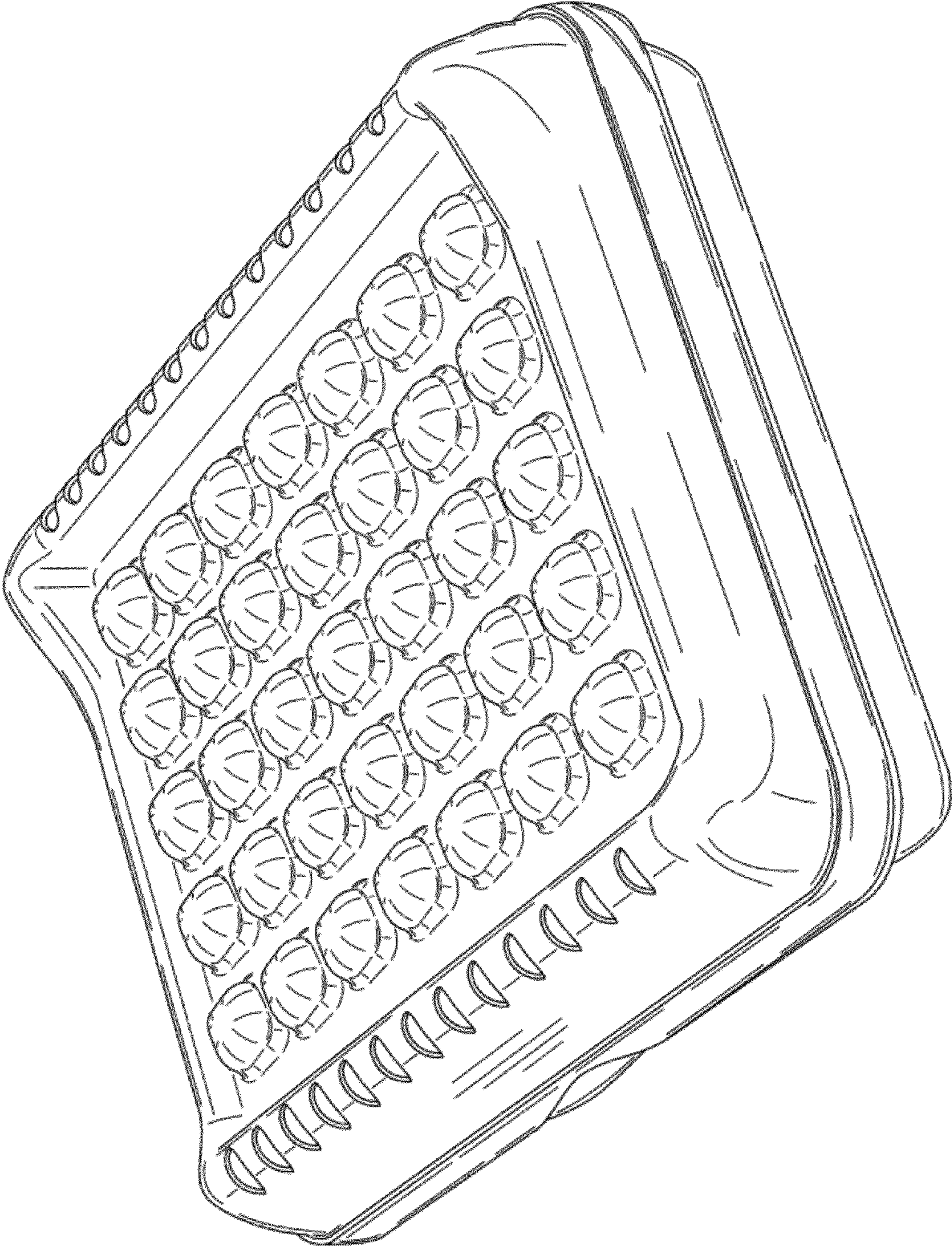


FIG. 1

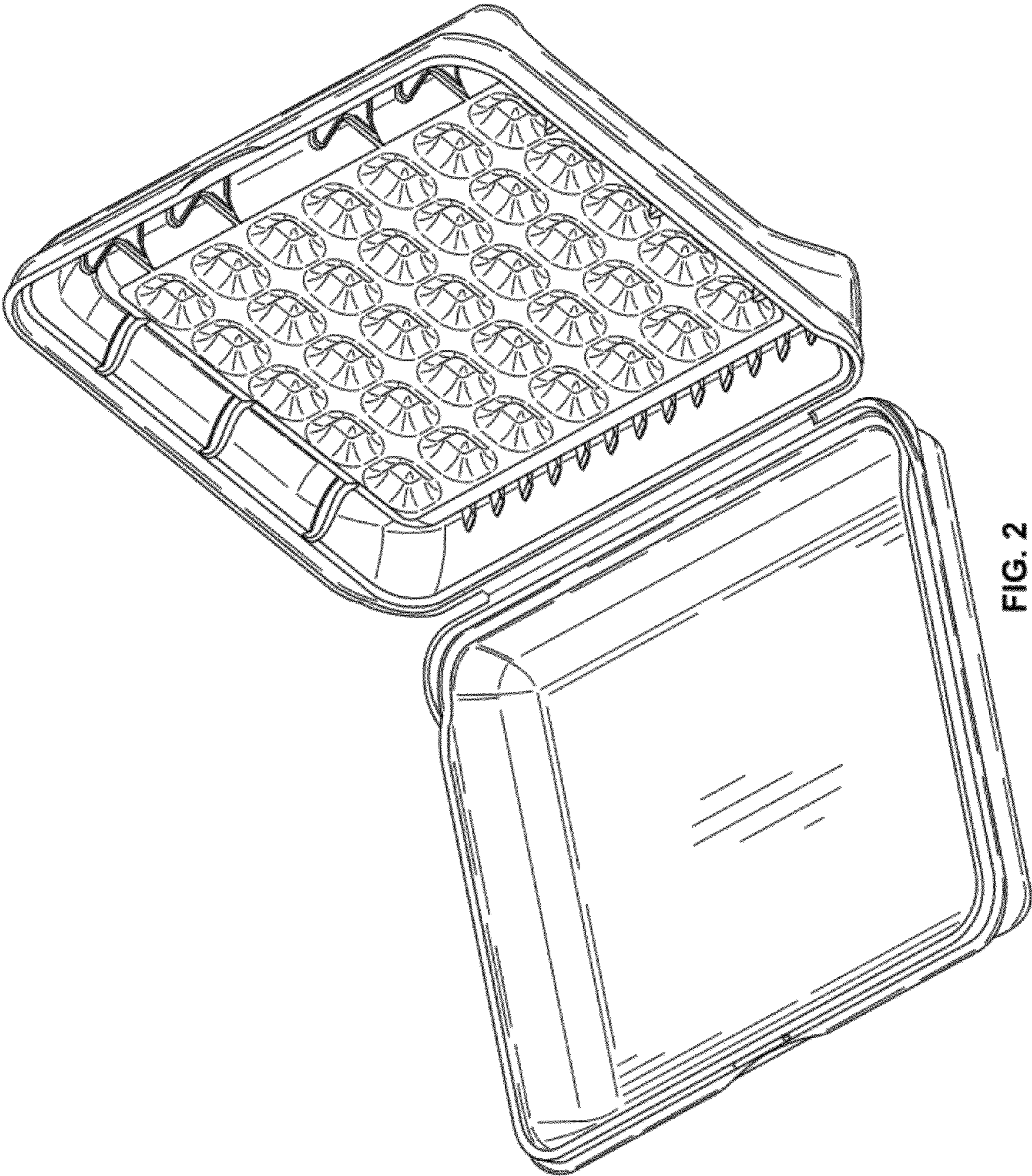


FIG. 2

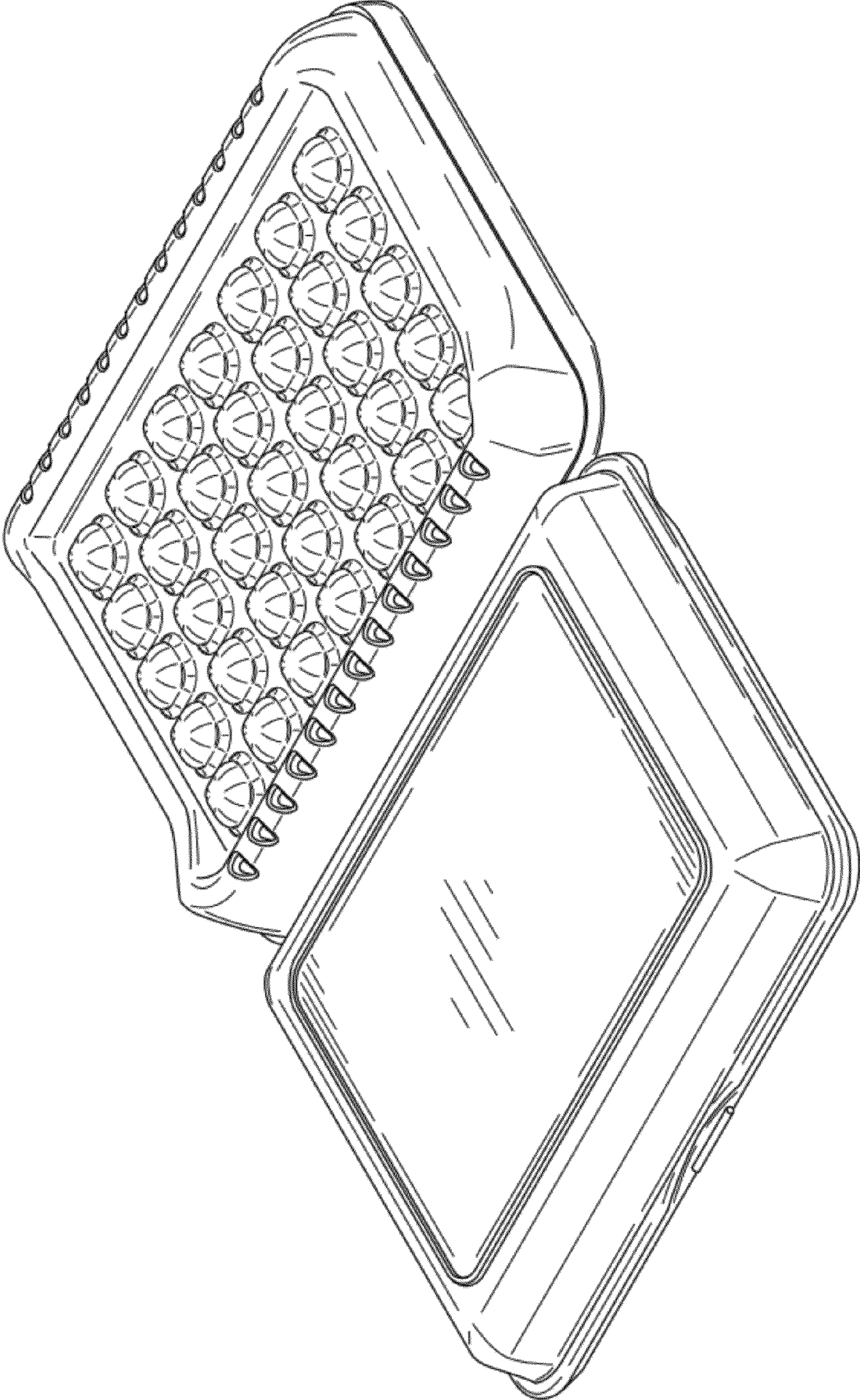


FIG. 3




FIG. 4

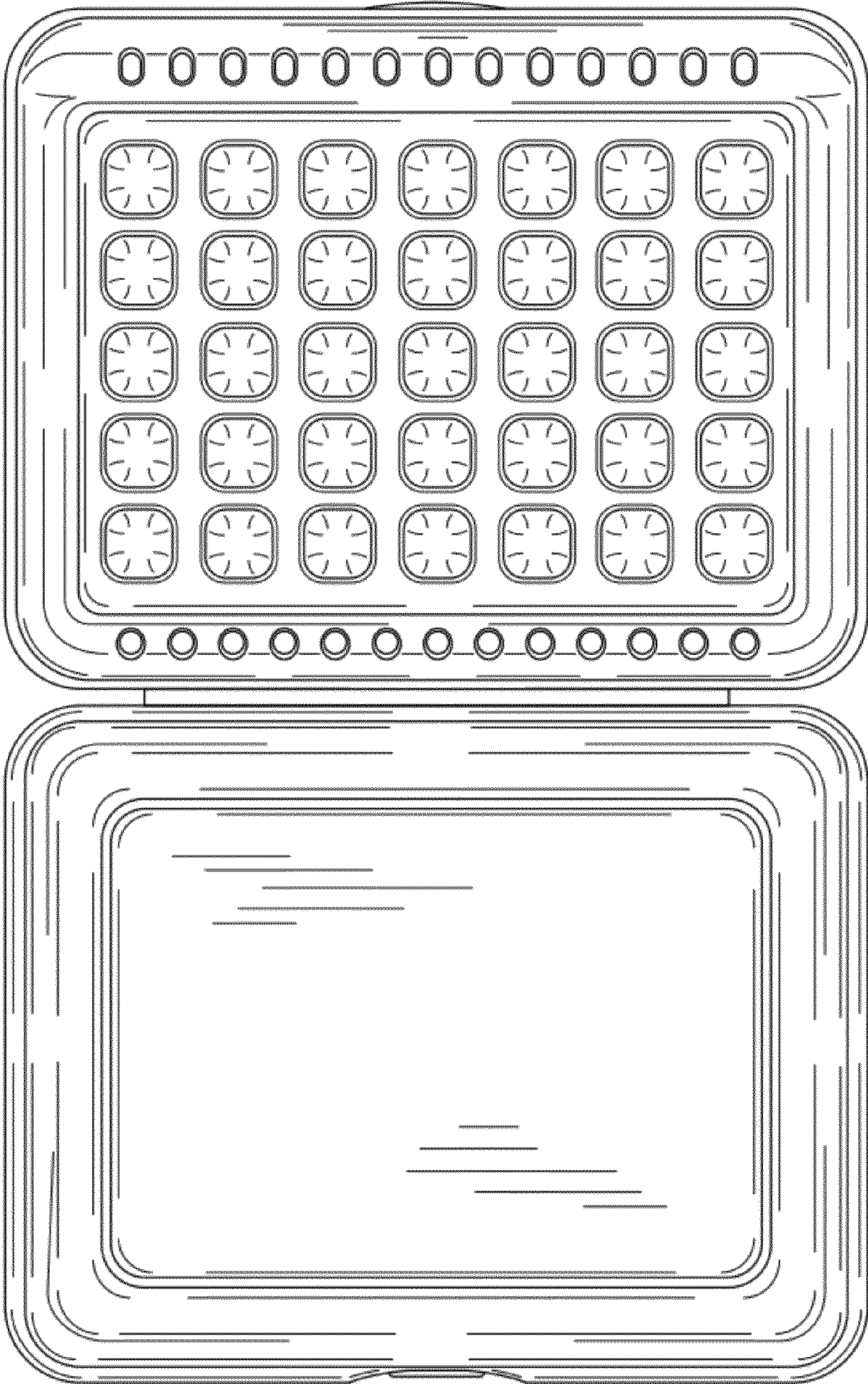


FIG. 5

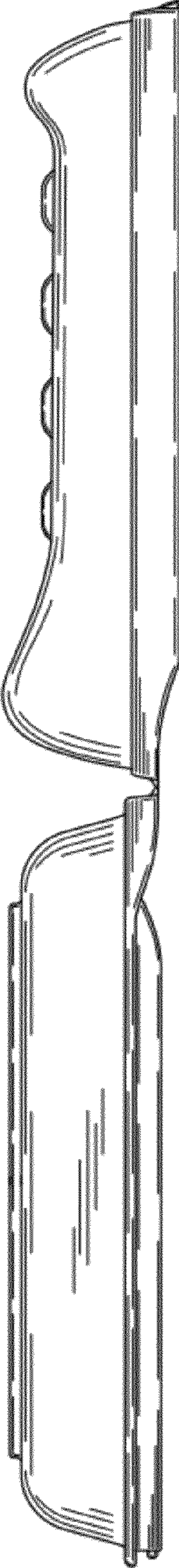


FIG. 6

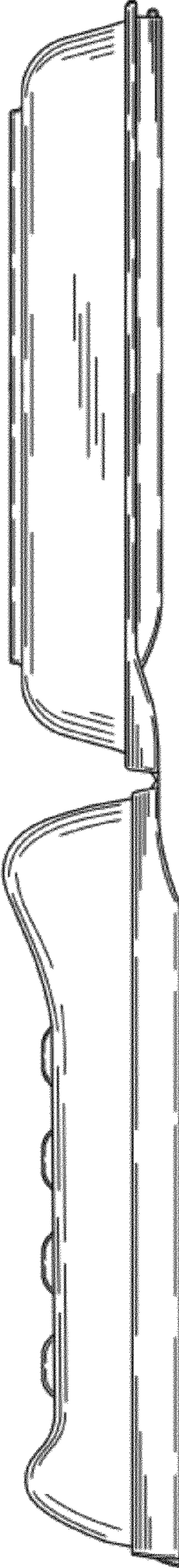


FIG. 7




FIG. 8

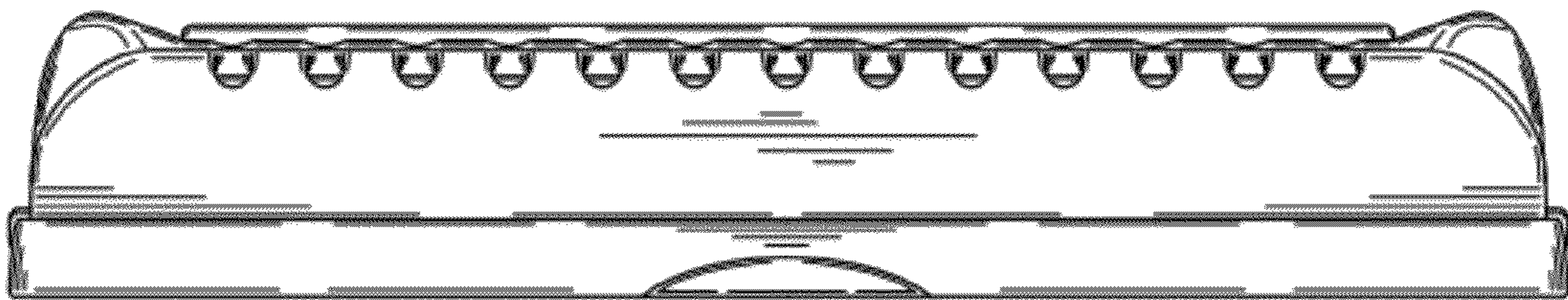


FIG. 9