



US00D664754S

(12) **United States Design Patent**
Klein et al.

(10) **Patent No.:** **US D664,754 S**

(45) **Date of Patent:** **** *Aug. 7, 2012**

(54) **INSOLE**

(75) Inventors: **Karla Klein**, New York, NY (US);
Pamela Curtiss, New York, NY (US);
Brendan Reilly, New York, NY (US);
Theresa Chee, New York, NY (US);
Richard T. Avent, Memphis, TN (US);
Swapna Purani, Maplewood, NJ (US);
Leanne Blair, Morristown, NJ (US);
David Contract, Westfield, NJ (US);
Christopher Cortina, Bridgewater, NJ
(US); **Elizabeth Morgan**, New York, NY
(US)

(73) Assignee: **MSD Consumer Care, Inc.**, Memphis,
TN (US)

(*) Notice: This patent is subject to a terminal dis-
claimer.

(**) Term: **14 Years**

(21) Appl. No.: **29/362,666**

(22) Filed: **May 28, 2010**

(51) **LOC (9) Cl.** **02-04**

(52) **U.S. Cl.** **D2/961**

(58) **Field of Classification Search** D2/914,
D2/946-962; 36/43, 44, 71, 88, 91-94, 100,
36/101, 126, 136, 145, 154, 173

See application file for complete search history.

(56) **References Cited**

U.S. PATENT DOCUMENTS

6,301,805	B1 *	10/2001	Howlett et al.	36/43
6,481,120	B1 *	11/2002	Xia et al.	36/44
D541,021	S *	4/2007	McClaskie	D2/954
D592,390	S *	5/2009	Feldman et al.	D2/961
D601,786	S *	10/2009	Avent et al.	D2/961
D602,238	S *	10/2009	Avent et al.	D2/961

D604,033	S *	11/2009	Feldman	D2/961
D611,237	S *	3/2010	Torrance et al.	D2/961
D617,086	S *	6/2010	Avent et al.	D2/961
D617,087	S *	6/2010	Avent et al.	D2/961
D634,528	S *	3/2011	Oldenburg	D2/962
D646,474	S *	10/2011	Avent et al.	D2/961

* cited by examiner

Primary Examiner — Stella Reid

Assistant Examiner — Keli L Hill

(74) *Attorney, Agent, or Firm* — Matthew J. Golden

(57) **CLAIM**

The ornamental design for an insole, as shown and described.

DESCRIPTION

A portion of the disclosure of this patent document contains material to which a claim for copyright is made. The copyright owner has no objection to the facsimile reproduction by anyone of the patent document or the patent disclosure, as it appears in the Patent and Trademark Office patent file or records, but reserve all other copyrights whatsoever.

FIG. 1 is a perspective view of an embodiment of an insole showing our new design.

FIG. 2 is a plan view of the bottom of the insole shown in FIG. 1.

FIG. 3 is a plan view of the top of the insole shown in FIG. 1. FIG. 4 is an elevation view of the front of the insole shown in FIG. 1.

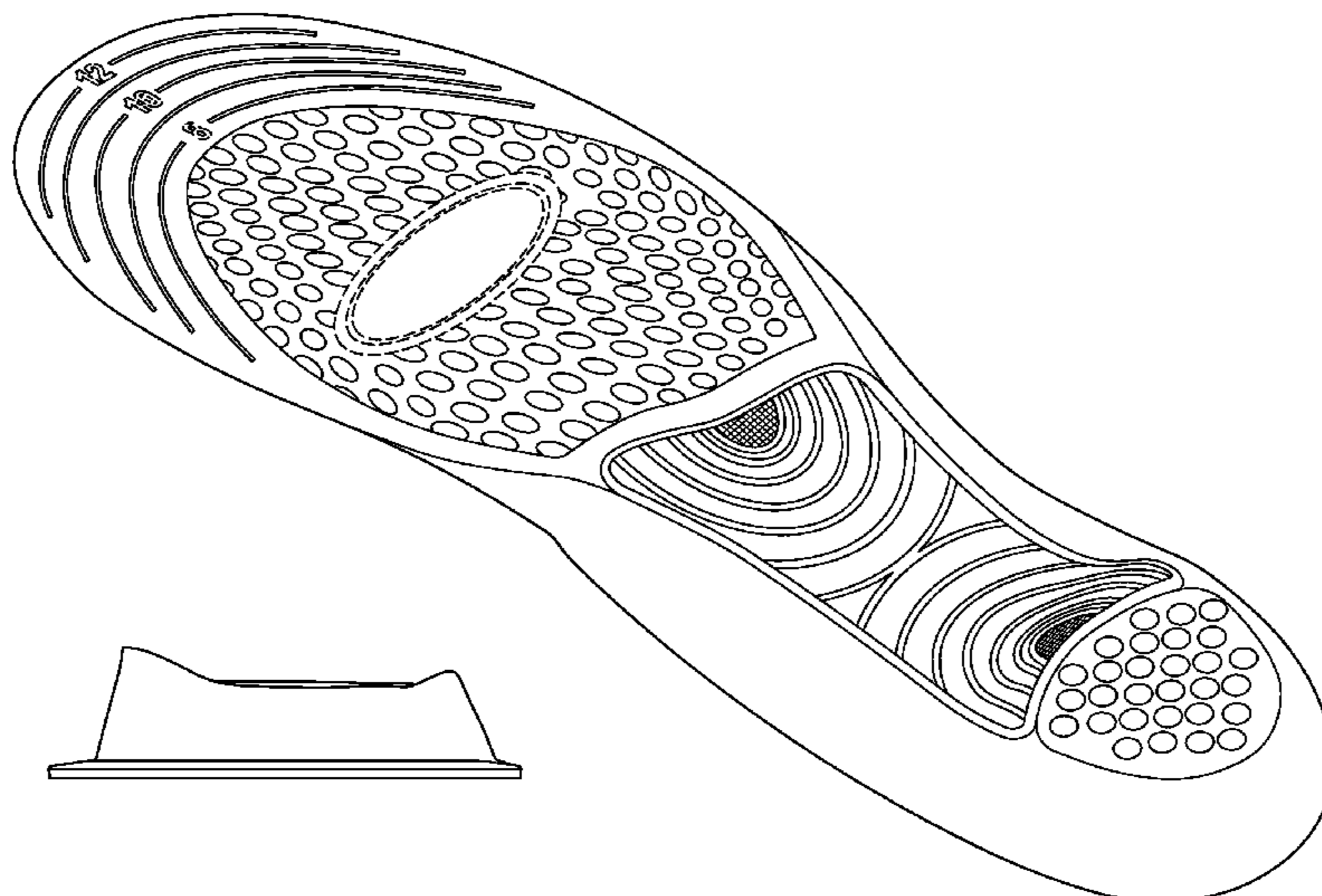
FIG. 5 is an elevation view of the rear of the insole shown in FIG. 1.

FIG. 6 is an elevation view of one side of the insole shown in FIG. 1; and,

FIG. 7 is an elevation view of the opposite side of the insole shown in FIG. 1.

The broken lines shown are included for the purpose of illustrating the unclaimed portions of the insole and form no part of the claim.

1 Claim, 3 Drawing Sheets



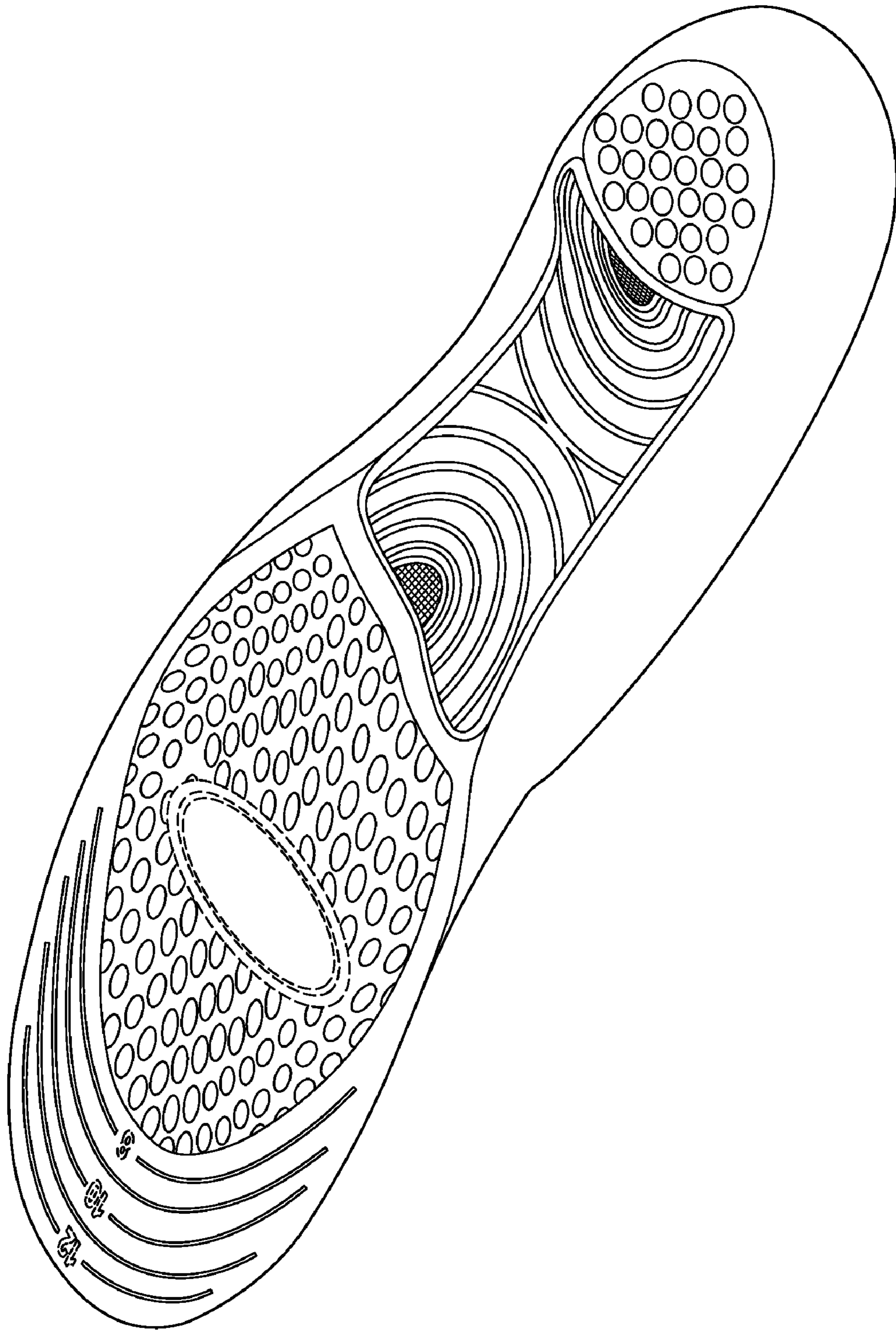


FIG. 1

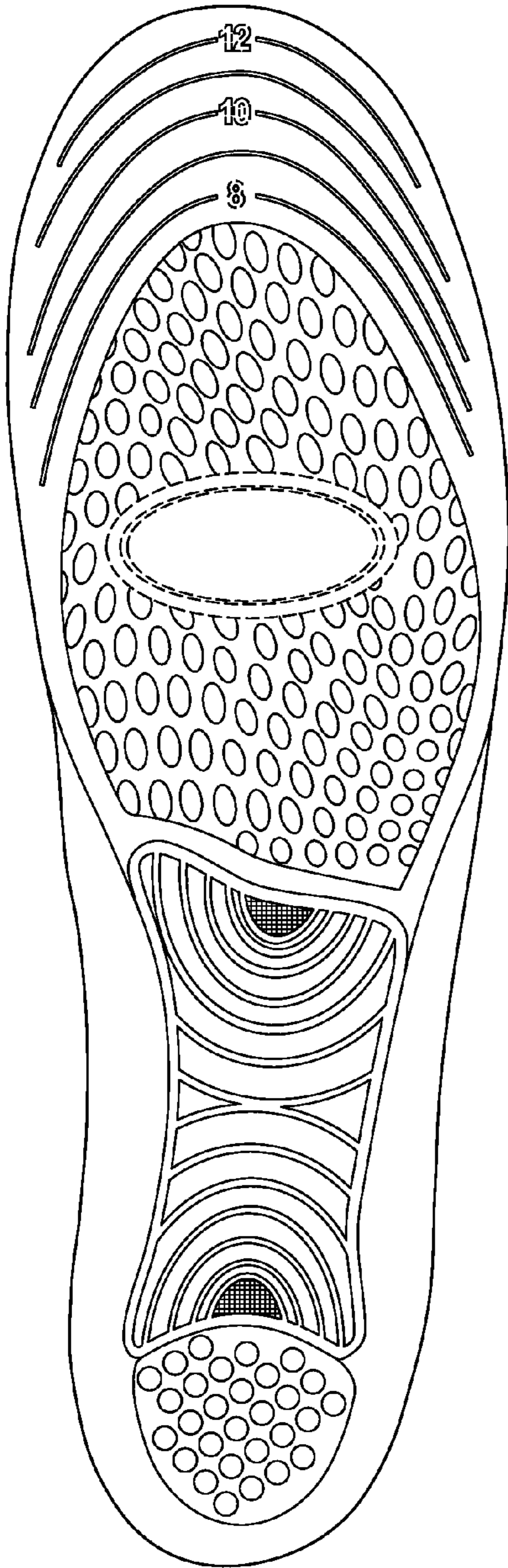


FIG. 2

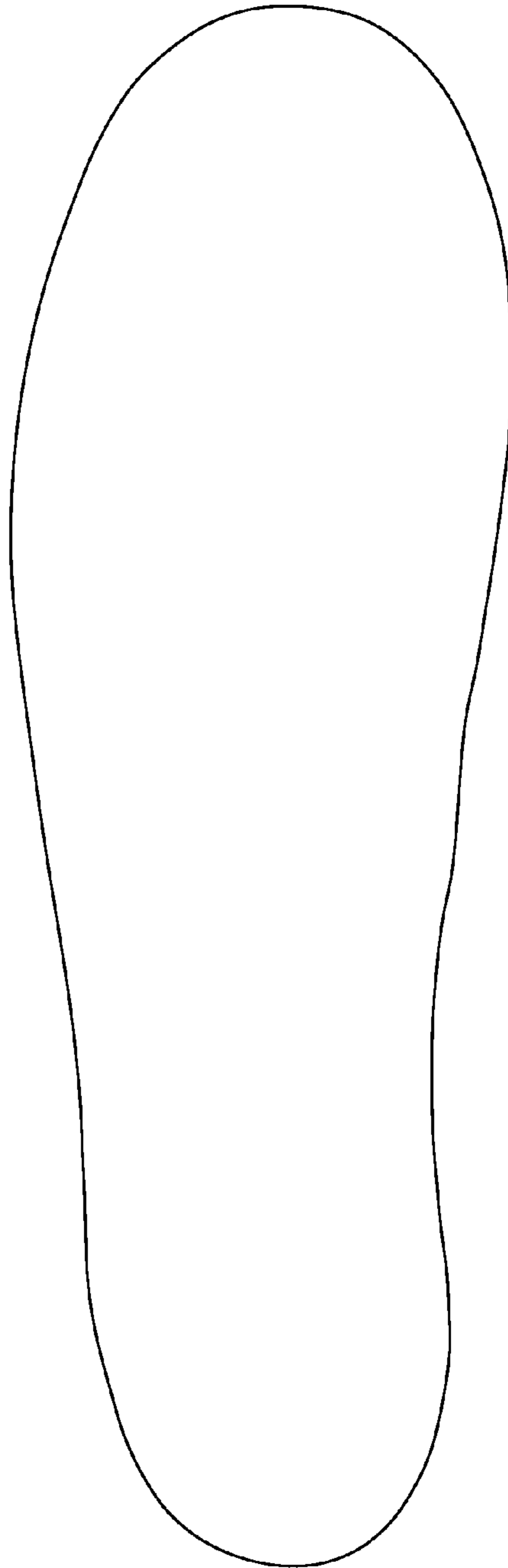


FIG. 3




FIG. 4

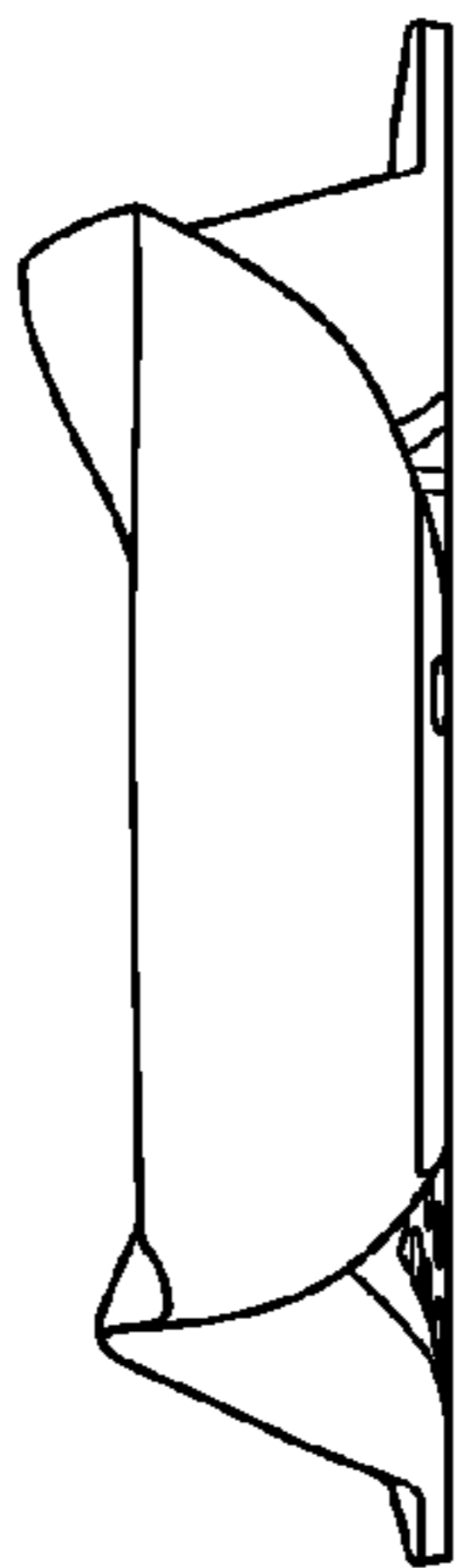


FIG. 5




FIG. 6



FIG. 7