



US00D664752S

(12) **United States Design Patent**
McClaskie

(10) **Patent No.:** **US D664,752 S**

(45) **Date of Patent:** **** Aug. 7, 2012**

(54) **BOOT**

(75) **Inventor:** **Thomas E. McClaskie**, Bethlehem, PA
(US)

(73) **Assignee:** **Columbia Insurance Company**,
Omaha, NE (US)

(**) **Term:** **14 Years**

(21) **Appl. No.:** **29/407,682**

(22) **Filed:** **Dec. 1, 2011**

(51) **LOC (9) Cl.** **02-04**

(52) **U.S. Cl.** **D2/953; D2/952; D2/956; D2/951**

(58) **Field of Classification Search** **D2/902,**
D2/906, 908, 916, 918, 925, 946-962, 977;
36/3 B, 22 R, 24.5, 25 R, 28, 32 R, 34 R,
36/59 C, 67 A, 103

See application file for complete search history.

(56) **References Cited**

U.S. PATENT DOCUMENTS

D96,346 S	7/1935	Sutton	
D542,015 S	* 5/2007	McClaskie	D2/952
D603,591 S	11/2009	McClaskie	
D604,486 S	* 11/2009	McClaskie	D2/952
D608,535 S	1/2010	McClaskie	
D608,994 S	2/2010	McClaskie	
D609,890 S	2/2010	McClaskie	
D610,787 S	* 3/2010	McClaskie	D2/952
D653,021 S	* 1/2012	McClaskie	D2/952

D654,257 S	* 2/2012	McClaskie	D2/952
D654,258 S	* 2/2012	McClaskie	D2/952
D654,675 S	* 2/2012	McClaskie	D2/952
D654,676 S	* 2/2012	McClaskie	D2/952
D655,900 S	* 3/2012	McClaskie	D2/951

* cited by examiner

Primary Examiner — T. Chase Nelson

(74) *Attorney, Agent, or Firm* — St. Onge Steward Johnston
& Reens LLC

(57) **CLAIM**

The ornamental design for a boot, as shown and described.

DESCRIPTION

FIG. 1 is a bottom perspective view of a boot in accordance with the new design;

FIG. 2 is a bottom view thereof;

FIG. 3 is a top view thereof;

FIG. 4 is a right side view thereof;

FIG. 5 is a left side view thereof;

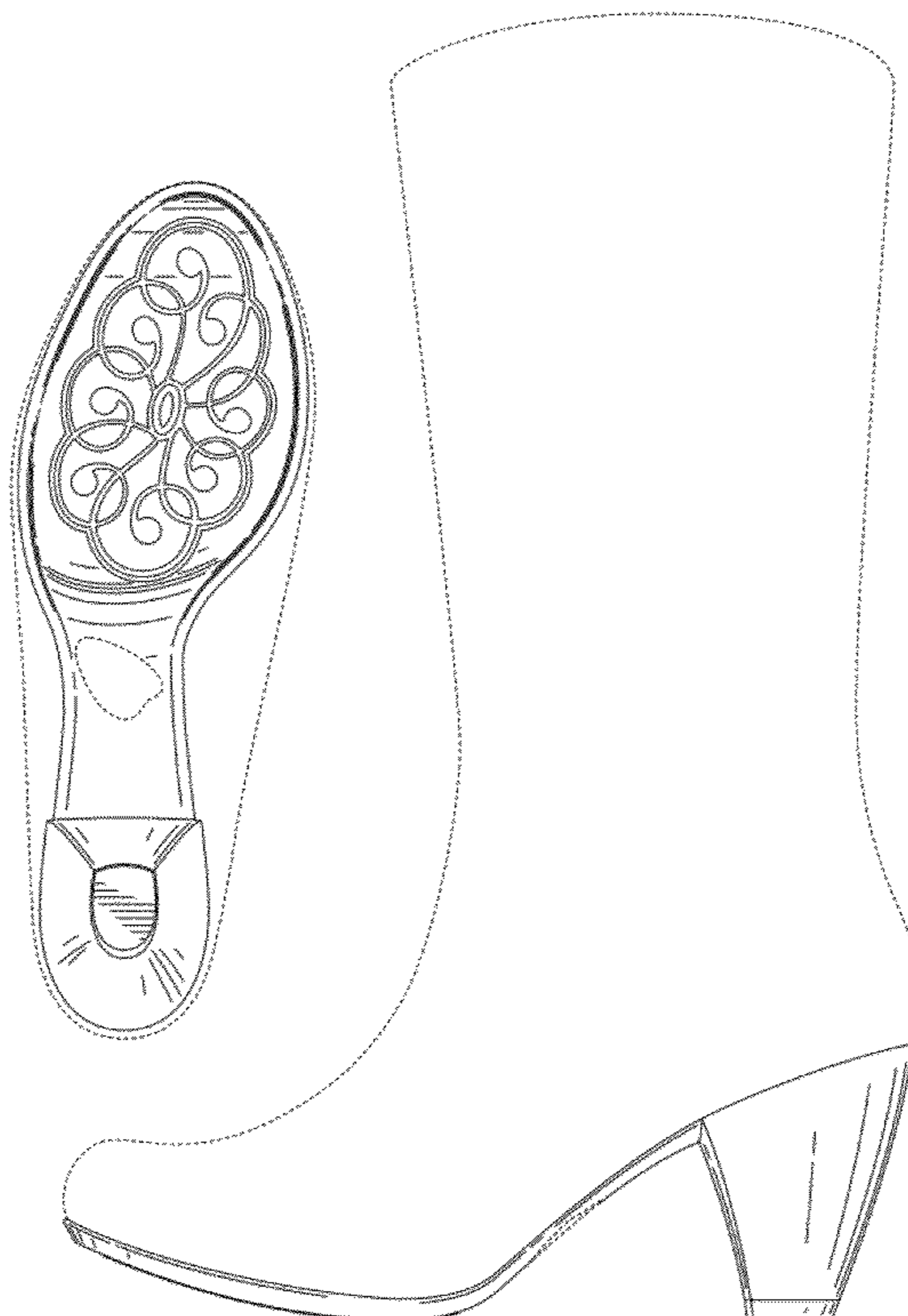
FIG. 6 is a front view thereof;

FIG. 7 is a rear view thereof; and,

FIG. 8 is an enlarged perspective view of the area labeled "8" in FIG. 1.

The boot upper shown in broken lines in FIGS. 1-7 is for environmental purposes only and forms no part of the claimed design. The broken lines shown in each arch area of FIGS. 1, 2, 4, 5 and 7 represent boundaries of the design with the lines themselves and the areas within them forming no part of the claimed design.

1 Claim, 8 Drawing Sheets



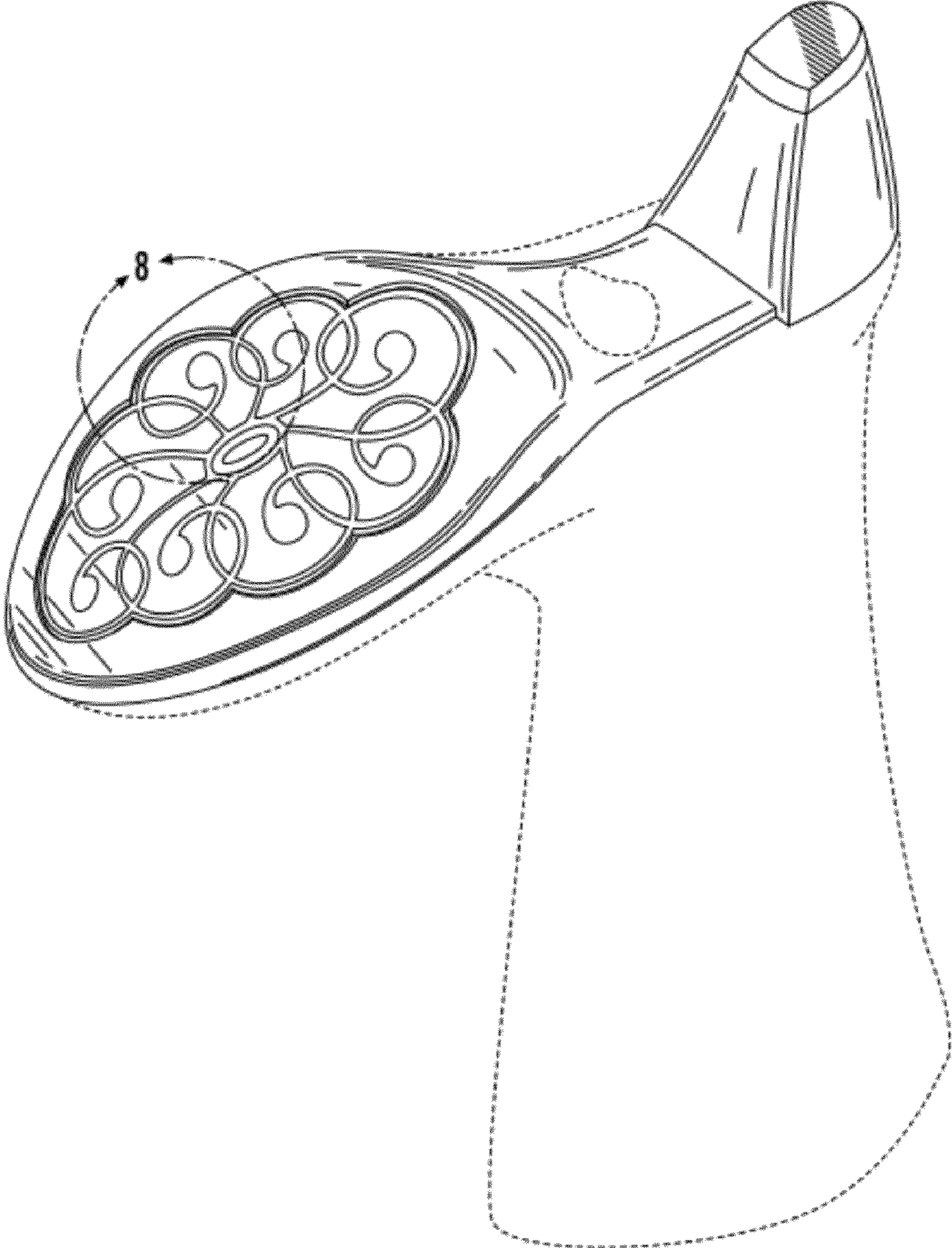


FIG. 1

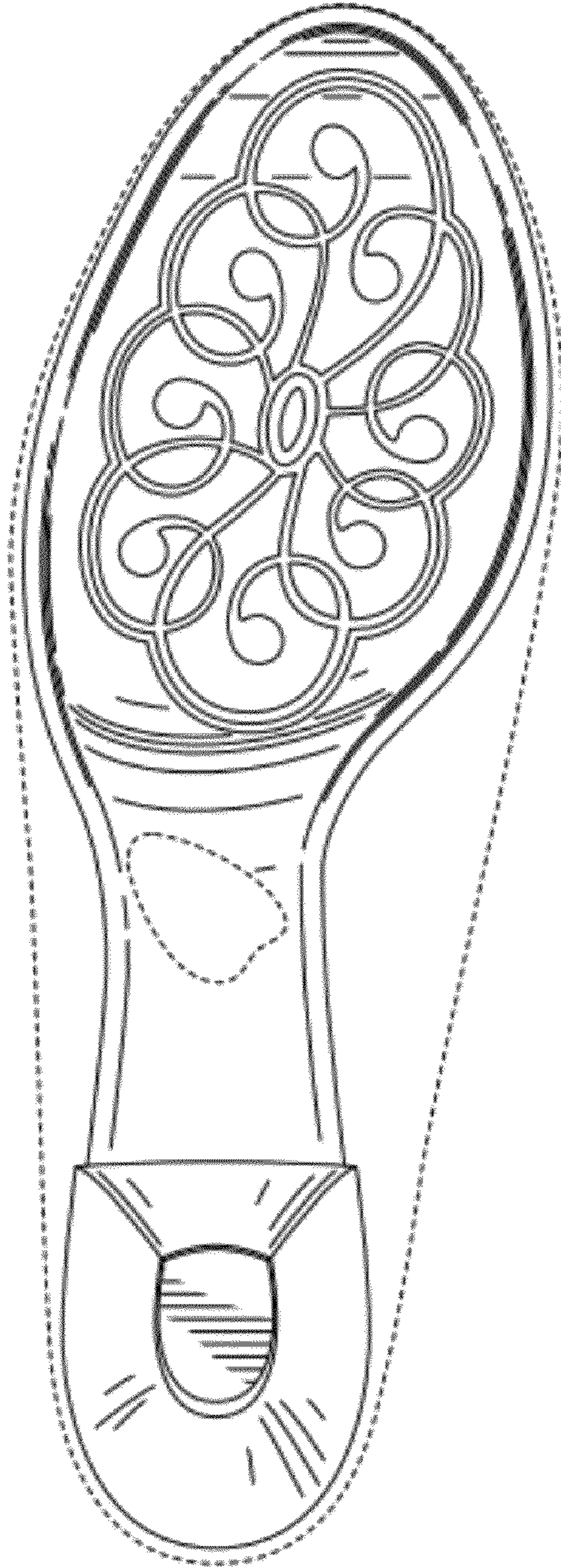


FIG. 2

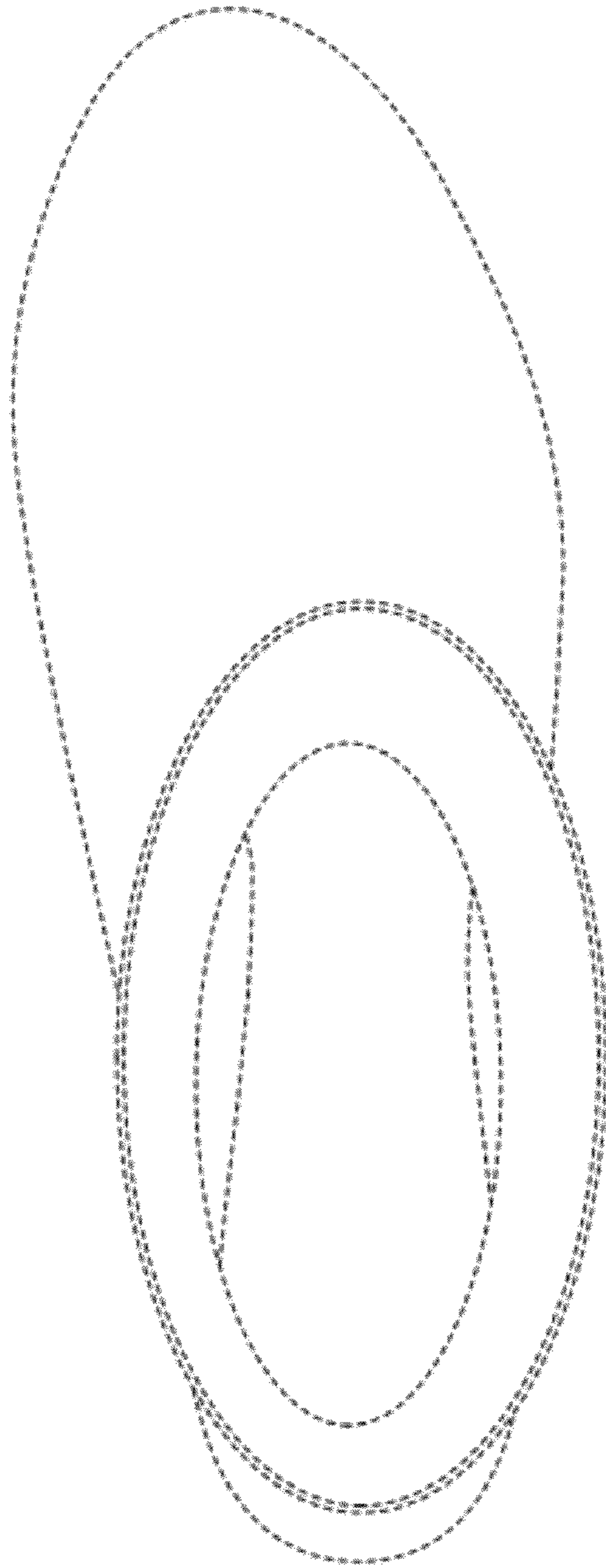


FIG. 3



FIG. 4



FIG. 5




FIG. 6

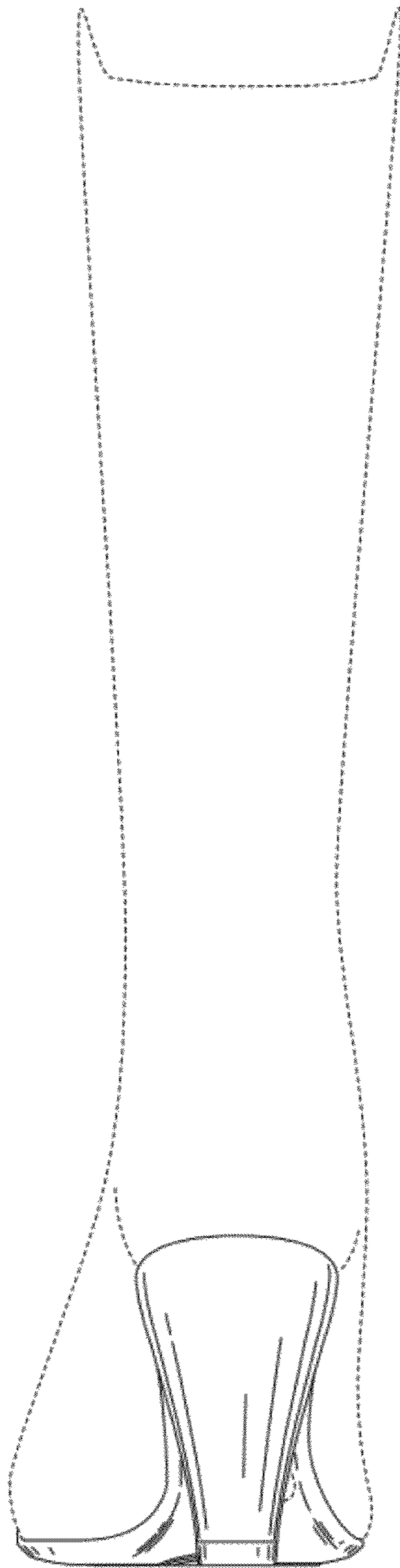


FIG. 7




FIG. 8