

US00D664750S

(12) **United States Design Patent**  
**McClaskie**

(10) **Patent No.:** **US D664,750 S**

(45) **Date of Patent:** **\*\* Aug. 7, 2012**

(54) **BOOT**

(75) Inventor: **Thomas E. McClaskie**, Bethlehem, PA  
(US)

(73) Assignee: **Columbia Insurance Company**,  
Omaha, NE (US)

(\*\*) Term: **14 Years**

(21) Appl. No.: **29/407,345**

(22) Filed: **Nov. 28, 2011**

(51) **LOC (9) Cl.** ..... **02-04**

(52) **U.S. Cl.** ..... **D2/951; D2/953**

(58) **Field of Classification Search** ..... D2/902,  
D2/906, 908, 916, 918, 925, 946-962, 977;  
36/3 B, 22 R, 24.5, 25 R, 28, 32 R, 34 R,  
36/59 C, 67 A, 103

See application file for complete search history.

(56) **References Cited**

**U.S. PATENT DOCUMENTS**

D399,341 S	10/1998	Munns	
D475,509 S *	6/2003	Avar	D2/947
D489,520 S *	5/2004	Matis et al.	D2/952
D497,704 S *	11/2004	Wu	D2/953
D513,840 S *	1/2006	Urie et al.	D2/953
D513,842 S *	1/2006	Paytavi	D2/957
D542,015 S *	5/2007	McClaskie	D2/952
D545,534 S	7/2007	McClaskie	
D554,331 S	11/2007	Matis	
D557,883 S *	12/2007	McClaskie	D2/952
D557,886 S *	12/2007	McClaskie	D2/957
D561,433 S	2/2008	McClaskie	
D571,087 S *	6/2008	Dillenbeck et al.	D2/953
D571,088 S *	6/2008	St-Louis et al.	D2/953
D572,446 S	7/2008	Schoenborn et al.	
D583,138 S *	12/2008	McClaskie	D2/953
D585,634 S *	2/2009	McClaskie	D2/952
D586,993 S	2/2009	Banik et al.	
D593,292 S	6/2009	McClaskie	
D597,288 S *	8/2009	McClaskie	D2/959
D599,991 S *	9/2009	McClaskie	D2/952
D600,433 S *	9/2009	Issler	D2/952

D601,333 S *	10/2009	McClaskie	D2/952
D603,594 S *	11/2009	McClaskie	D2/953
D605,836 S *	12/2009	Foust	D2/951
D606,732 S *	12/2009	McClaskie	D2/951
D606,733 S	12/2009	McClaskie	
D607,190 S *	1/2010	McClaskie	D2/952
D608,996 S *	2/2010	McClaskie	D2/952
D609,887 S *	2/2010	McClaskie	D2/952
D609,889 S *	2/2010	McClaskie	D2/952
D610,787 S *	3/2010	McClaskie	D2/952
D611,235 S *	3/2010	McClaskie	D2/952
D617,540 S	6/2010	McClaskie	
D618,893 S *	7/2010	McClaskie	D2/953
D619,342 S *	7/2010	McClaskie	D2/953
D619,344 S *	7/2010	Favreau et al.	D2/957
D619,794 S *	7/2010	McClaskie	D2/957
D620,692 S *	8/2010	McClaskie	D2/959
D621,145 S *	8/2010	McClaskie	D2/953
D621,146 S *	8/2010	McClaskie	D2/957

(Continued)

*Primary Examiner* — T. Chase Nelson

(74) *Attorney, Agent, or Firm* — St. Onge Steward Johnston  
& Reens LLC

(57) **CLAIM**

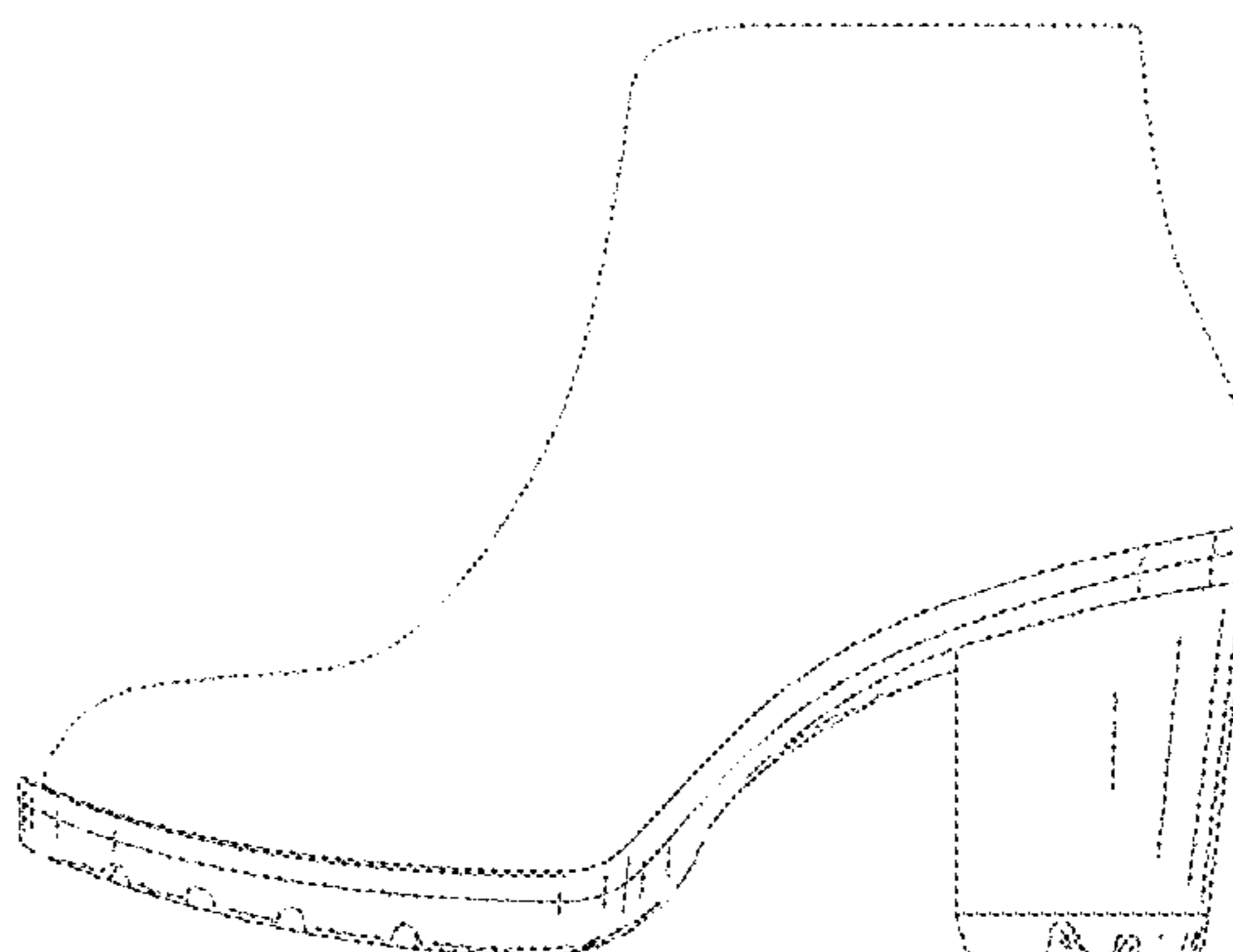
The ornamental design for a boot, as shown and described.

**DESCRIPTION**

FIG. 1 is a bottom perspective view of a boot in accordance with the new design;  
FIG. 2 is a bottom view thereof;  
FIG. 3 is a top view thereof;  
FIG. 4 is a right side view thereof;  
FIG. 5 is a left side view thereof;  
FIG. 6 is a front view thereof; and,  
FIG. 7 is a rear view thereof.

The boot upper shown in broken lines in FIGS. 1-7 is for environmental purposes only and forms no part of the claimed design. The broken lines shown in each arch area of FIGS. 1, 2, 4 and 5 represent boundaries of the design with the lines themselves and the areas within them forming no part of the claimed design.

**1 Claim, 7 Drawing Sheets**



# US D664,750 S

Page 2

---

## U.S. PATENT DOCUMENTS

D622,492 S *	8/2010	McClaskie .....	D2/952	D643,191 S *	8/2011	McClaskie .....	D2/951
D623,836 S *	9/2010	McClaskie .....	D2/952	D643,192 S *	8/2011	McClaskie .....	D2/951
D624,738 S *	10/2010	McClaskie .....	D2/952	D643,193 S *	8/2011	McClaskie .....	D2/951
D626,735 S *	11/2010	McClaskie .....	D2/959	D645,237 S *	9/2011	McClaskie .....	D2/951
D627,145 S *	11/2010	McClaskie .....	D2/952	D645,240 S *	9/2011	McClaskie .....	D2/959
D627,548 S	11/2010	McClaskie		D645,649 S *	9/2011	McClaskie .....	D2/951
D631,646 S *	2/2011	Muller .....	D2/954	D645,650 S *	9/2011	McClaskie .....	D2/951
D635,753 S *	4/2011	Ng .....	D2/951	2011/0197469 A1 *	8/2011	Nishiwaki et al. ....	36/28
D643,190 S *	8/2011	McClaskie .....	D2/951				

\* cited by examiner

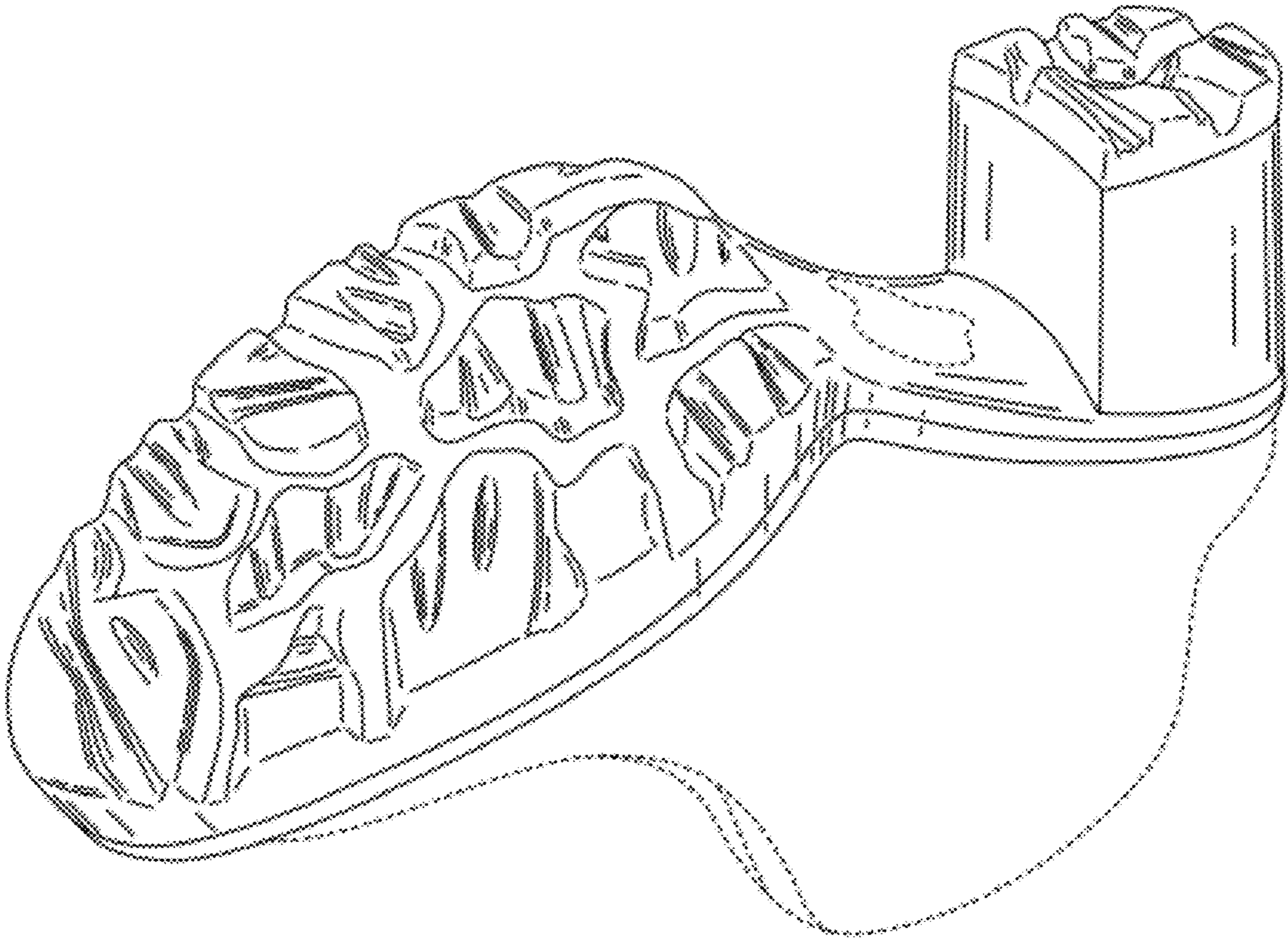


FIG. 1

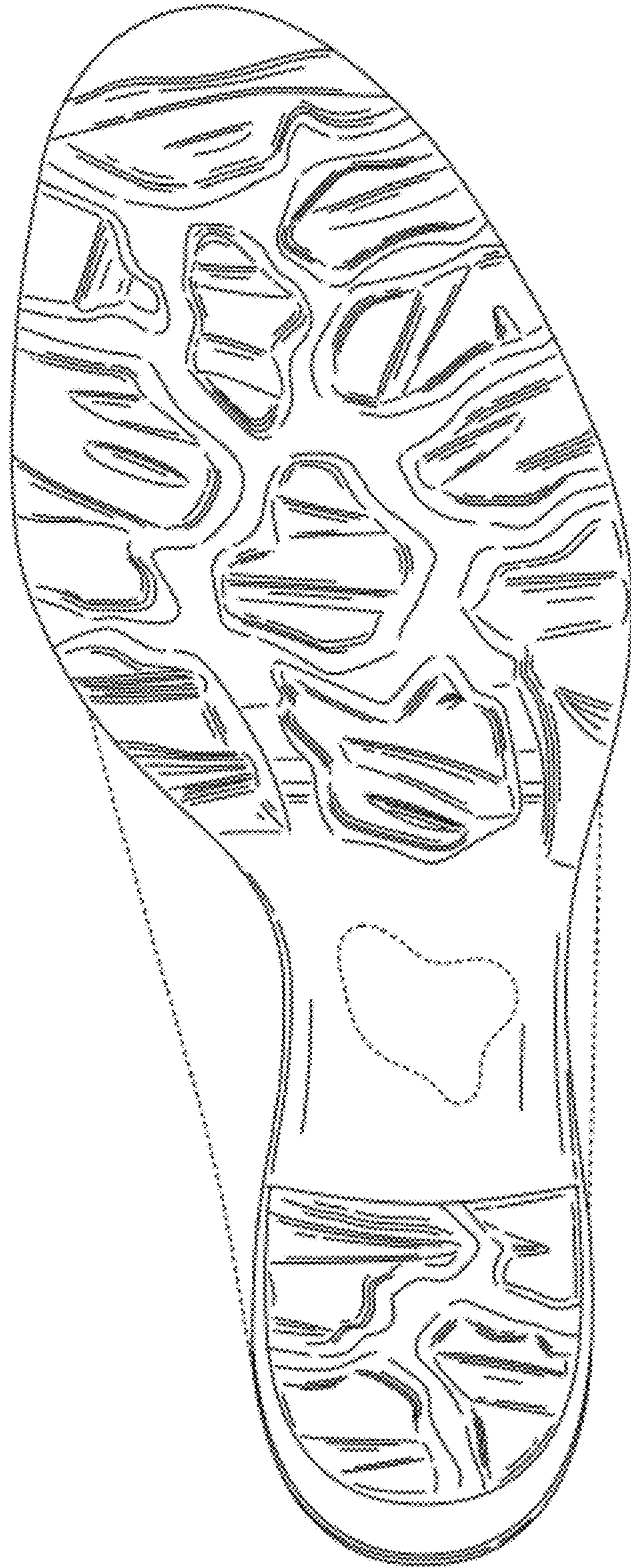


FIG. 2

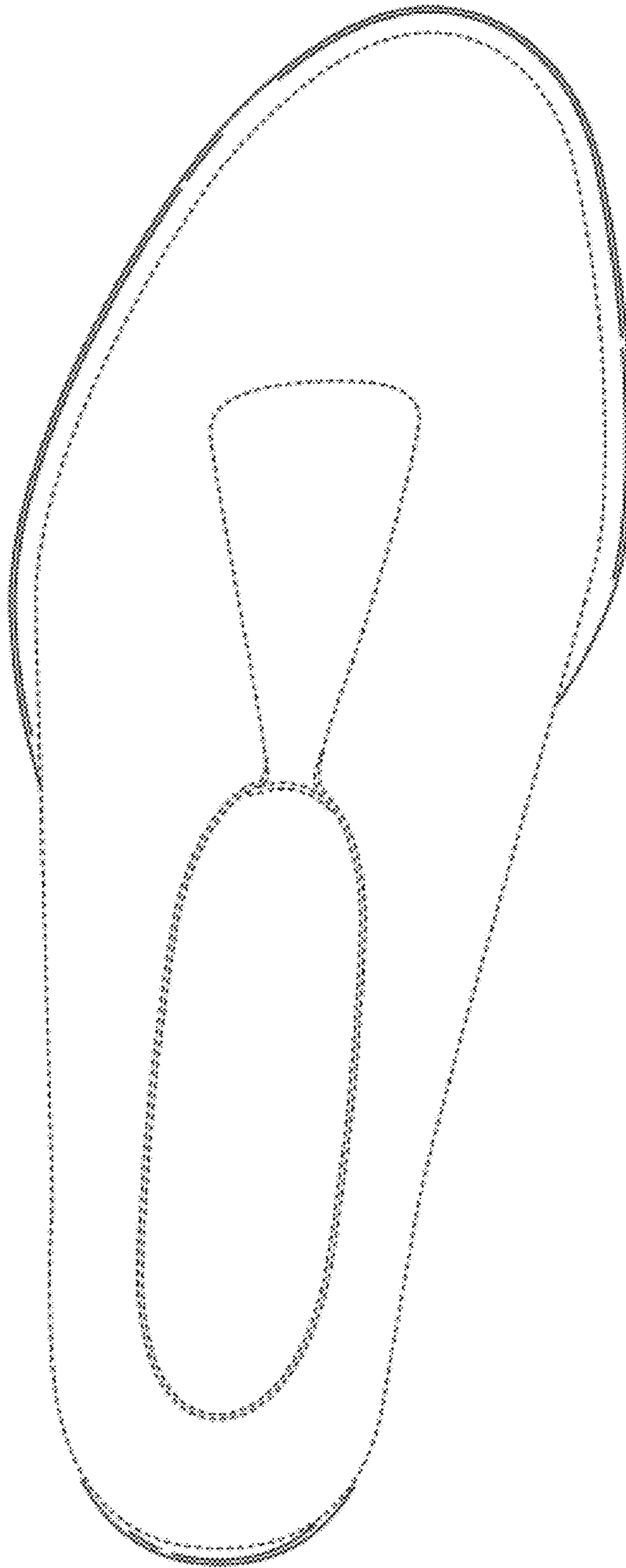


FIG. 3

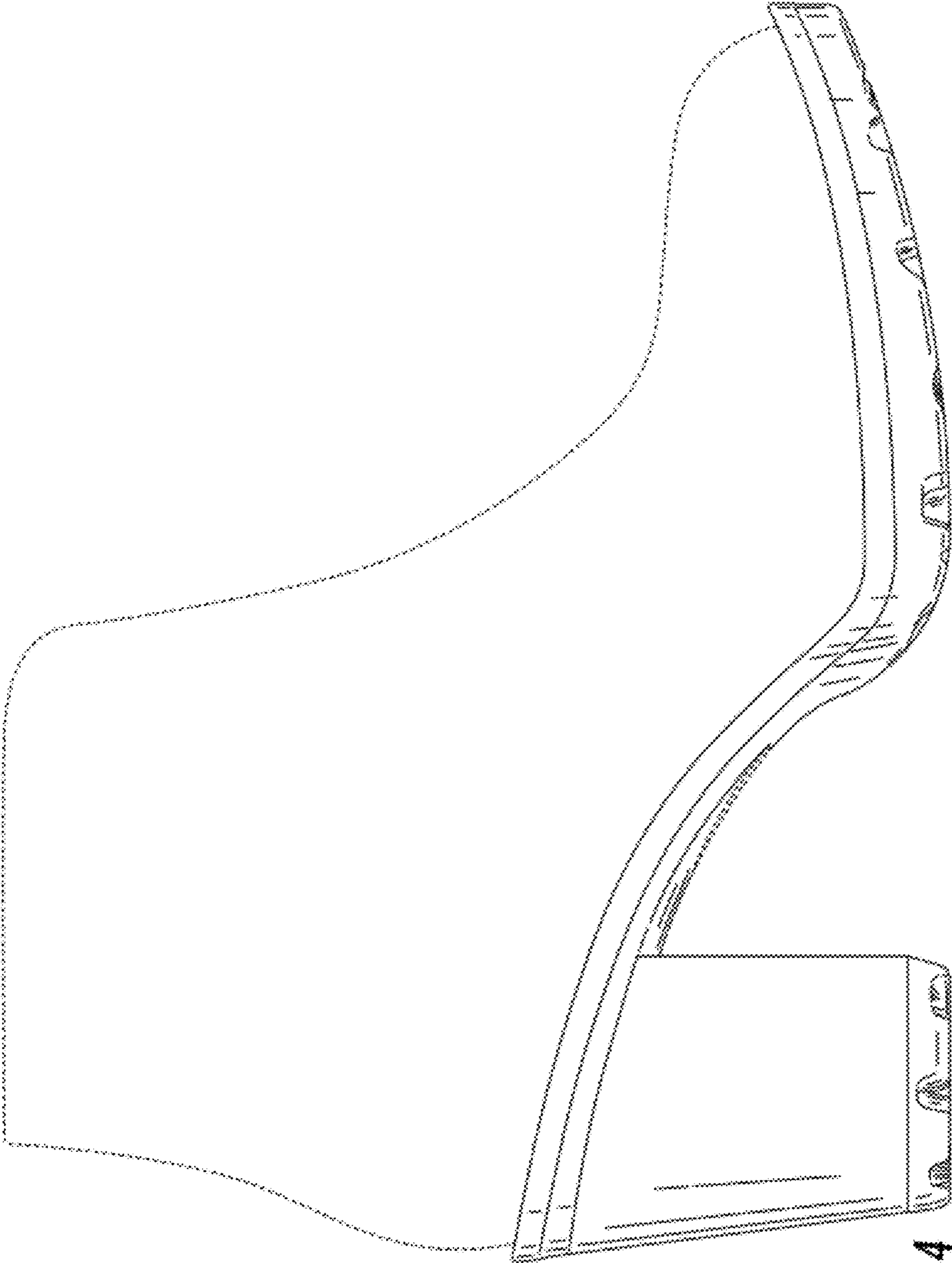
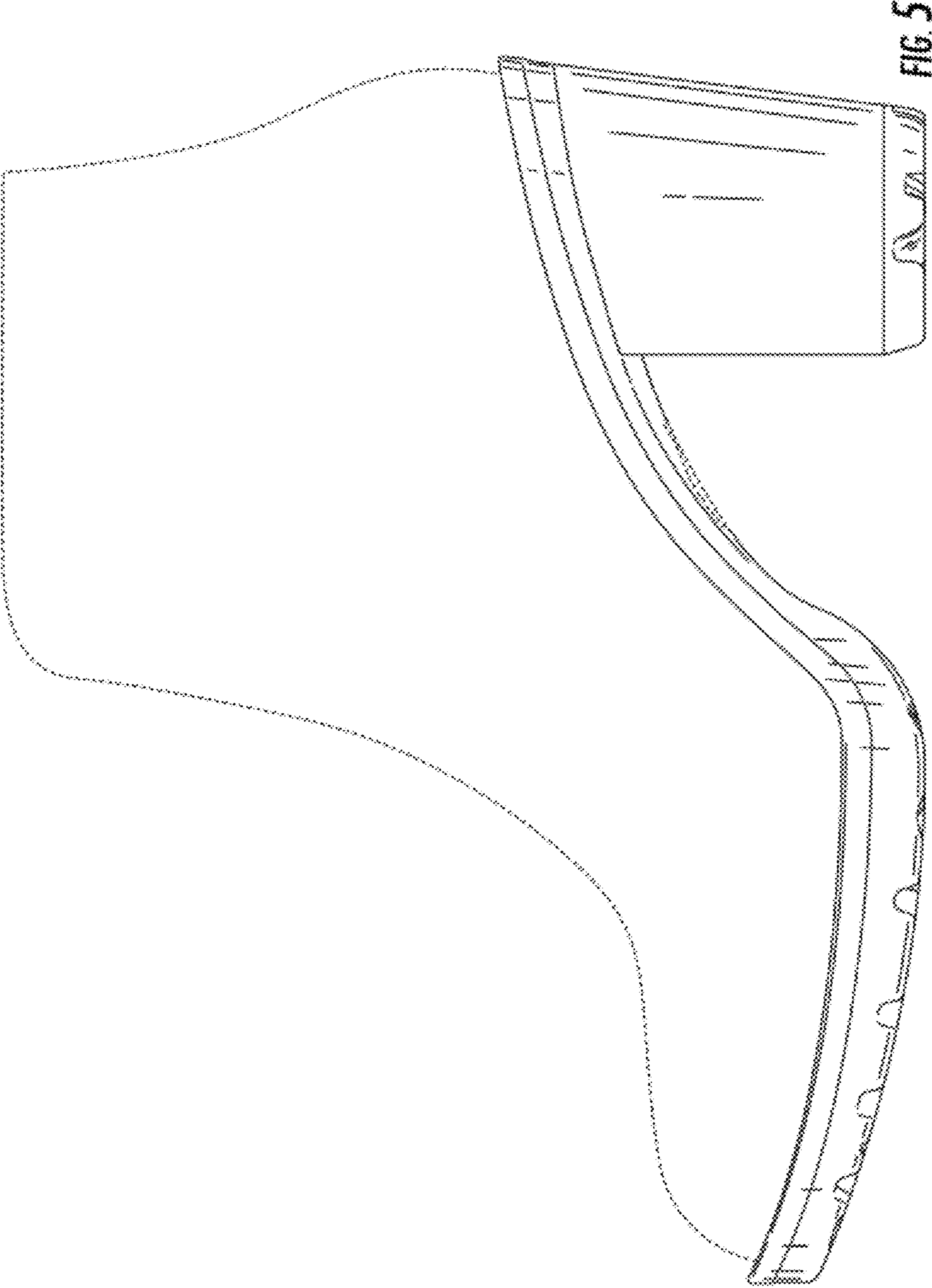


FIG. 4



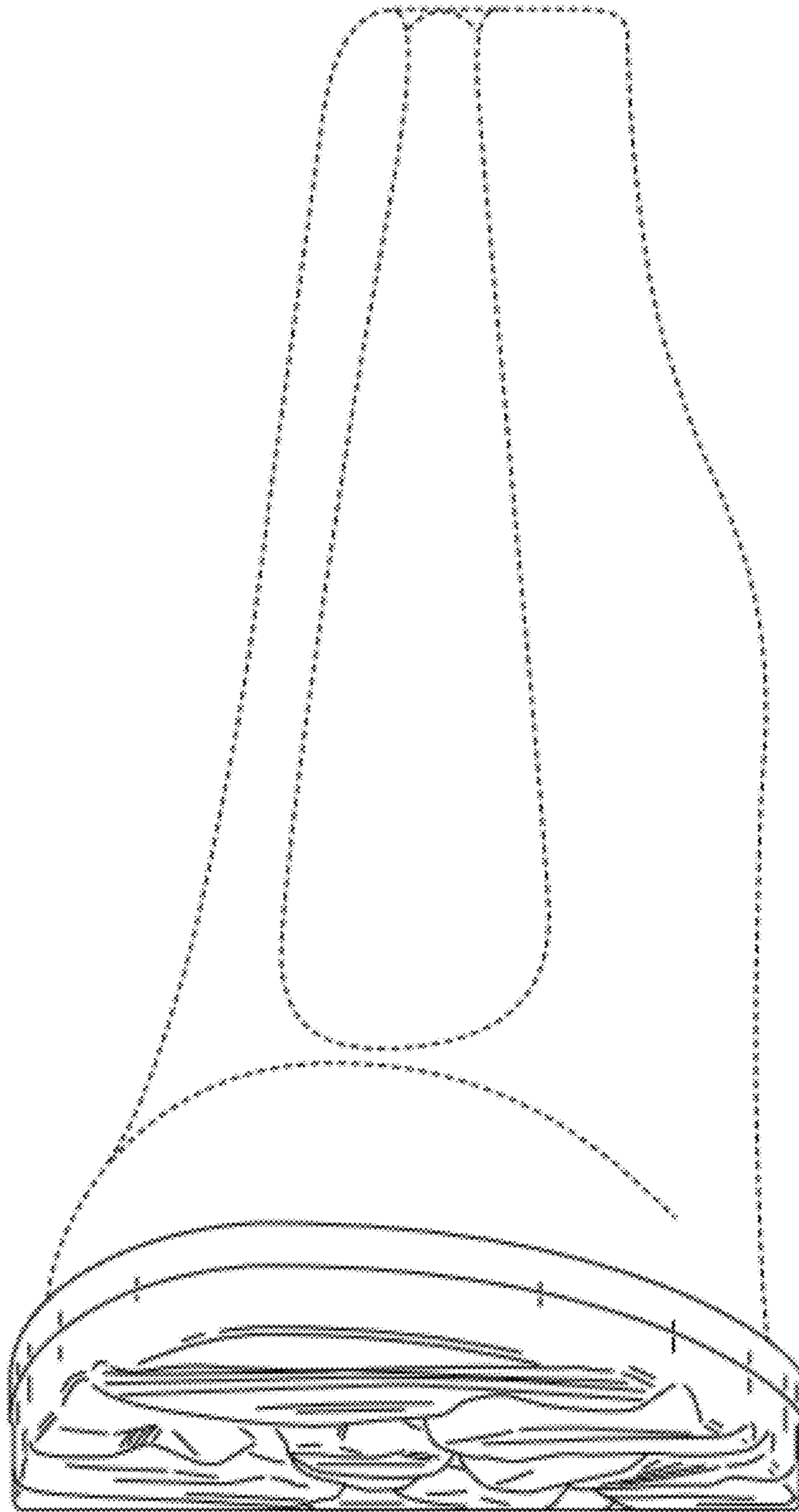


FIG. 6



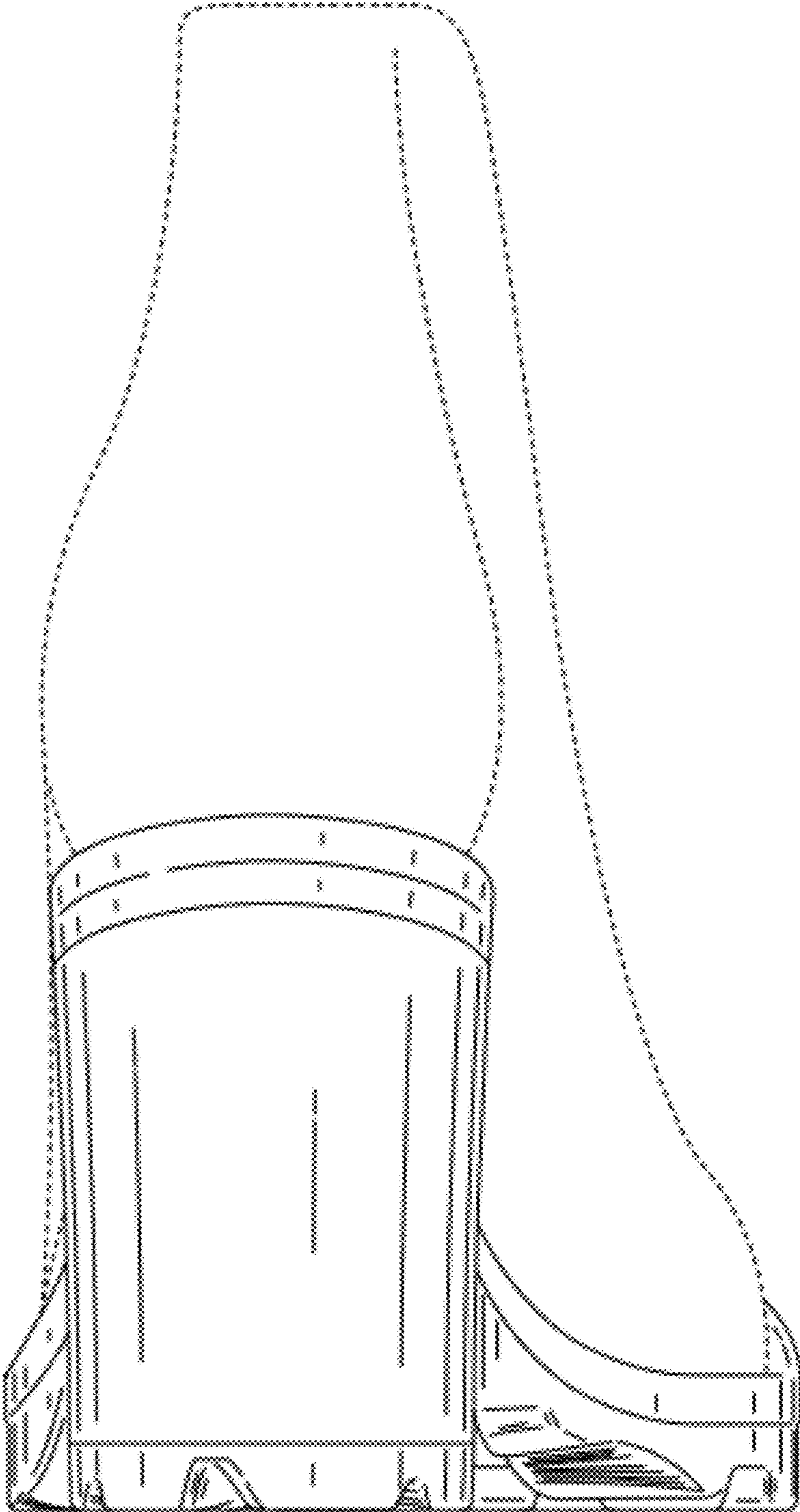


FIG. 7