

US00D664747S

(12) **United States Design Patent**  
**Ma**

(10) **Patent No.:** **US D664,747 S**

(45) **Date of Patent:** **\*\* Aug. 7, 2012**

(54) **SANDAL WITH INTERCHANGEABLE STRAP AND BASE**

D599,089 S \* 9/2009 Liow ..... D2/917  
D619,341 S \* 7/2010 Fu ..... D2/917  
2008/0168682 A1\* 7/2008 Le ..... 36/101

\* cited by examiner

(76) Inventor: **Theresa Ma**, Hayward, CA (US)

(\*\*) Term: **14 Years**

*Primary Examiner* — Robert M Spear  
*Assistant Examiner* — Rashida C McCoy

(21) Appl. No.: **29/397,888**

(74) *Attorney, Agent, or Firm* — Kevin Prince

(22) Filed: **Jul. 22, 2011**

(57) **CLAIM**

(51) **LOC (9) Cl.** ..... **02-04**

What is claimed is the ornamental design for a sandal with interchangeable strap and base, as shown and described.

(52) **U.S. Cl.** ..... **D2/917**

(58) **Field of Classification Search** ..... D02/896–900,  
D02/903, 916–925, 943, 946, 969, 971, 976;  
36/7.3, 7.5, 11.5, 45, 88–92, 94, 100, 101  
See application file for complete search history.

**DESCRIPTION**

(56) **References Cited**

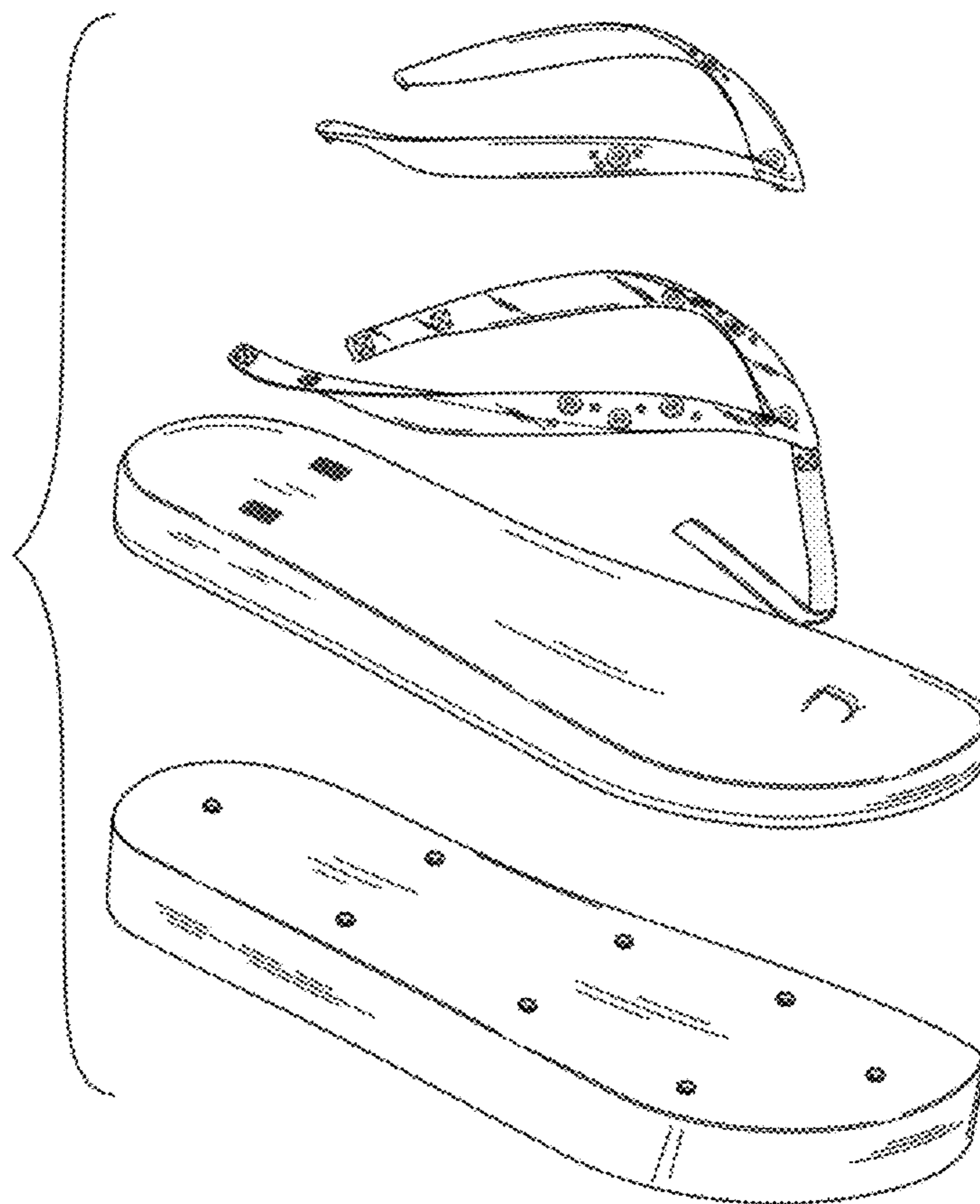
U.S. PATENT DOCUMENTS

D167,533	S *	8/1952	Pastine	.....	D2/917
3,978,596	A *	9/1976	Brown et al.	.....	36/11.5
4,172,330	A *	10/1979	Kao	.....	36/11.5
D500,397	S *	1/2005	Dal Magro et al.	.....	D2/917
6,904,706	B2 *	6/2005	Jones et al.	.....	36/11.5
D521,213	S *	5/2006	Jarmon Mouchi et al.	....	D2/946
D523,214	S *	6/2006	Jarmon Mouchi et al.	....	D2/946
7,222,442	B2 *	5/2007	Hillyer et al.	.....	36/11.5

FIG. 1 is an exploded top perspective view, showing my new design;  
FIG. 2 is an exploded bottom perspective view thereof;  
FIG. 3 is a front elevational view thereof;  
FIG. 4 is a rear elevational view thereof;  
FIG. 5 is a right-side elevational view thereof;  
FIG. 6 is a left-side elevational view of thereof; and,  
FIG. 7 is a top plan view of FIG. 1.

The broken lines showing a tread surface in FIG. 2 are environmental matter, and form no part of the claimed design. The bottom plan view forms no part of the claimed design.

**1 Claim, 5 Drawing Sheets**






FIG. 1

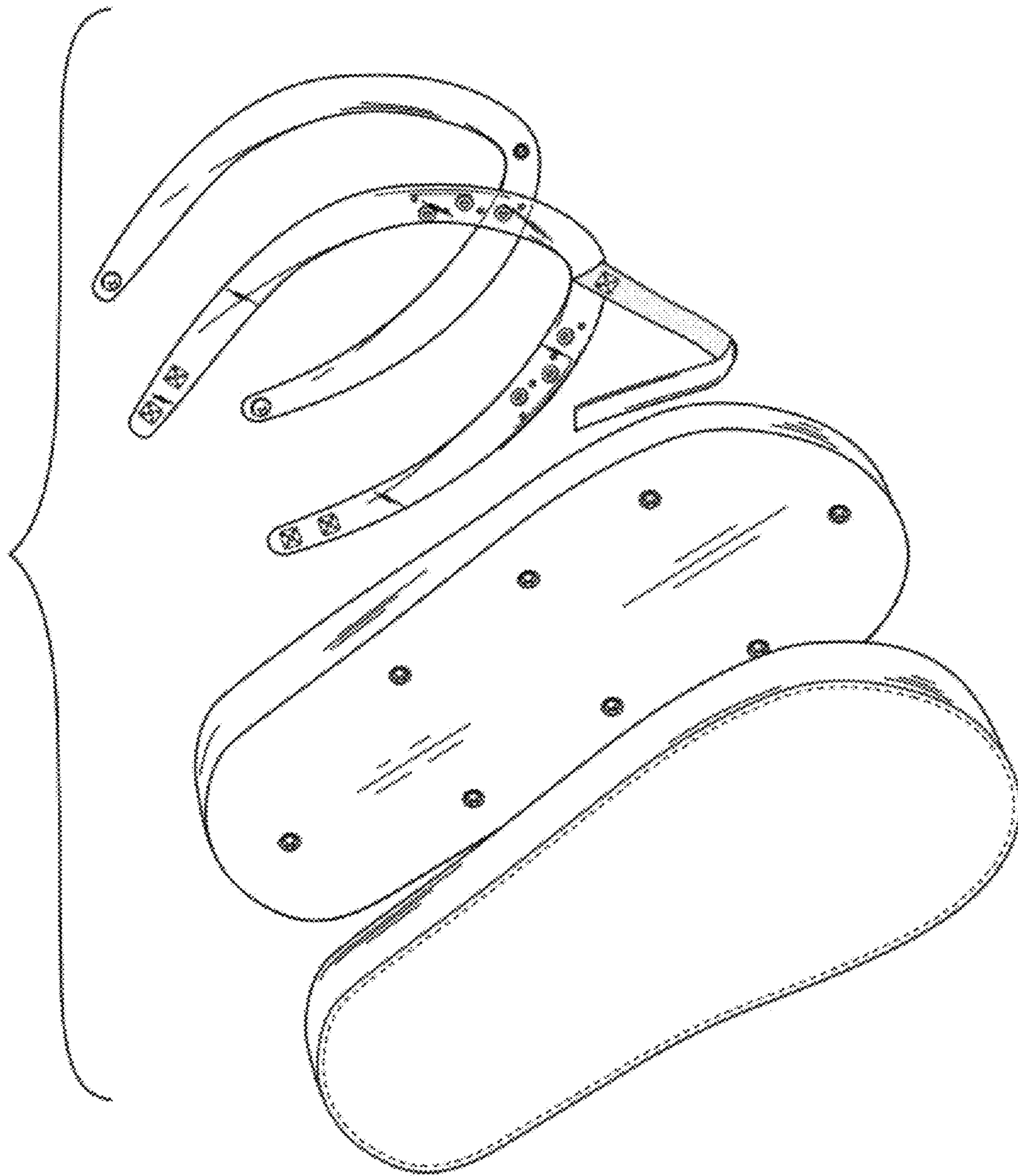


FIG. 2

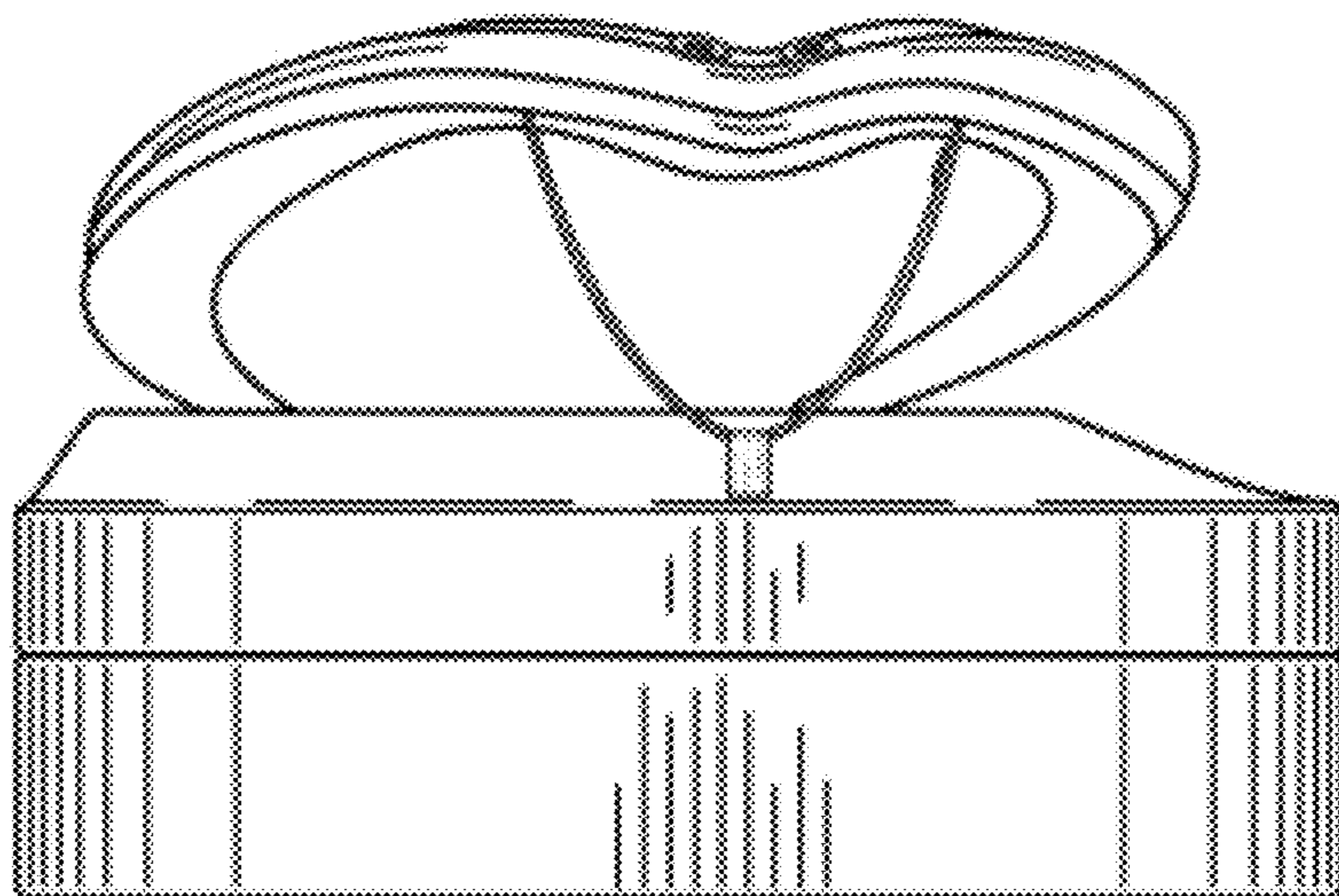


FIG. 3

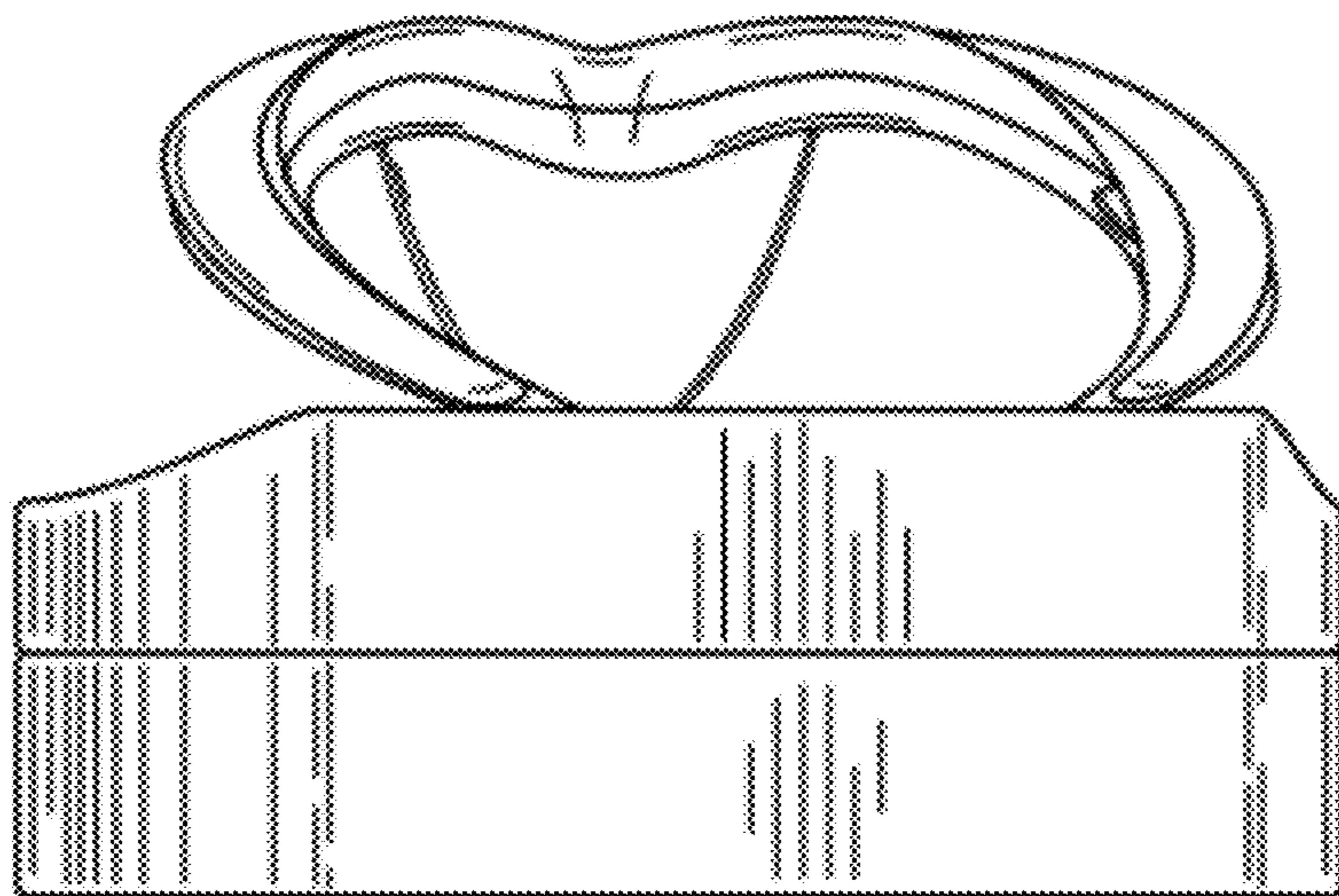


FIG. 4

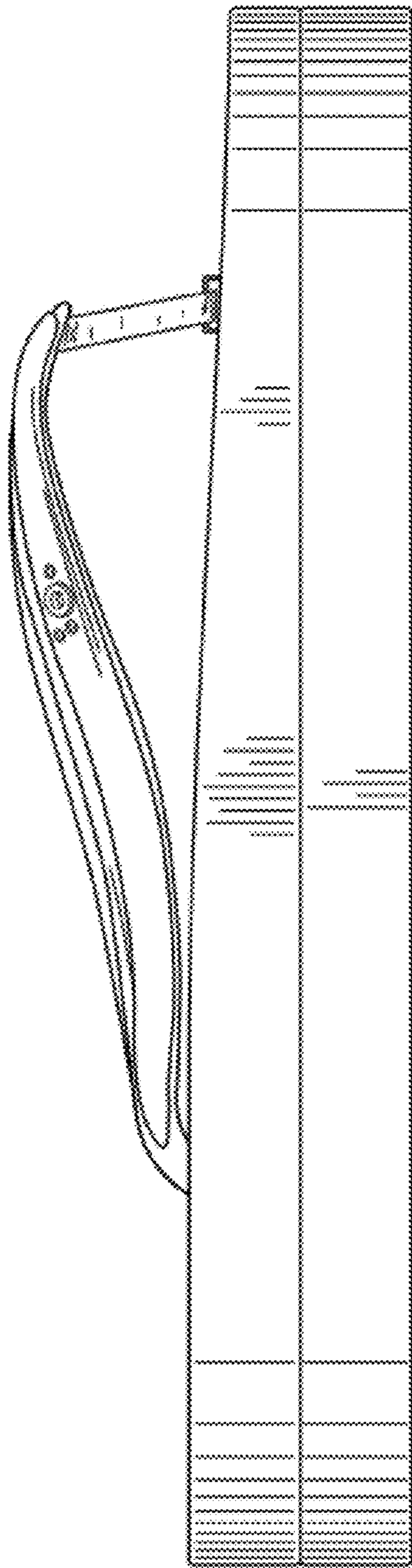


FIG. 5

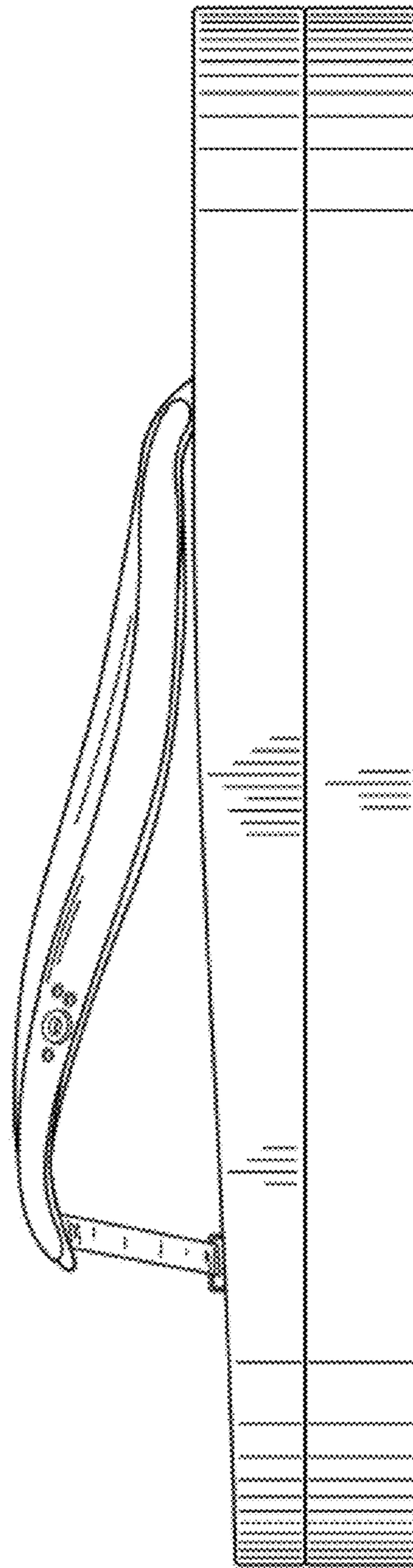


FIG. 6

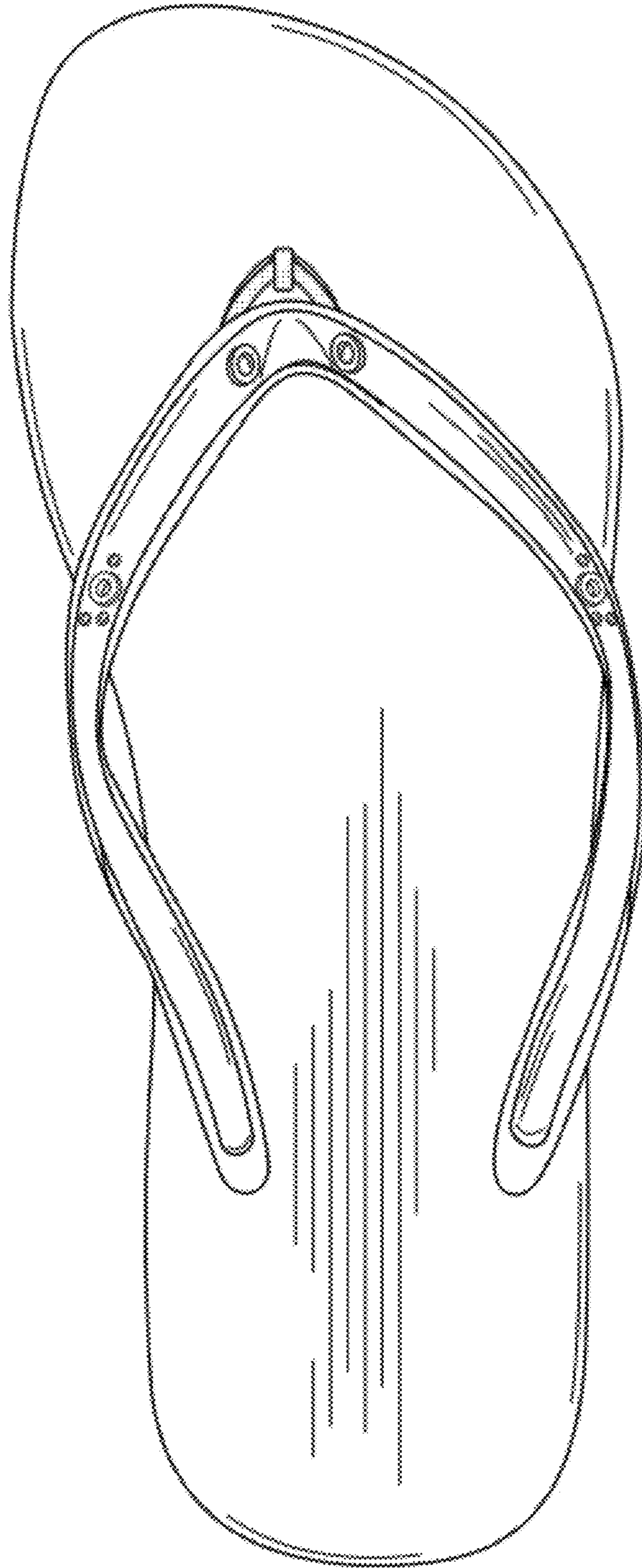


FIG. 7