

US00D664741S

(12) **United States Design Patent**
Scott

(10) **Patent No.:** **US D664,741 S**

(45) **Date of Patent:** **** Aug. 7, 2012**

(54) **NOVELTY HEADWEAR**

(76) **Inventor:** **Brad Scott, London (CA)**

(**) **Term:** **14 Years**

(21) **Appl. No.:** **29/377,129**

(22) **Filed:** **Oct. 18, 2010**

(51) **LOC (9) Cl.** **02-03**

(52) **U.S. Cl.** **D2/871**

(58) **Field of Classification Search** D2/865,
D2/866, 875, 876, 877, 878, 879, 880, 881,
D2/882, 883, 884, 886, 888, 891, 892, 893,
D2/894, 895; D29/102, 103, 104, 105, 106,
D29/107, 122; 2/10, 171, 171.01, 171.3,
2/173.5, 175.1, 175.4, 183, 195.1, 195.3,
2/200.1, 209.12, 209.13, 410, 425, DIG. 11;
40/329

See application file for complete search history.

(56) **References Cited**

U.S. PATENT DOCUMENTS

2,083,000	A *	6/1937	Bennard	2/209.11
D106,906	S *	11/1937	Ziringer	D20/23
D217,419	S *	5/1970	Rotondo	D11/224
D231,590	S *	5/1974	McKinney	D6/597
4,864,663	A *	9/1989	Horan	2/206
D311,267	S *	10/1990	Pesta	D2/869
D330,950	S *	11/1992	Voepel	D29/106
D382,562	S *	8/1997	Leifer	D14/207
D417,768	S *	12/1999	Siragusa	D2/869
D417,941	S *	12/1999	Bass	D2/869
D426,938	S *	6/2000	Helbig	D2/869
D459,574	S *	7/2002	Schlegel	D2/872
D482,523	S *	11/2003	Friou	D3/226
D485,646	S *	1/2004	Bullard, Jr.	D29/106

D541,398	S *	4/2007	Gentile	D23/348
D552,355	S *	10/2007	Roehrig	D4/103
D589,684	S *	4/2009	Knab	D2/869
2006/0185061	A1 *	8/2006	Wakefield	2/195.1
2009/0205109	A1 *	8/2009	Butler	2/195.1
2011/0094015	A1 *	4/2011	Braun et al.	2/209.13

OTHER PUBLICATIONS

Hat: Union Jack Bunny Ears, [on-line]; [retrieved from the Internet Mar. 26, 2012]; URL: <<http://www.partytogo.co.uk/hat-union-jack-bunny-ears-7451-p.asp>>. (2 pages).*

* cited by examiner

Primary Examiner — Karen E Eldridge Powers

(74) *Attorney, Agent, or Firm* — Mark B. Eisen; Dimock Stratton LLP

(57) **CLAIM**

The ornamental design for a novelty headwear, as shown and described.

DESCRIPTION

FIG. 1 is a perspective view of the novelty headwear shown in condition for wearing.

FIG. 2 is a front elevational view of the novelty headwear.

FIG. 3 is a top plan view of the novelty headwear.

FIG. 4 is a bottom plan view of the novelty headwear.

FIG. 5 is a rear elevational view of the novelty headwear.

FIG. 6 is a side elevational view of the novelty headwear taken from the right side of FIG. 1; and,

FIG. 7 is a side elevational view of the novelty headwear taken from the left side of FIG. 1.

The broken lines shown in the drawings depict unclaimed features.

1 Claim, 3 Drawing Sheets

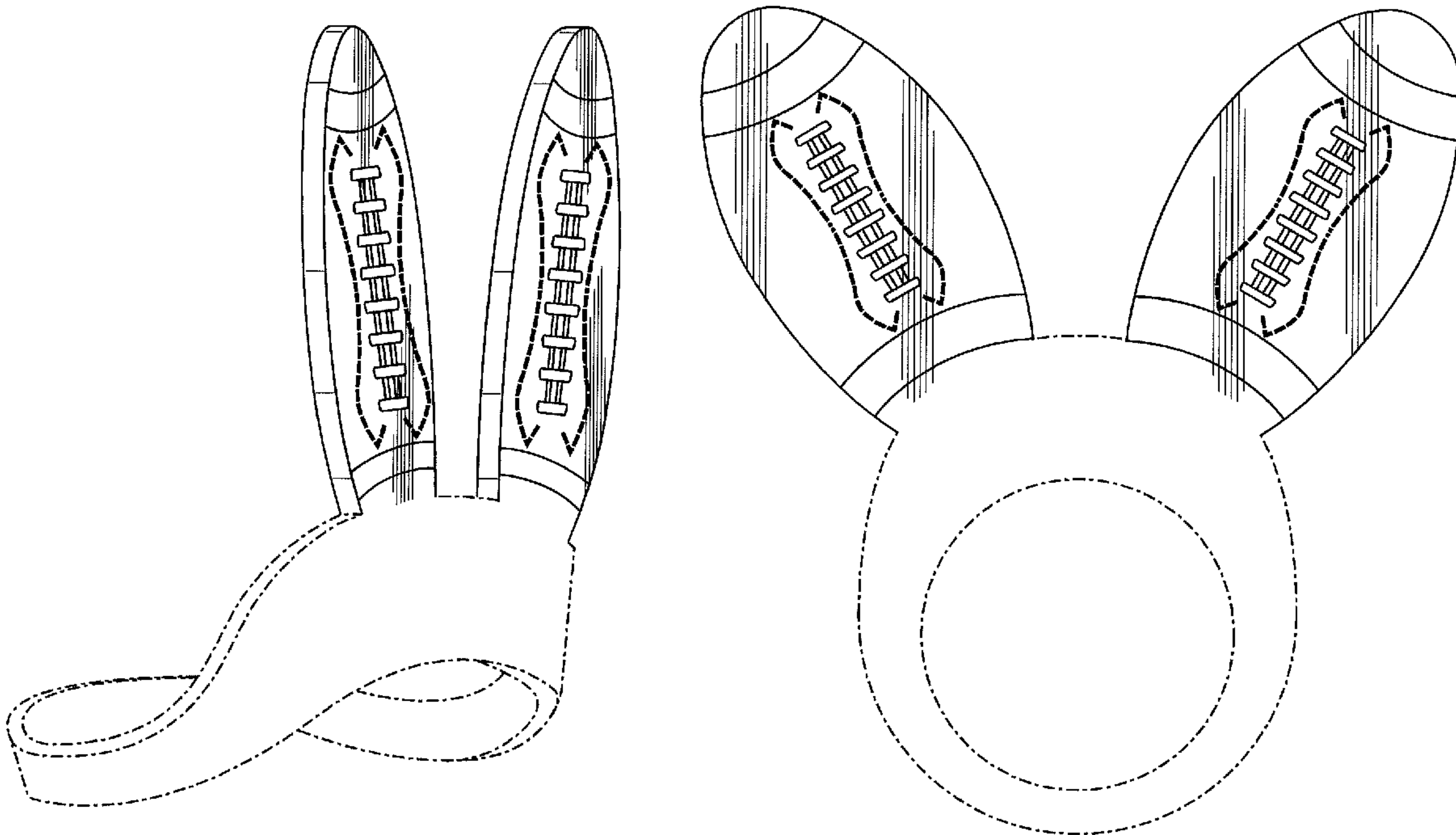


Fig. 1

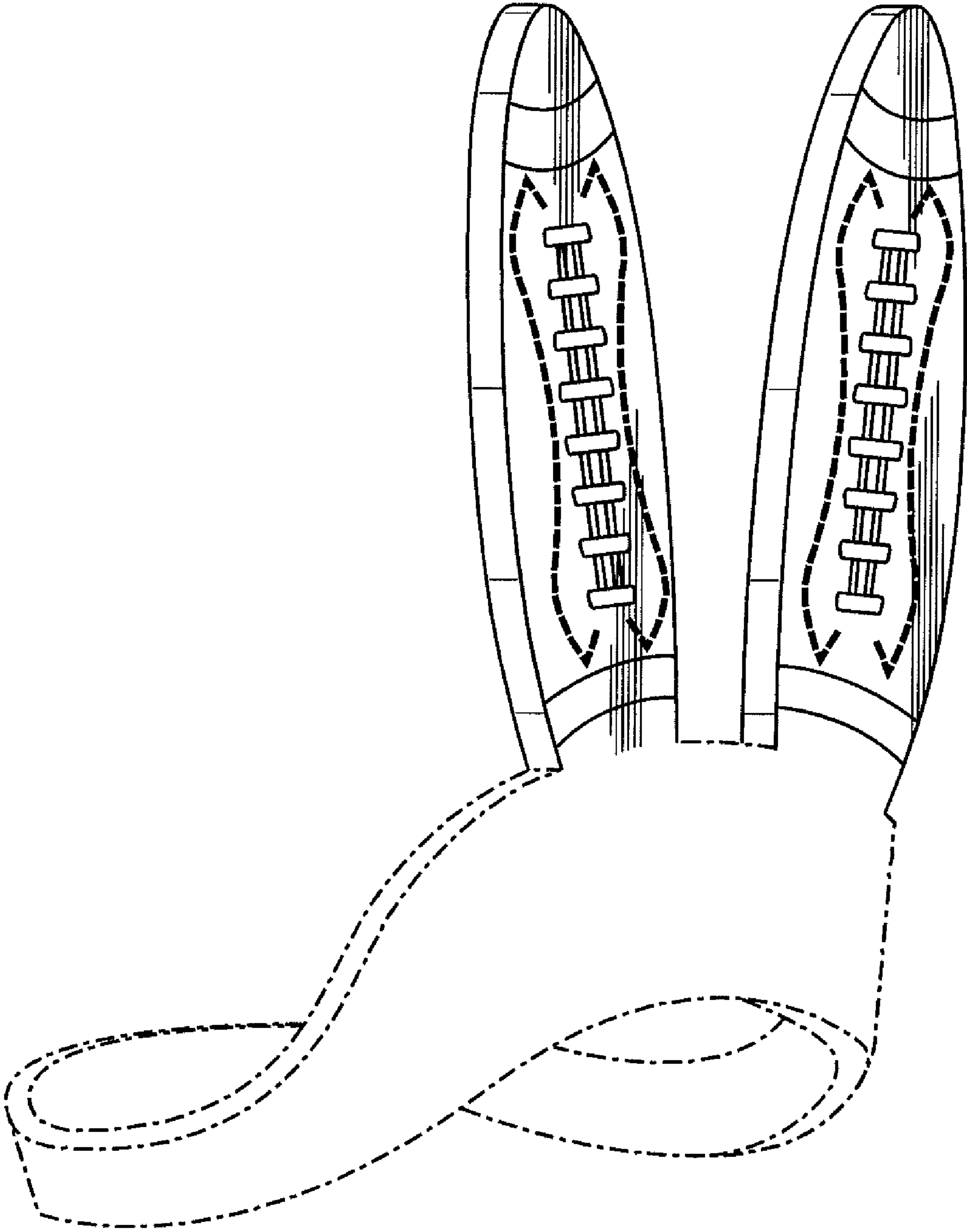


Fig. 2

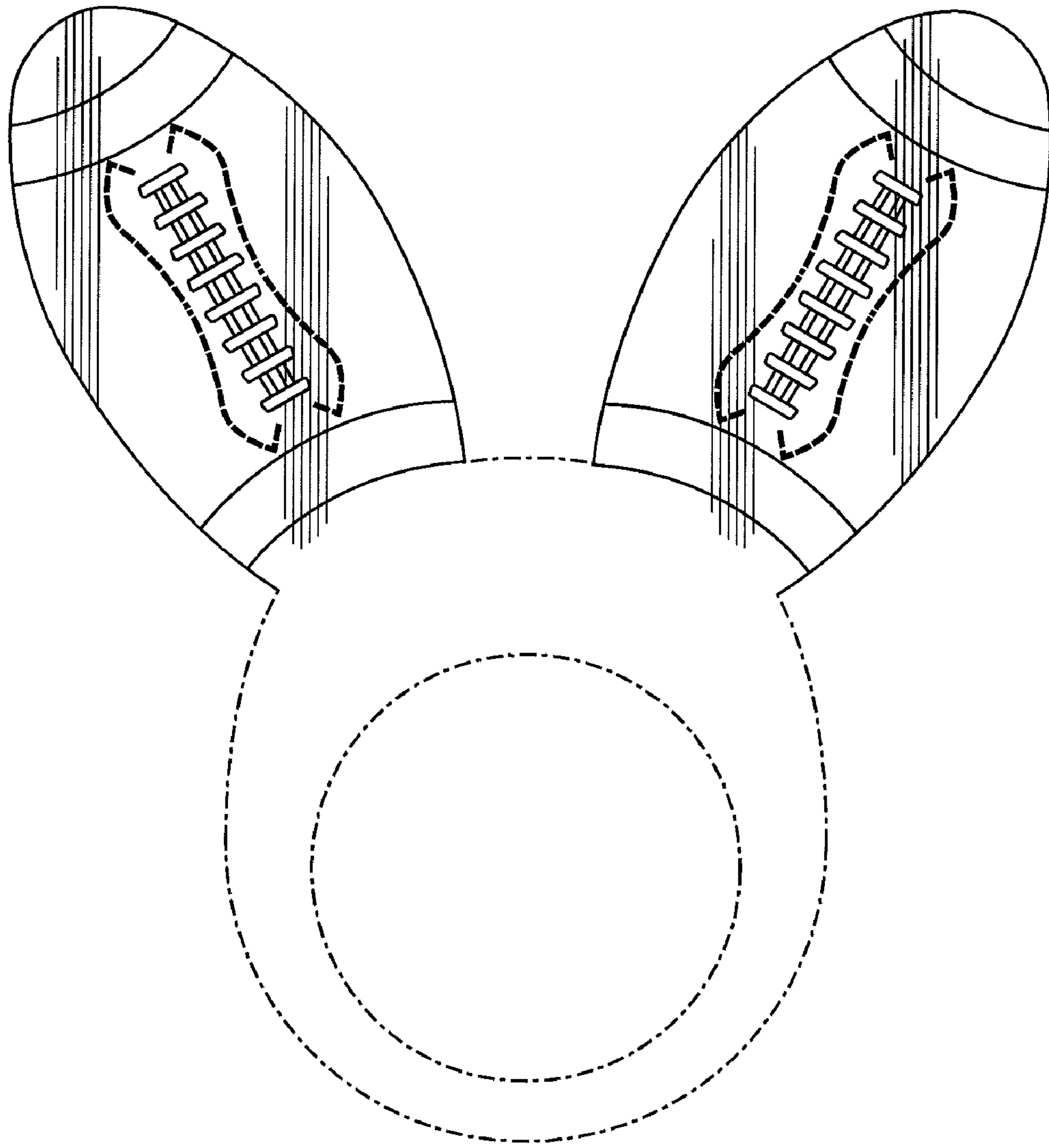


Fig. 3

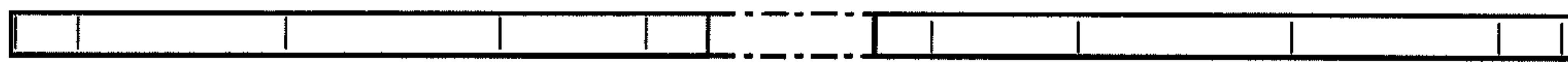


Fig. 4



Fig. 5




Fig. 6

Fig. 7