

US00D664740S

(12) **United States Design Patent**
Alexander

(10) **Patent No.:** **US D664,740 S**

(45) **Date of Patent:** **** Aug. 7, 2012**

(54) **MULTIPLE POCKET APRON**

(75) Inventor: **Jan R. Alexander**, St. Louis, MO (US)

(73) Assignee: **Jan R. Alexander**, St. Louis, MO (US)

(**) Term: **14 Years**

(21) Appl. No.: **29/413,692**

(22) Filed: **Feb. 17, 2012**

(51) **LOC (9) Cl.** **02-02**

(52) **U.S. Cl.** **D2/864**

(58) **Field of Classification Search** D2/860-864;
2/46, 48-49.2, 50-52

See application file for complete search history.

(56) **References Cited**

U.S. PATENT DOCUMENTS

1,816,566	A *	7/1931	Burstein et al.	2/48
1,879,341	A *	9/1932	Lapham	2/102
D133,954	S *	9/1942	Siegle	D2/864
3,115,638	A *	12/1963	Kikas	2/48
D417,062	S *	11/1999	Williams	D2/864
6,219,846	B1 *	4/2001	Toole	2/49.2
D522,719	S *	6/2006	Sanders	D2/864

D575,032	S *	8/2008	Wilson, III	D2/864
D627,953	S *	11/2010	Sammon	D2/864
2010/0083416	A1 *	4/2010	Curry	2/51
2010/0107295	A1 *	5/2010	Krause et al.	2/51

FOREIGN PATENT DOCUMENTS

JP 08311708 A * 11/1996

* cited by examiner

Primary Examiner — Rashida Johnson

(74) *Attorney, Agent, or Firm* — Polsinelli Shughart PC

(57) **CLAIM**

The ornamental design for a multiple pocket apron, as shown and described.

DESCRIPTION

FIG. 1 is a front perspective view of a multiple pocket apron showing my new design;

FIG. 2 is a front view of the multiple pocket apron;

FIG. 3 is a rear view of the multiple pocket apron;

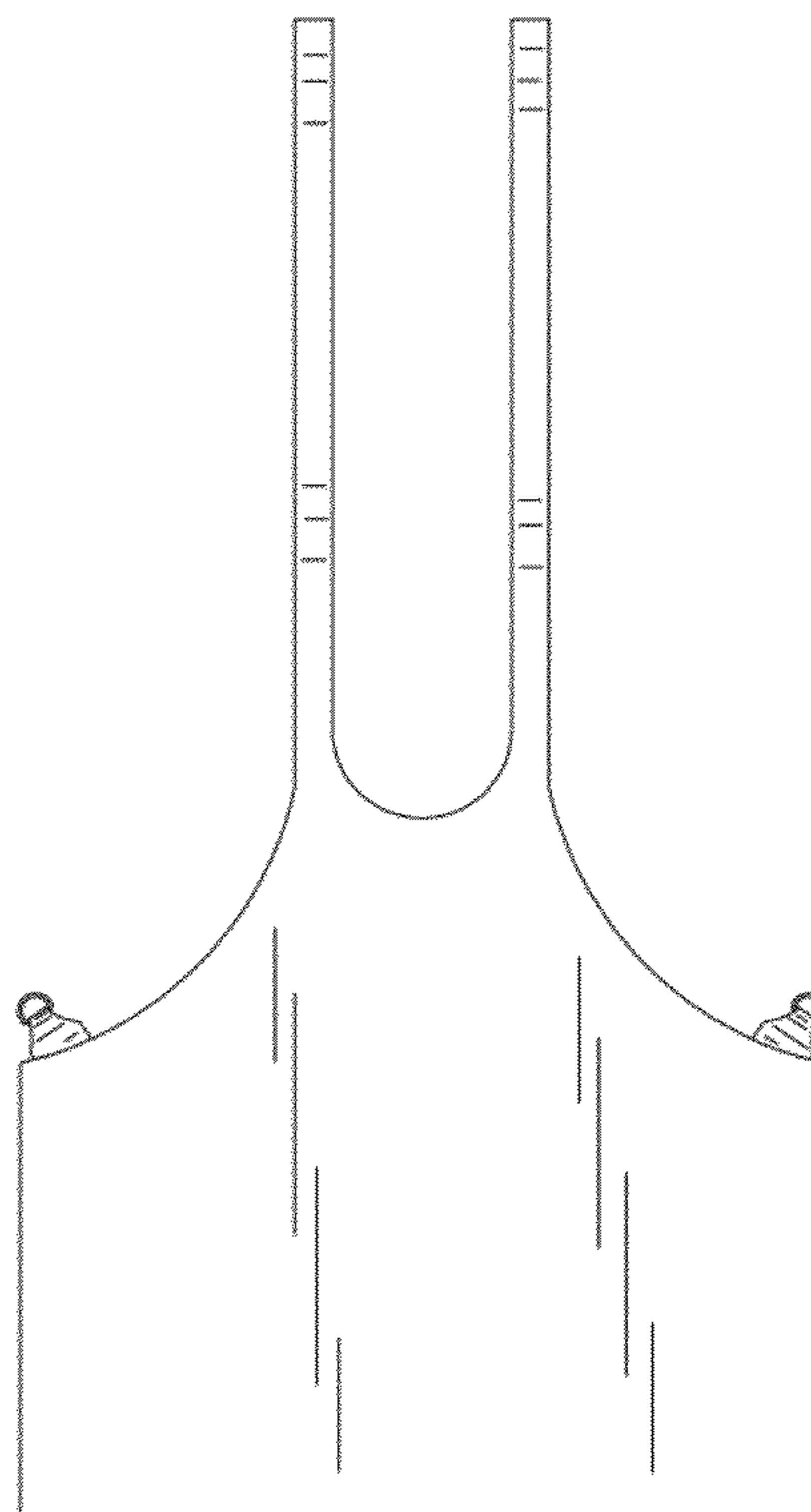
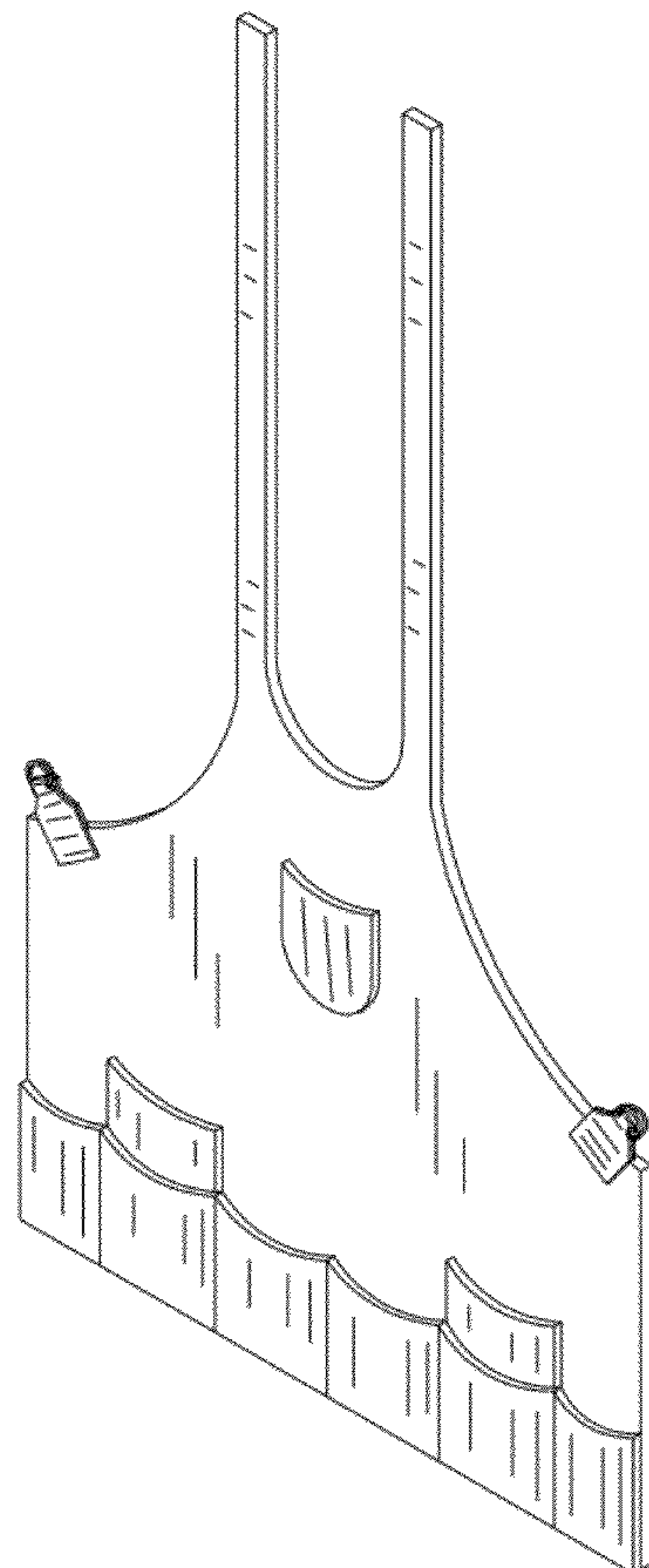
FIG. 4 is a right side view of the multiple pocket apron;

FIG. 5 is a left side view of the multiple pocket apron;

FIG. 6 is a top view of the multiple pocket apron; and,

FIG. 7 is a bottom view of the multiple pocket apron.

1 Claim, 3 Drawing Sheets



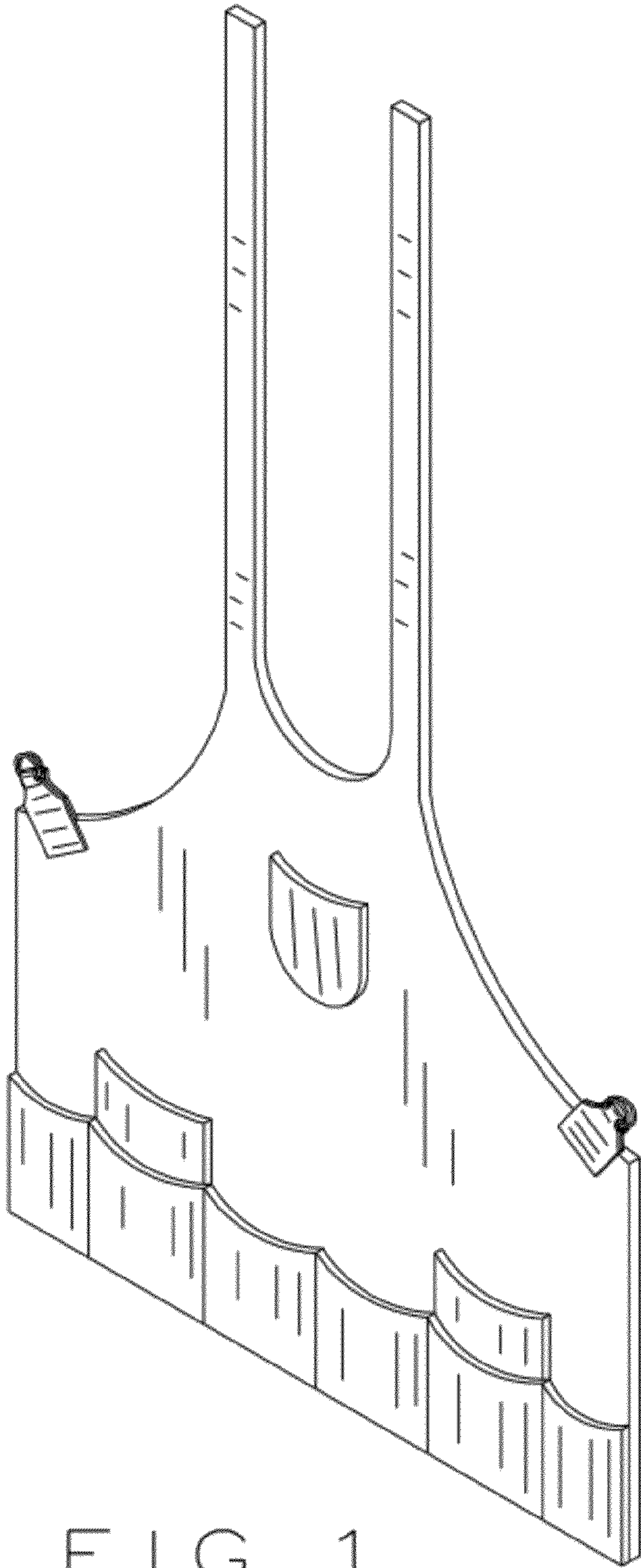


FIG. 1

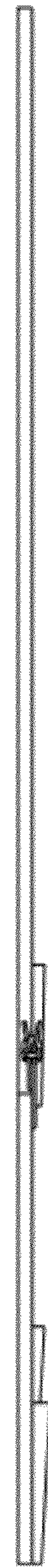


FIG. 4

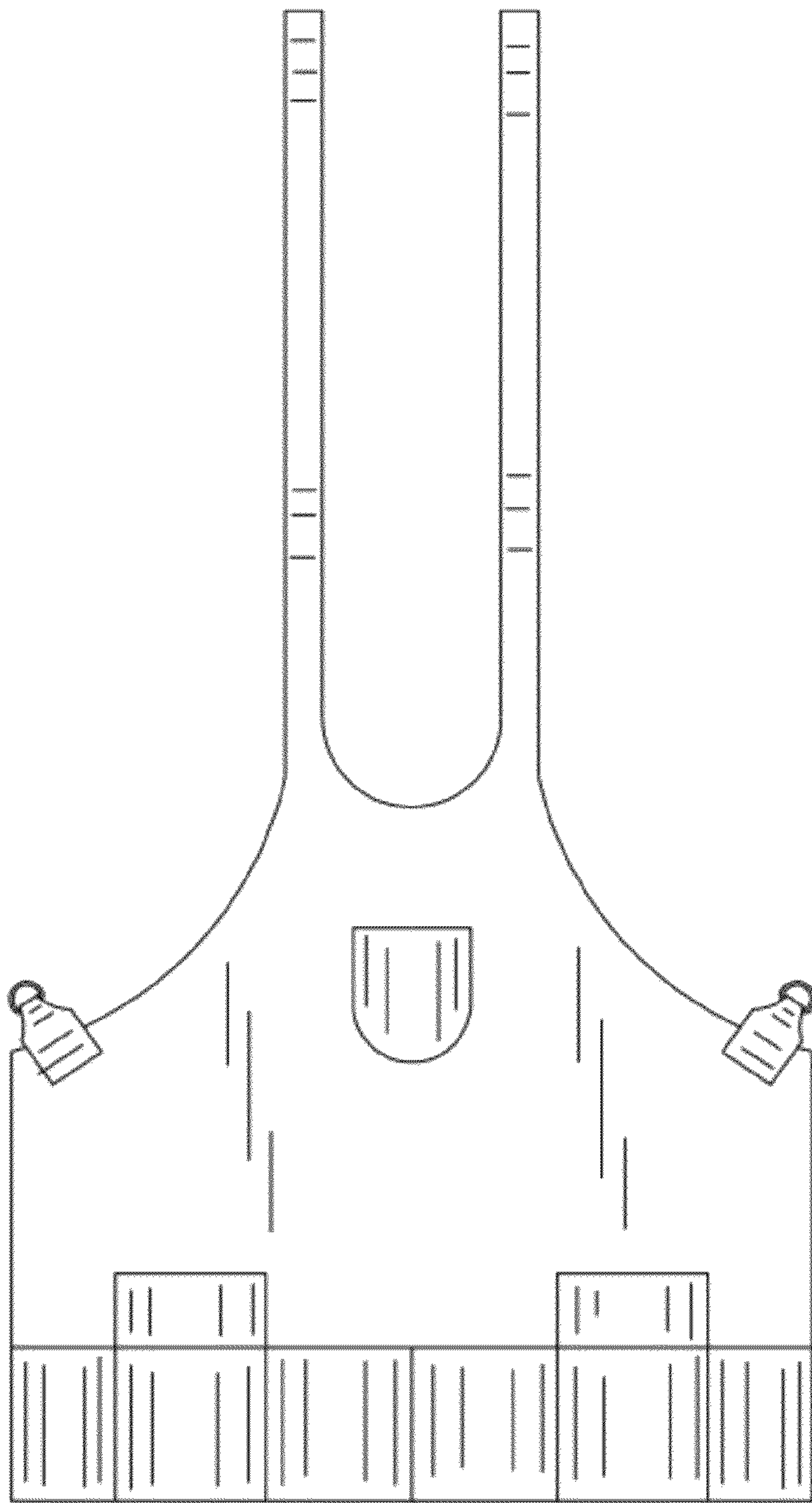


FIG. 2



FIG. 5




FIG. 6

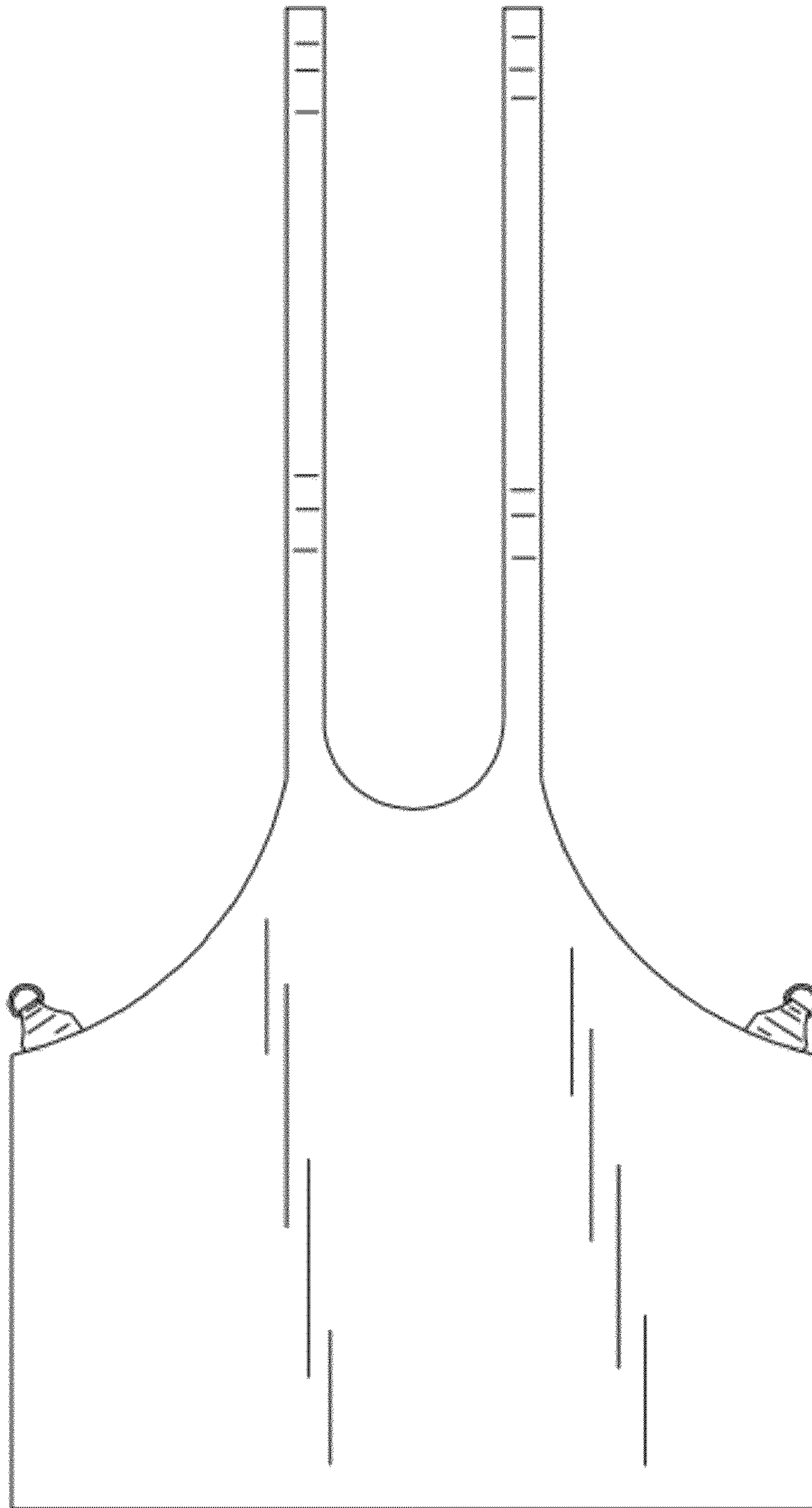


FIG. 3



FIG. 7