



US00D664737S

(12) **United States Design Patent**
Slank

(10) **Patent No.:** **US D664,737 S**

(45) **Date of Patent:** **** Aug. 7, 2012**

(54) **MESH VENT PANTS**

(76) Inventor: **Adam E. Slank**, Austin, TX (US)

(**) Term: **14 Years**

(21) Appl. No.: **29/416,864**

(22) Filed: **Mar. 28, 2012**

(51) **LOC (9) Cl.** **02-02**

(52) **U.S. Cl.** **D2/742**

(58) **Field of Classification Search** D2/700,
D2/712, 731, 738, 742; 2/79, 227, 228, 234-239
See application file for complete search history.

(56) **References Cited**

U.S. PATENT DOCUMENTS

D31,571	S	*	9/1899	Scriven	D2/712
4,261,060	A	*	4/1981	Zawacki	2/227
D267,674	S	*	1/1983	Livernois	D2/747
4,785,480	A	*	11/1988	Polsky	2/227
D344,620	S	*	3/1994	Lavell	D2/742
D536,157	S	*	2/2007	Kimmel	D2/742
D580,126	S	*	11/2008	Rieder	D2/742
D598,180	S	*	8/2009	Fu	D2/742
D610,329	S	*	2/2010	Prechel	D2/742
D641,959	S	*	7/2011	Abrams et al.	D2/742
2002/0138893	A1	*	10/2002	Culhane	2/79
2005/0229292	A1	*	10/2005	Watkins et al.	2/227
2005/0251896	A1	*	11/2005	Donlan et al.	2/269

* cited by examiner

Primary Examiner — Rashida Johnson

(74) *Attorney, Agent, or Firm* — David O. Simmons

(57) **CLAIM**

The ornamental design for mesh vent pants, as shown and described.

DESCRIPTION

FIG. 1 is a front perspective view of mesh vent pants in accordance with the present invention;

FIG. 2 is a front laid flat view of the mesh vent pants of FIG. 1;

FIG. 3 is rear laid flat view of the mesh vent pants of FIG. 1; FIG. 4 is a right side laid flat view of the mesh vent pants of FIG. 1 showing with a pocket covering flap of a right pant-leg thereof in a closed orientation;

FIG. 5 is a right side laid flat view of the mesh vent pants of FIG. 1 showing with the pocket covering flap of the right pant-leg thereof in an open orientation;


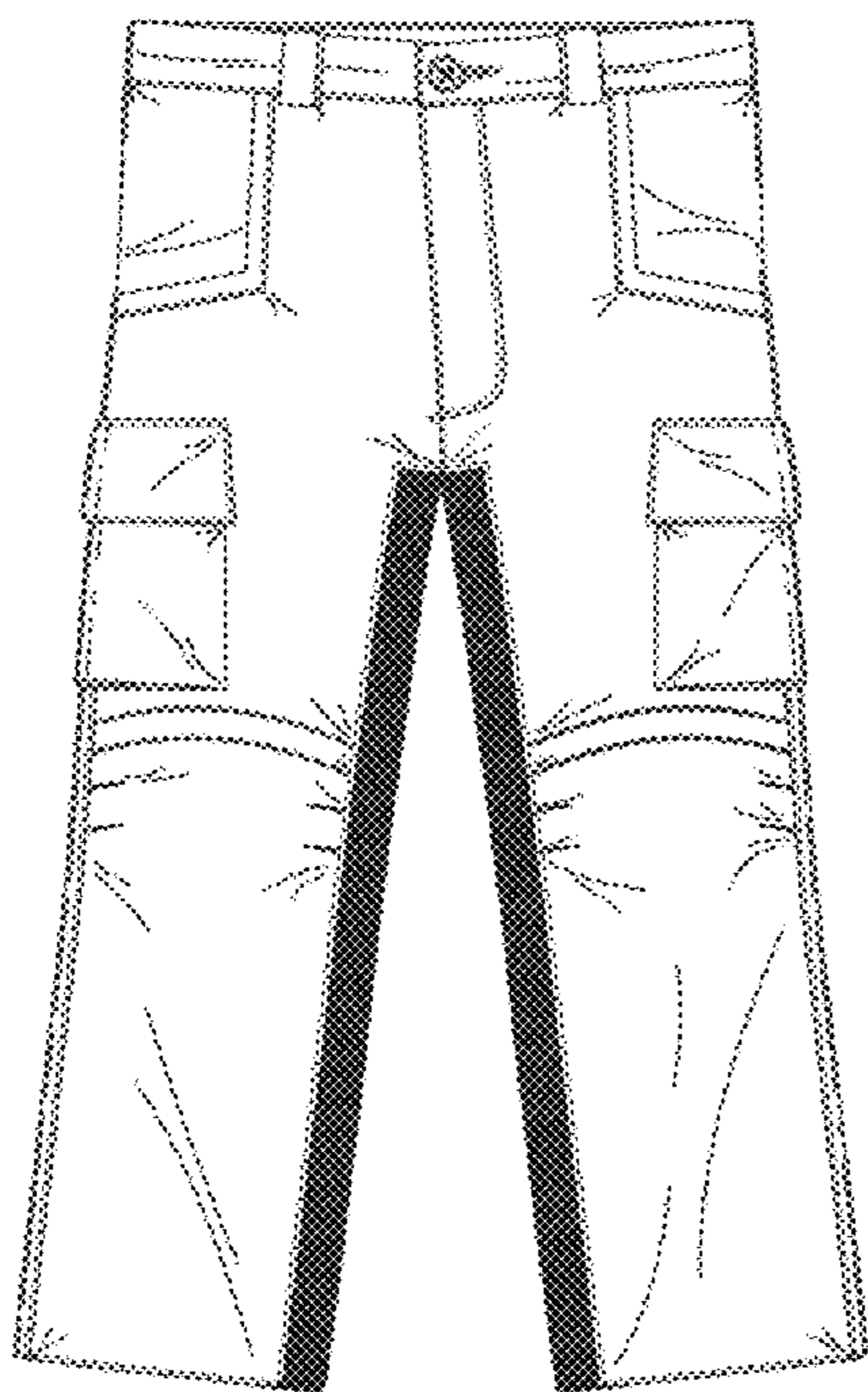
FIG. 6 is a left side laid flat view of the mesh vent pants of FIG. 1 showing with a pocket covering flap of a left pant-leg thereof in a closed orientation;

FIG. 7 is a left side laid flat view of the mesh vent pants of FIG. 1 showing with the pocket covering flap of the left pant-leg thereof in an open orientation; and,

FIG. 8 is a fragmentary rear view showing a rear vent flat in a displaced orientation to expose an underlying mesh vent portion of the mesh vent pants.

The dotted lines in FIGS. 1-8 represent stitching.

1 Claim, 6 Drawing Sheets






Fig. 1

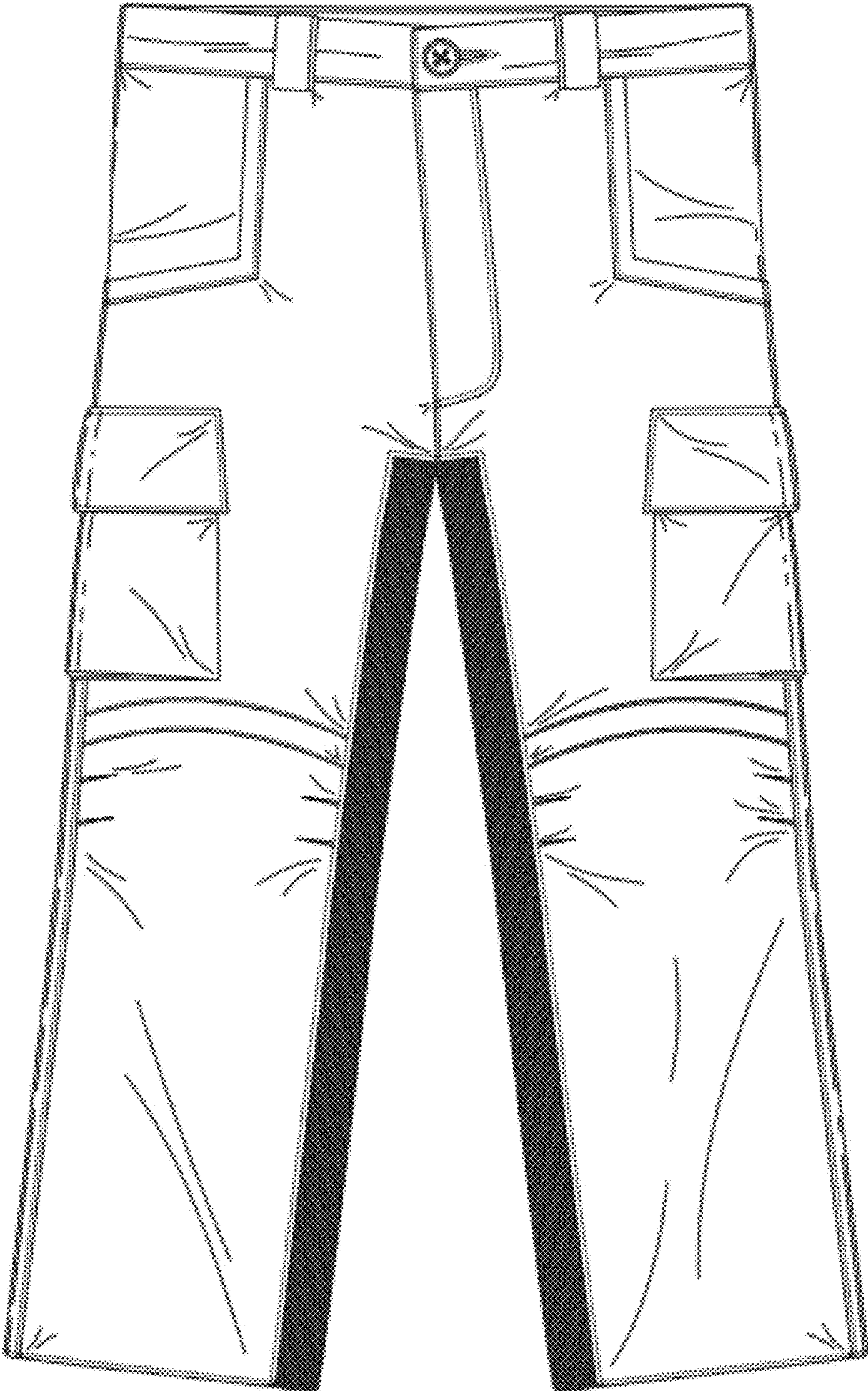


Fig. 2

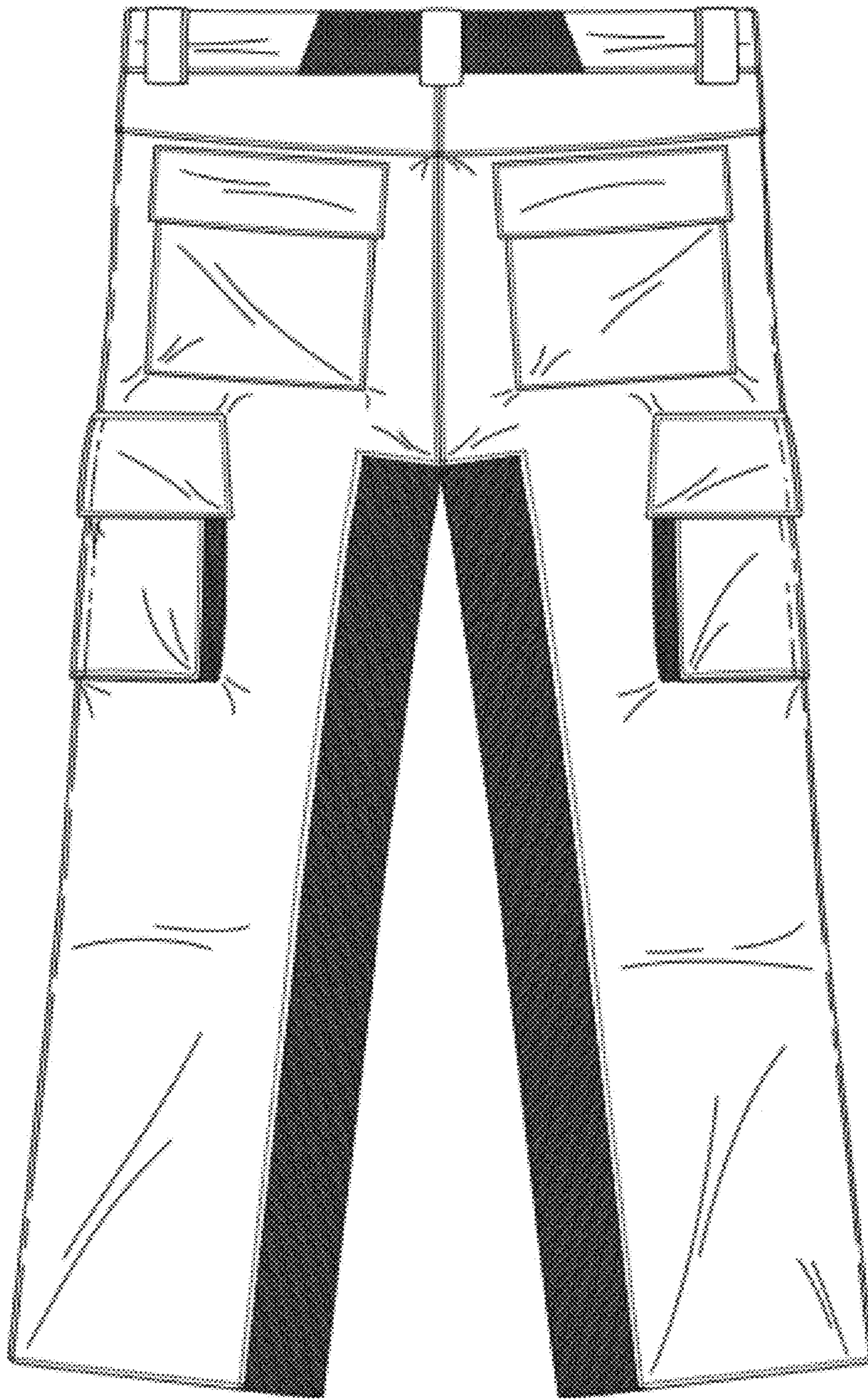


Fig. 3

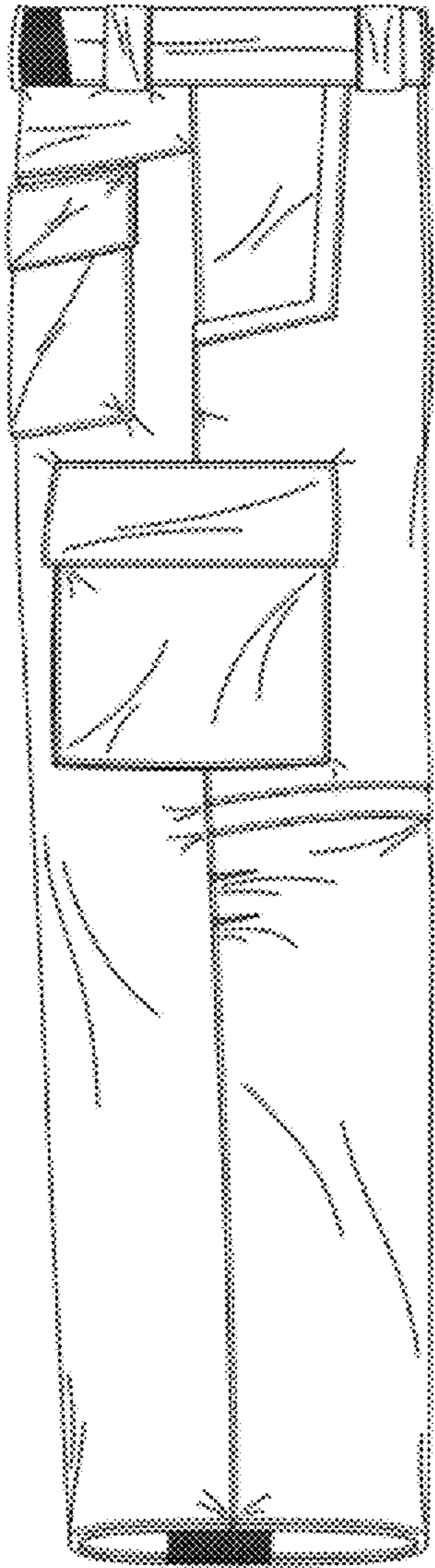


Fig. 4




Fig. 5

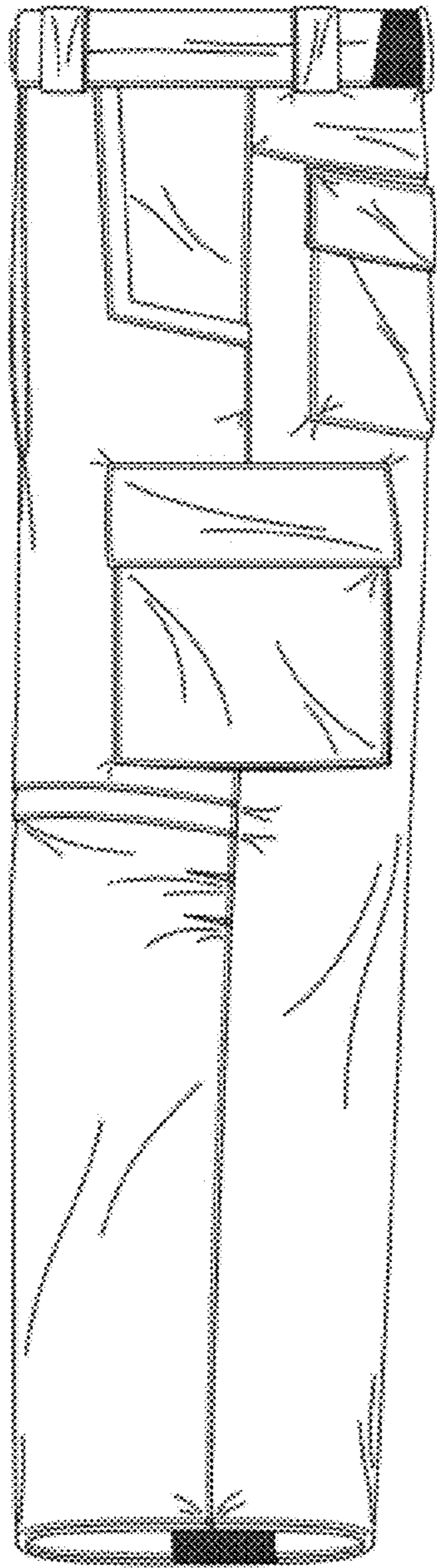


Fig. 6

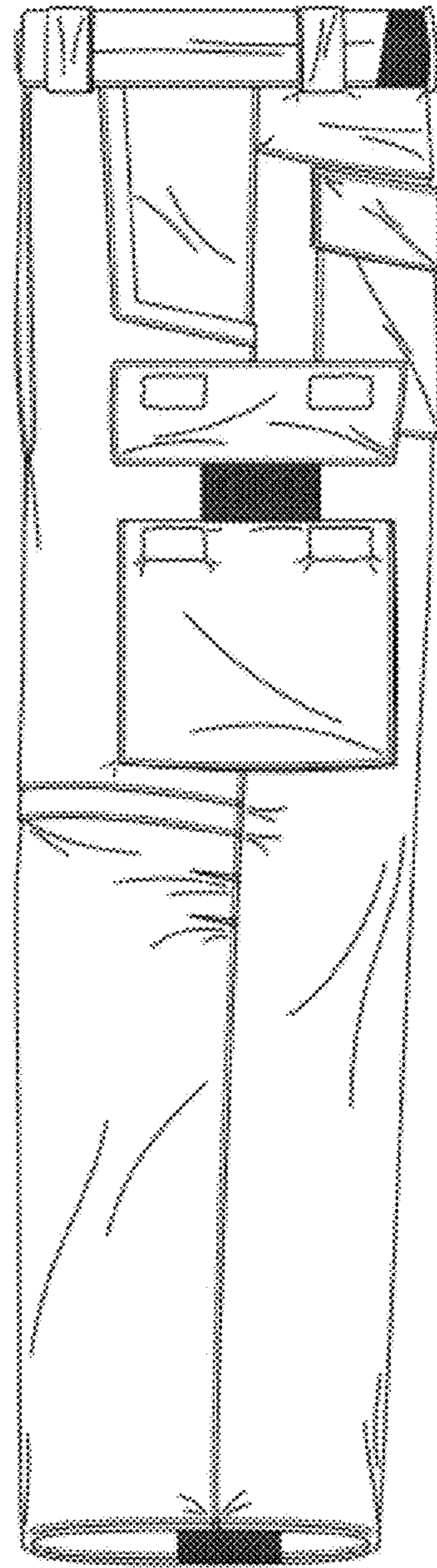


Fig. 7




Fig. 8