

US00D664729S

(12) **United States Design Patent**
Robertson et al.

(10) **Patent No.:** **US D664,729 S**
(45) **Date of Patent:** **** Jul. 31, 2012**

(54) **STEAMER PAD**

(76) Inventors: **Terry Robertson**, Dadeville, AL (US);
Pierantonio Milanese, Susegana (IT);
Andrea Milanese, Conegliano (IT)

(**) Term: **14 Years**

(21) Appl. No.: **29/378,185**

(22) Filed: **Nov. 1, 2010**

(51) **LOC (9) Cl.** **04-01**

(52) **U.S. Cl.** **D32/50**

(58) **Field of Classification Search** D32/40-45,
D32/50-52; 15/118, 244.1, 244.2, 244.3,
15/244.4, 116.1, 116.2, 119.1, 119.2, 104.9,
15/228

See application file for complete search history.

(56) **References Cited**

U.S. PATENT DOCUMENTS

2,884,655	A *	5/1959	Maddox	15/144.2
D213,217	S *	1/1969	Littleton	D32/50
3,775,802	A *	12/1973	Grassman et al.	15/147.2
D250,245	S *	11/1978	Bebb	D32/50
4,165,550	A *	8/1979	Burke	15/144.2
D295,914	S *	5/1988	Moss et al.	D32/50
4,852,210	A *	8/1989	Krajicek	15/228

D366,740	S *	1/1996	Clausen et al.	D32/50
D533,356	S *	12/2006	Van Landingham, Jr.	D4/199
D549,912	S *	8/2007	Van Landingham	D32/40
D552,315	S *	10/2007	Harper et al.	D32/40
D554,309	S *	10/2007	Wolk et al.	D32/40
D554,815	S *	11/2007	Harper et al.	D32/40
D569,064	S *	5/2008	Hinder et al.	D32/25
D585,613	S *	1/2009	Senyuva	D32/50
7,540,056	B2 *	6/2009	Dotterman et al.	15/228
D597,269	S *	7/2009	McNeil et al.	D32/45
D602,660	S *	10/2009	Hinder et al.	D32/25

* cited by examiner

Primary Examiner — John Windmuller

(74) *Attorney, Agent, or Firm* — Frank Marino

(57) **CLAIM**

The ornamental design for a steamer pad, as shown and described.

DESCRIPTION

FIG. 1 is a top plan view of a steamer pad according to our new design, the bottom plan view being identical thereto; FIG. 2 is a perspective view of the pad of FIG. 1; FIG. 3 is a rear edge view of the pad of FIG. 1; FIG. 4 is a right edge view of the pad of FIG. 1, the left edge view being a mirror image thereof; and, FIG. 5 is a front edge view of the pad of FIG. 1.

1 Claim, 1 Drawing Sheet

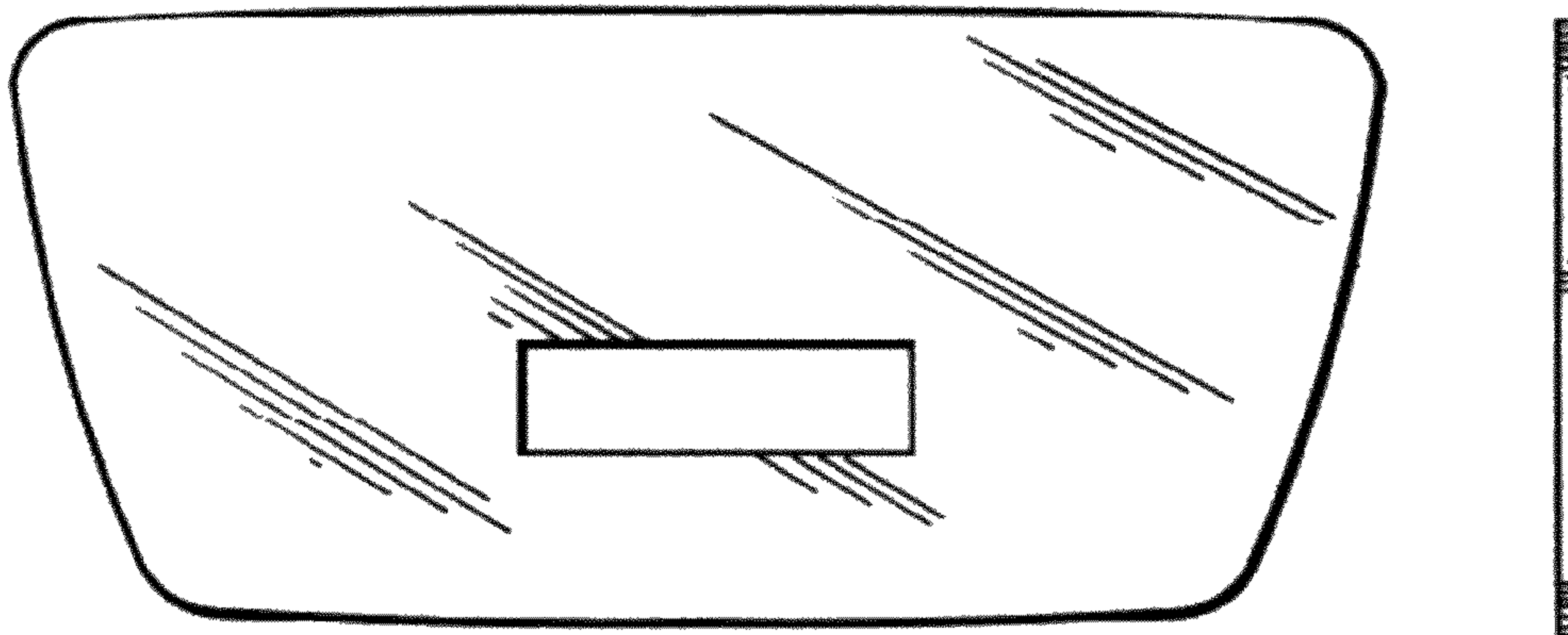




Fig. 5

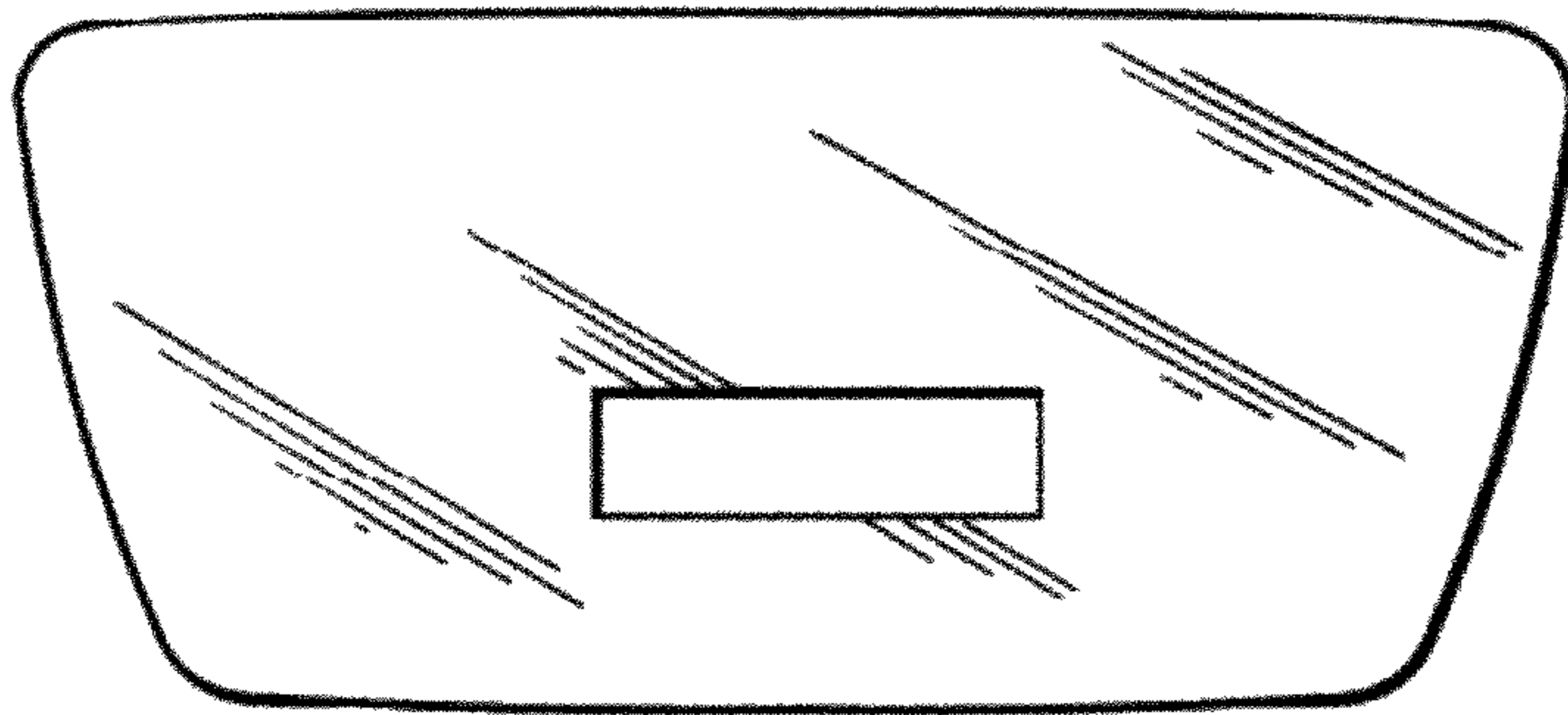


Fig. 1



Fig. 4




Fig. 3

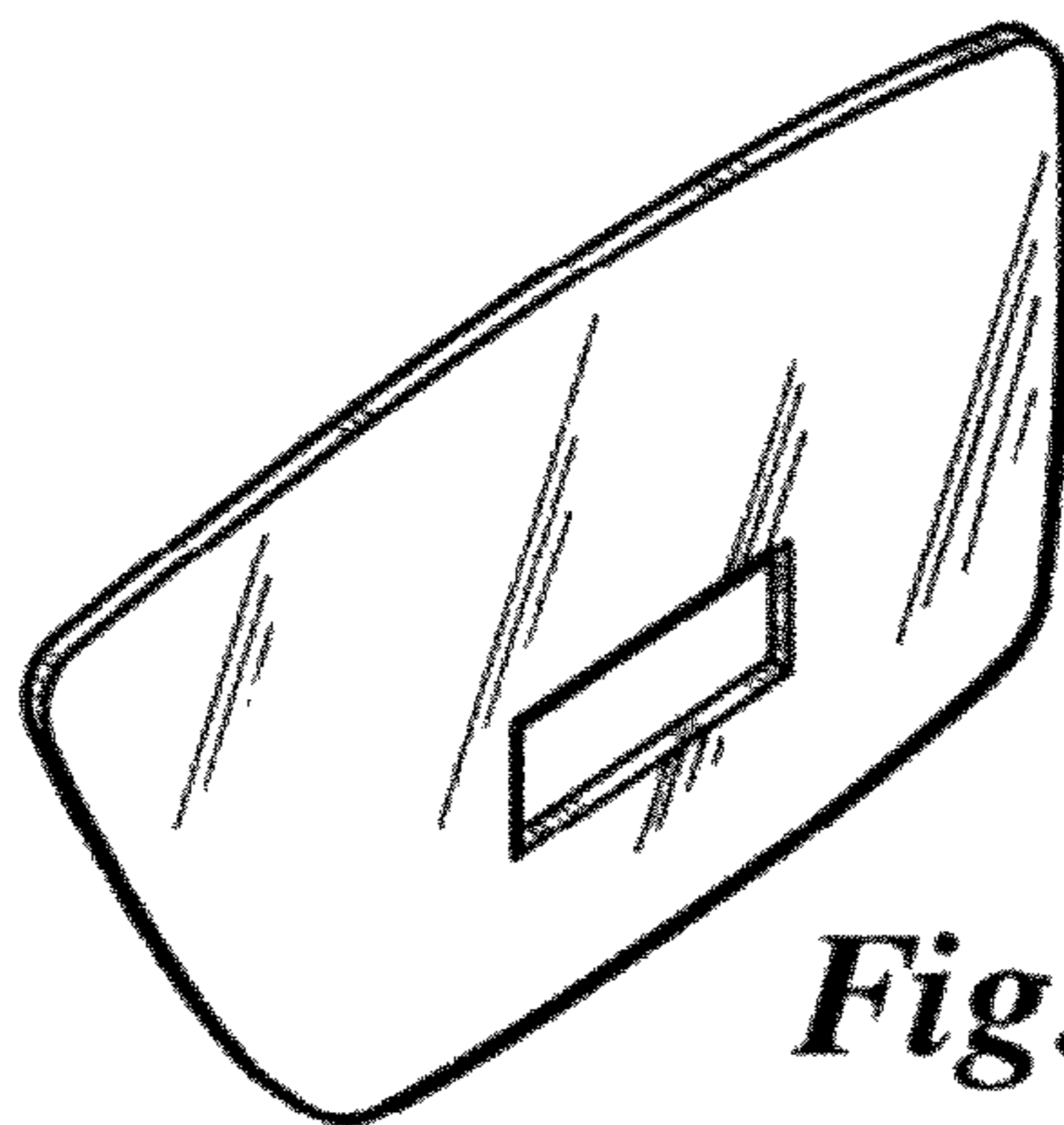


Fig. 2