



US00D664725S

(12) **United States Design Patent**  
**Ediger et al.**

(10) **Patent No.:** **US D664,725 S**  
(45) **Date of Patent:** **\*\* Jul. 31, 2012**

(54) **STEAMER**

(75) Inventors: **Glen W. Ediger**, North Newton, KS  
(US); **Gary P. Israel**, Andover, KS (US)

(73) Assignee: **Vornado Air, LLC**, Andover, KS (US)

(\*\*) Term: **14 Years**

(21) Appl. No.: **29/384,956**

(22) Filed: **Feb. 7, 2011**

(51) **LOC (9) Cl.** ..... **15-05**

(52) **U.S. Cl.** ..... **D32/17**

(58) **Field of Classification Search** ..... D32/17-18,  
D32/31, 1, 69-70, 21-24; 392/324, 333,  
392/379; 38/69, 75, 77.1, 77.3, 77.9, 77.5,  
38/77.6, 99; 68/5 R, 5 A, 222; 15/320-322,  
15/329, 344, 353; 134/105, 198  
See application file for complete search history.

(56) **References Cited**

**U.S. PATENT DOCUMENTS**

5,609,047	A *	3/1997	Hellman et al. ....	68/222
D421,165	S *	2/2000	Joiner et al. ....	D32/35
D423,156	S *	4/2000	Joiner et al. ....	D32/35
D465,886	S *	11/2002	Doria ..... ..	D32/17
D500,180	S *	12/2004	Meyer ..... ..	D32/17
D523,597	S *	6/2006	Lee ..... ..	D32/15
D531,768	S *	11/2006	Lee ..... ..	D32/21
D561,958	S *	2/2008	Hahn ..... ..	D32/17
D576,771	S *	9/2008	Reiner ..... ..	D32/9
7,475,448	B2 *	1/2009	Rosenzweig et al. ....	15/320

D601,767	S *	10/2009	Duncan et al. ....	D32/17
D623,364	S *	9/2010	Ediger et al. ....	D32/17
D623,365	S *	9/2010	Ediger et al. ....	D32/17
D623,366	S *	9/2010	Ediger et al. ....	D32/17
D627,940	S *	11/2010	Smith ..... ..	D32/17
2010/0269287	A1 *	10/2010	Vrdoljak et al. ....	15/322

**OTHER PUBLICATIONS**

“Steamfast SF-320 Sidekick Steam Cleaner”, reference cited by applicant on Mar. 20, 2012. Cited: “<http://http://www.steamfast.com/product.aspx?CategoryID=59483e32-6c9e-4632-aa0a-04d8d06f84cb>”.\*

\* cited by examiner

*Primary Examiner* — Ruth McInroy

(74) *Attorney, Agent, or Firm* — Advent IP, P.C., L.L.O.

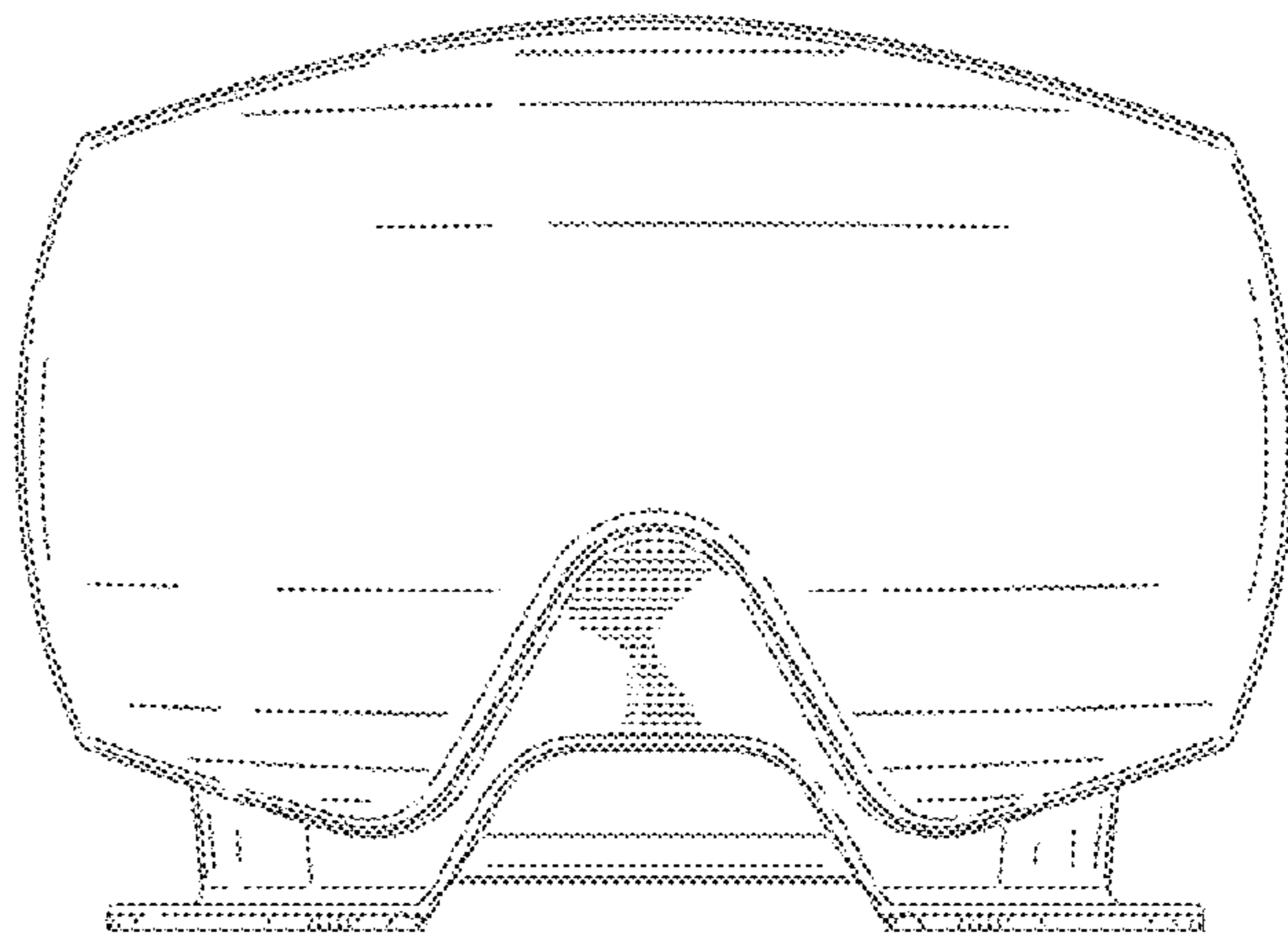
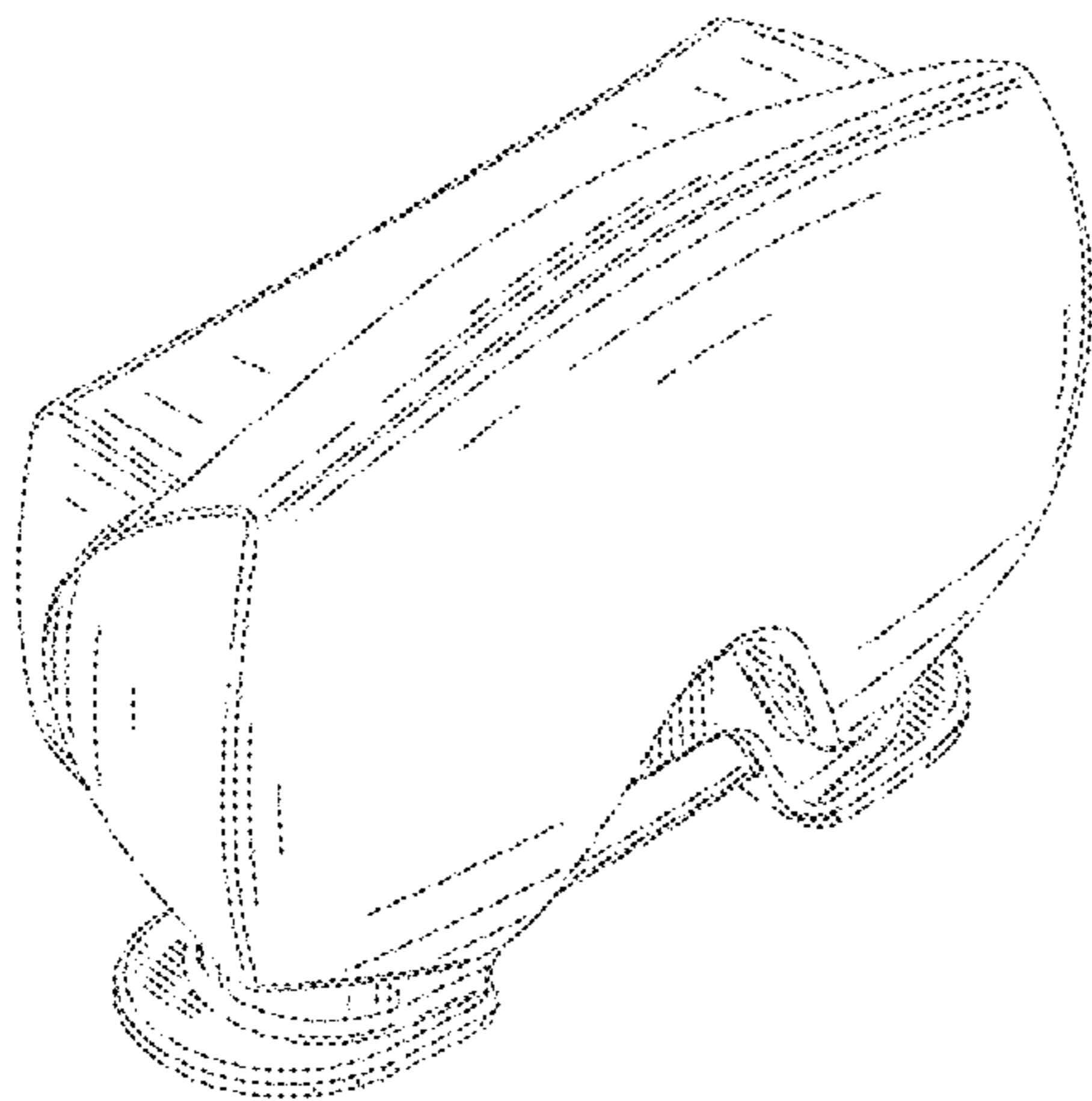
(57) **CLAIM**

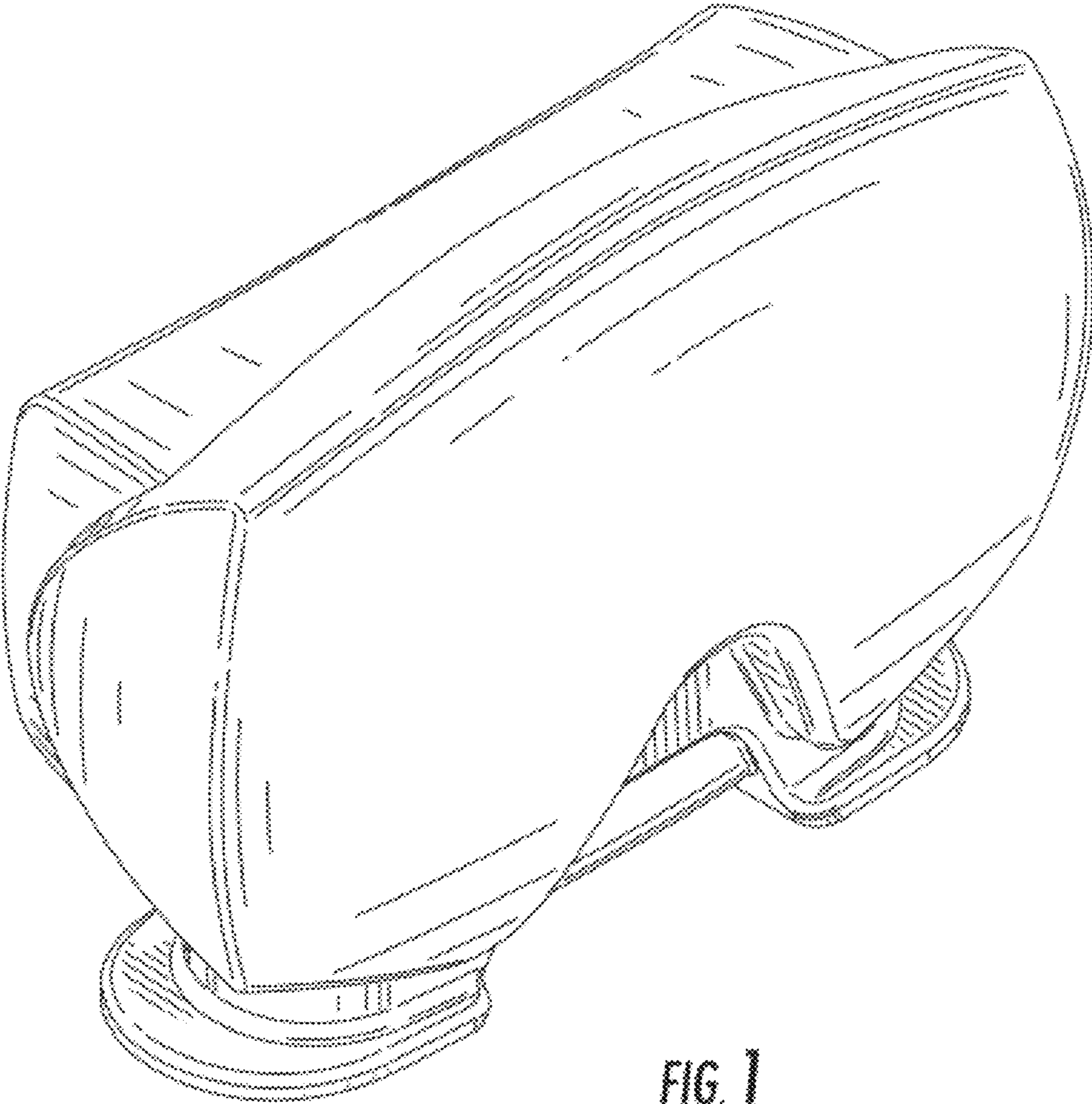
The ornamental design for a steamer, as shown and described.

**DESCRIPTION**

FIG. 1 is a top, front and right side perspective view of a steamer showing our new design;  
FIG. 2 is a front elevation view thereof;  
FIG. 3 is a rear elevation view thereof;  
FIG. 4 is a right side elevation view thereof;  
FIG. 5 is a left side elevation view thereof; and,  
FIG. 6 is a top plan view thereof.

**1 Claim, 6 Drawing Sheets**





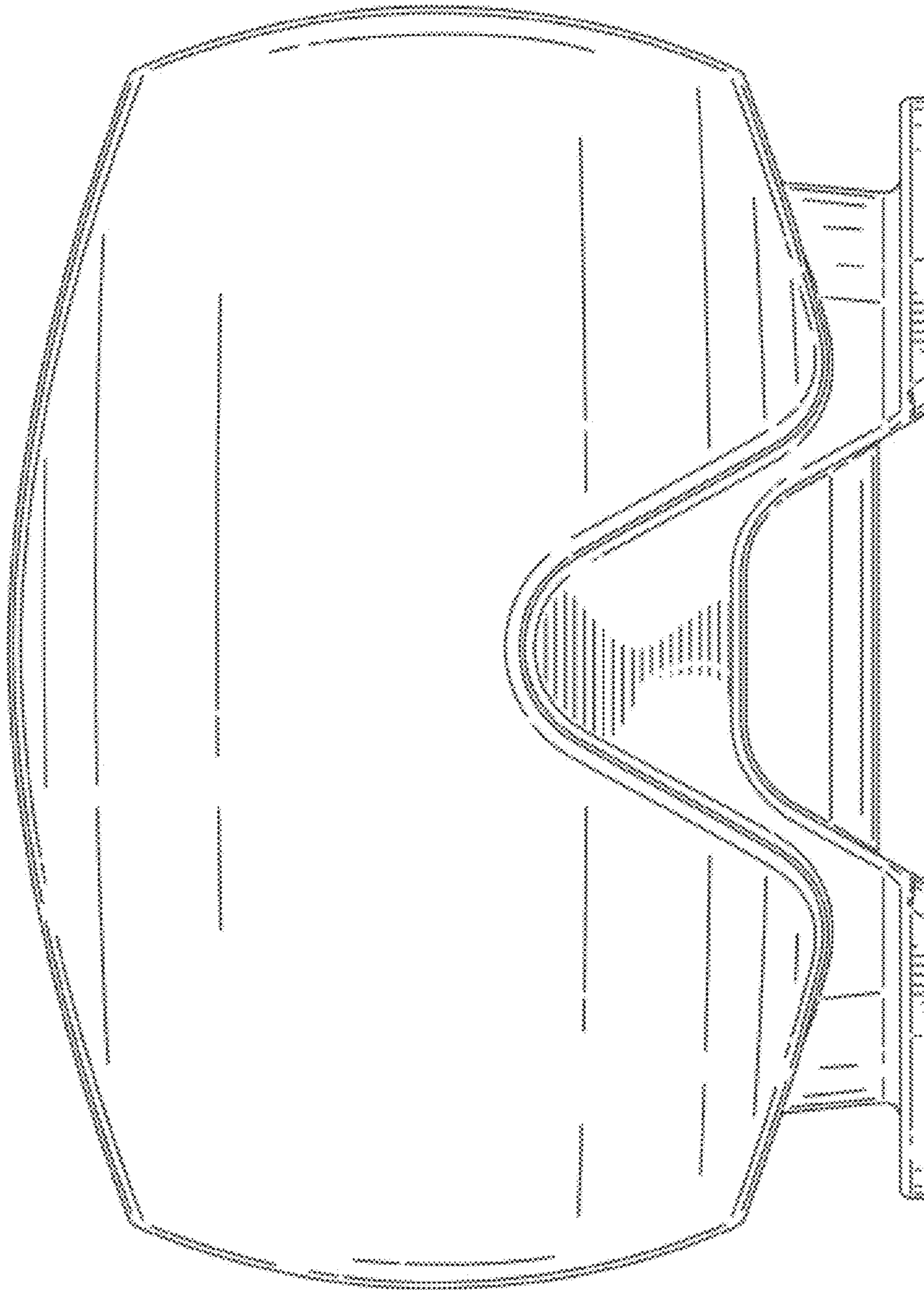


FIG. 2




FIG. 3

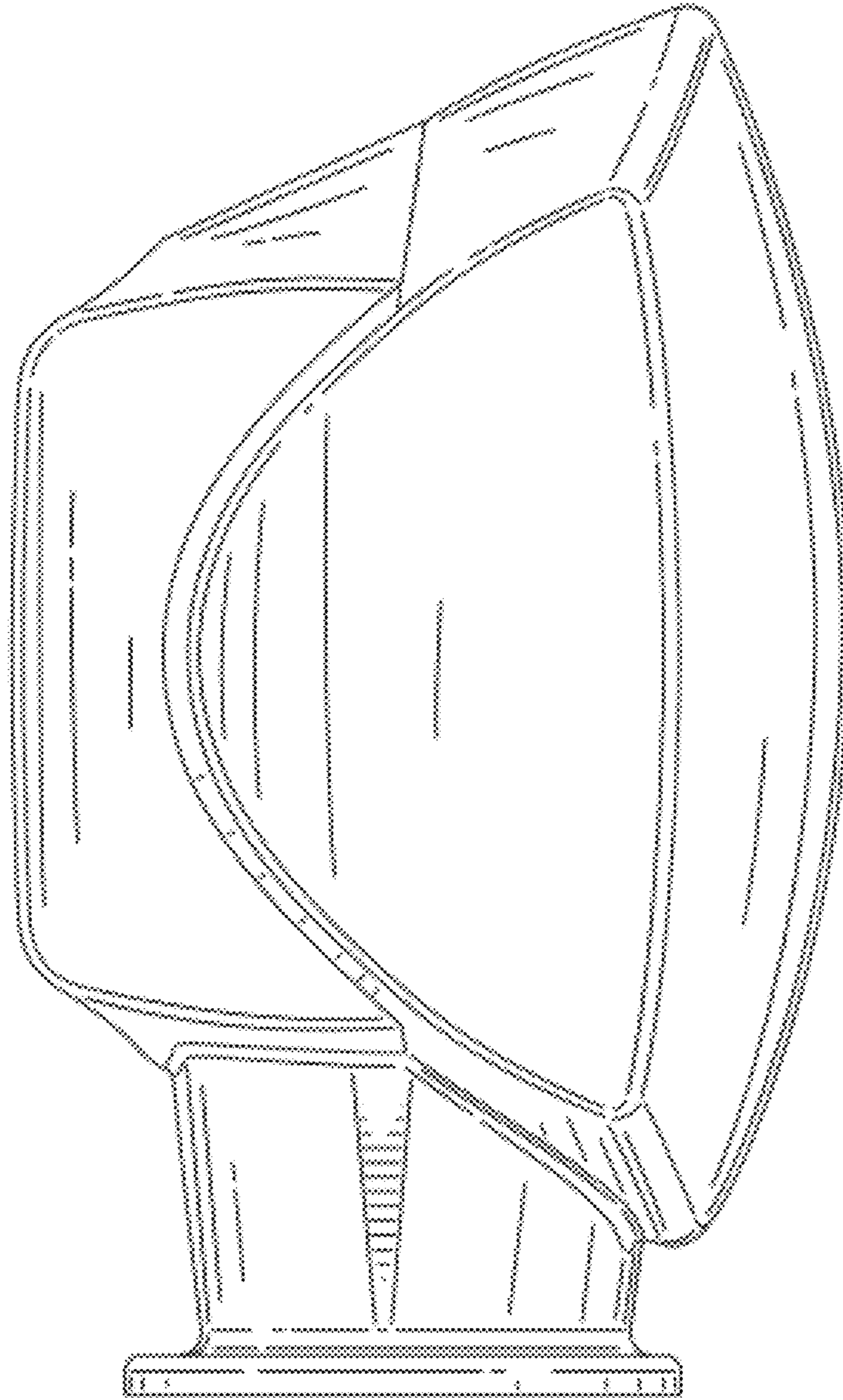


FIG. 4

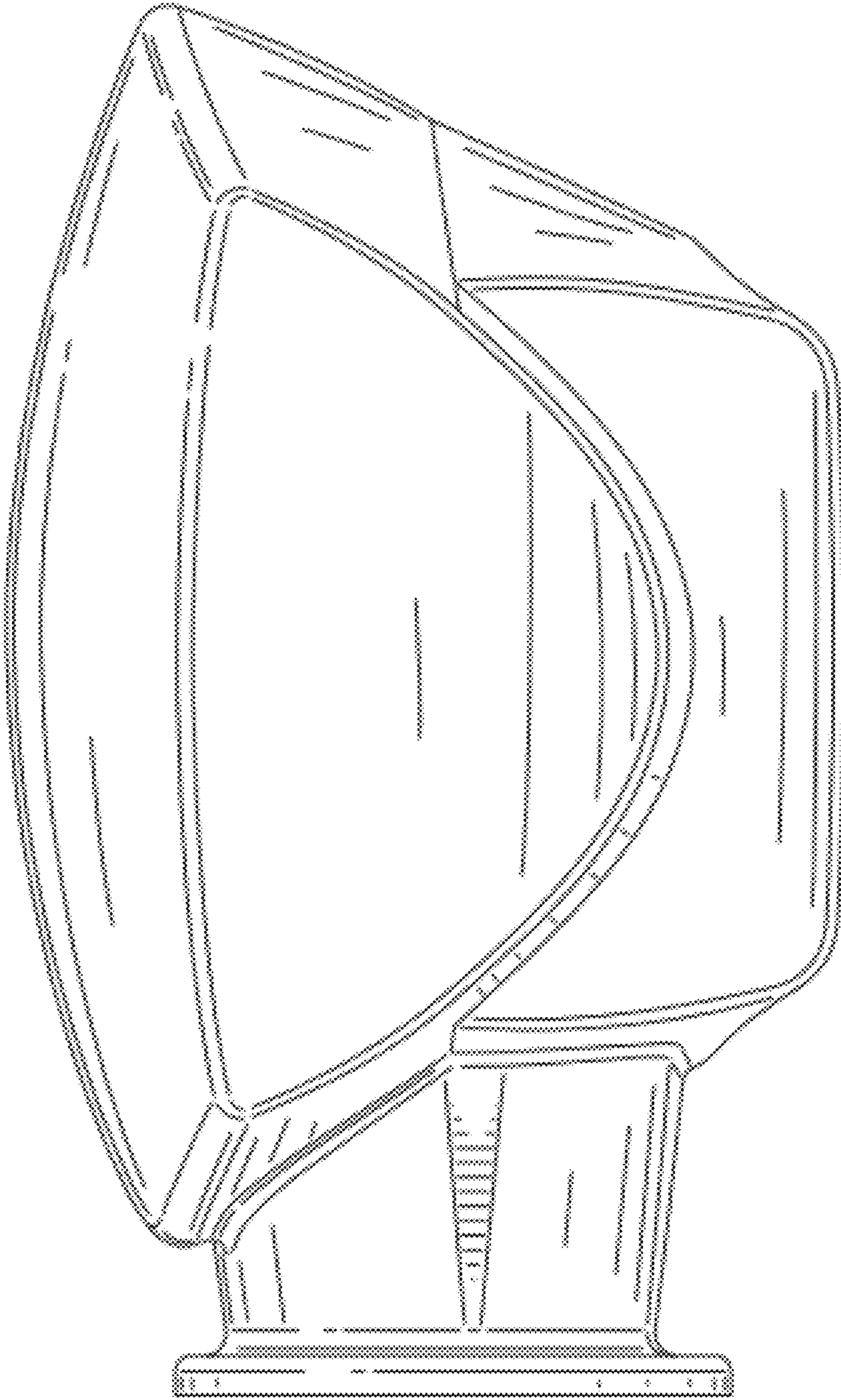


FIG. 5

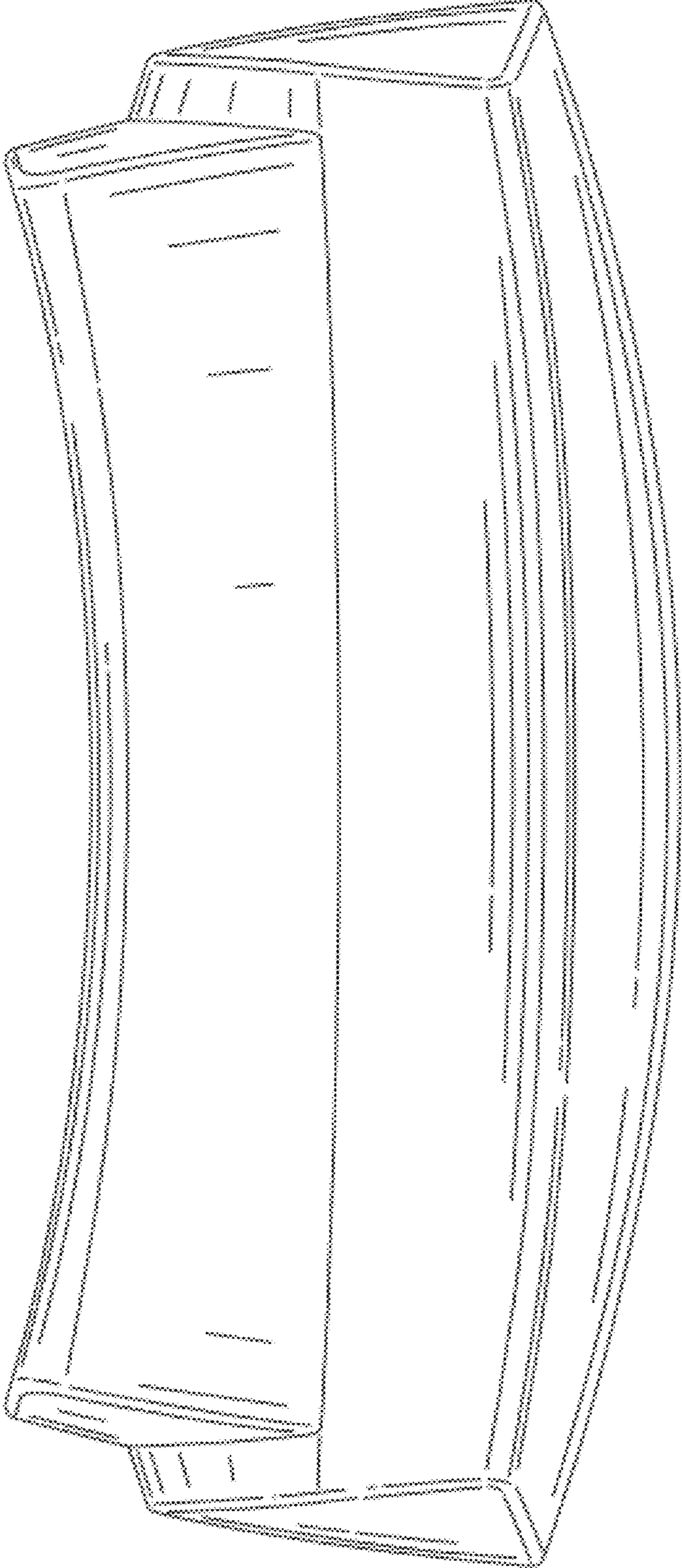


FIG. 6