

US00D664710S

(12) **United States Design Patent**  
**Van Keppel et al.**

(10) **Patent No.:** **US D664,710 S**  
(45) **Date of Patent:** **\*\* Jul. 31, 2012**

- (54) **LIGHTER**
- (75) Inventors: **Kurt Van Keppel**, Leawood, KS (US);  
**Trevor Matthew Howell**, Prairie  
Village, KS (US); **Scott Almsberger**,  
Tonganoxie, KS (US)
- (73) Assignee: **Xikar, Inc.**, Kansas City, MO (US)
- (\*\*) Term: **14 Years**
- (21) Appl. No.: **29/407,724**
- (22) Filed: **Dec. 1, 2011**
- (51) **LOC (9) Cl.** ..... **27-05**
- (52) **U.S. Cl.** ..... **D27/157**
- (58) **Field of Classification Search** ..... D27/163,  
D27/187, 162, 164, 165, 194, 139, 141, 143,  
D27/144, 157, 155, 153, 154, 156, 142, 159,  
D27/166, 167, 168, 169, 170, 101; 131/351,  
131/185, 329, 173, 227, 194, 175, 300; 431/255,  
431/143, 253, 254, 153, 132, 229  
See application file for complete search history.

5,971,751 A *	10/1999	Lee	.....	431/255
6,186,772 B1 *	2/2001	Huang	.....	431/132
D440,008 S *	4/2001	Xu	.....	D27/148
D447,275 S *	8/2001	Coquerel	.....	D27/158
D466,647 S *	12/2002	Cohen Harel	.....	D27/159
D466,648 S *	12/2002	Cohen Harel	.....	D27/159
D472,341 S *	3/2003	Cohen Harel	.....	D27/141
6,575,735 B1 *	6/2003	Lloveras Capilla	.....	431/153
D510,456 S *	10/2005	Smith	.....	D27/143
D529,227 S *	9/2006	Smith	.....	D27/143
D537,560 S *	2/2007	Chuang	.....	D27/157
D539,473 S *	3/2007	Almsberger et al.	.....	D27/157
D542,465 S *	5/2007	Luo	.....	D27/157
D553,290 S *	10/2007	Smith	.....	D27/143
D629,154 S *	12/2010	Sung	.....	D27/154

\* cited by examiner

*Primary Examiner* — Kevin Rudzinski  
(74) *Attorney, Agent, or Firm* — Stinson Morrison Hecker  
LLP

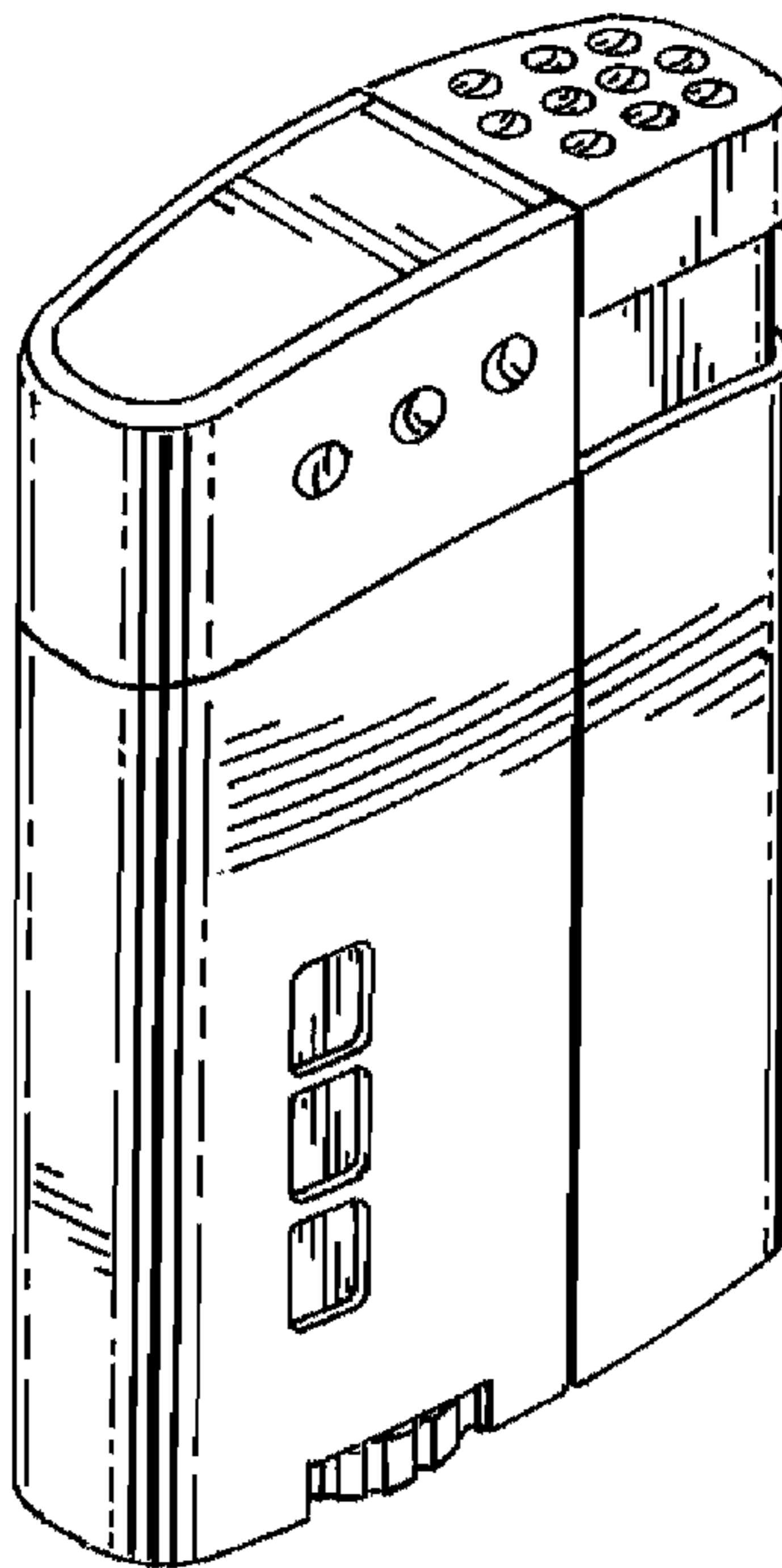
(57) **CLAIM**  
The ornamental design for a lighter, as shown and described.

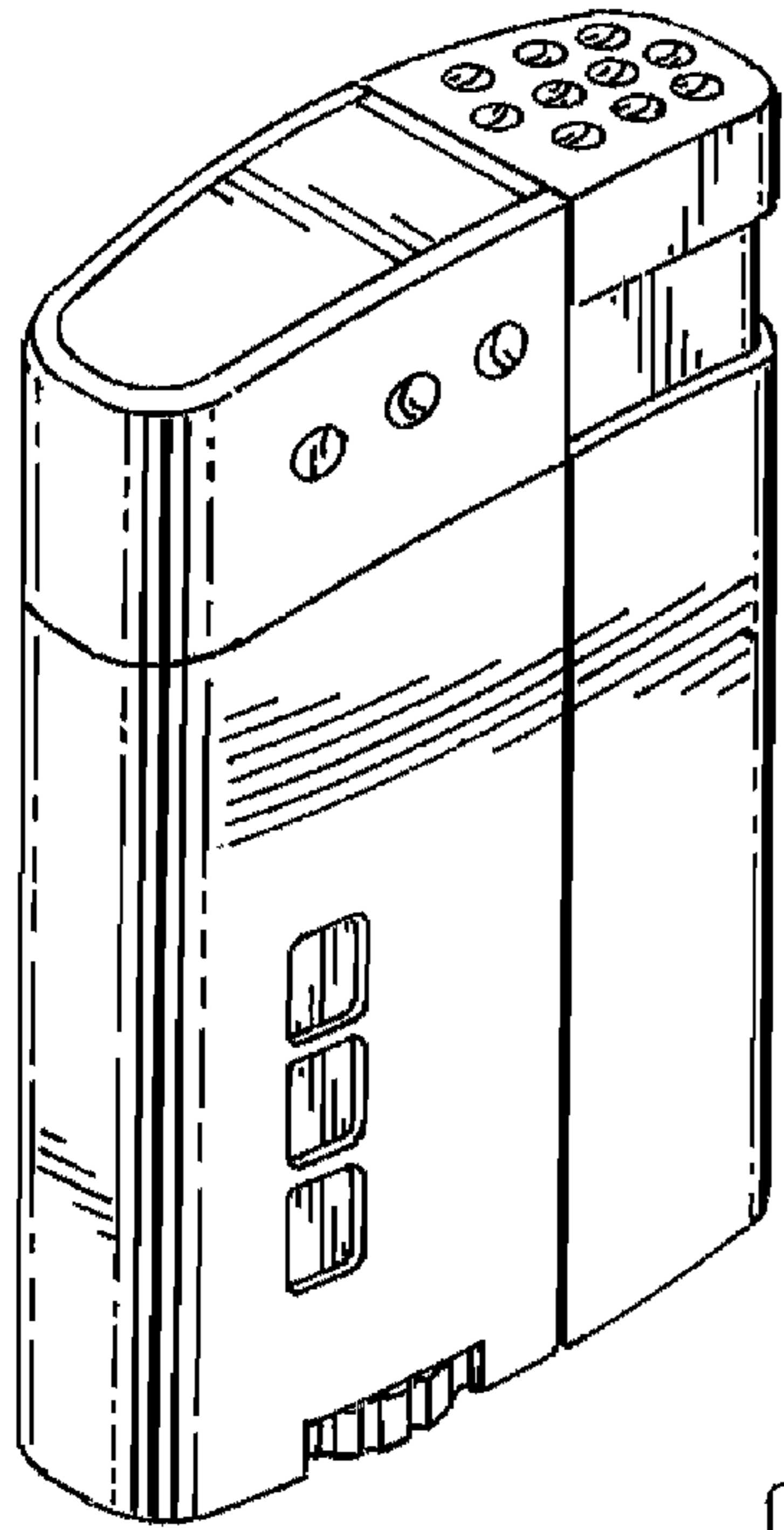
**DESCRIPTION**

FIG. 1 is a perspective view of the design for a lighter accord-  
ing to the present invention;  
FIG. 2 is a top plan view thereof;  
FIG. 3 is a front elevational view of the lighter according to  
the present invention;  
FIG. 4 is an elevational view of one side of the lighter; and,  
FIG. 5 is a rear elevational view of the lighter.  
The bottom of the lighter is not visible during normal use and,  
accordingly, is not shown and forms no part of the claimed  
design.

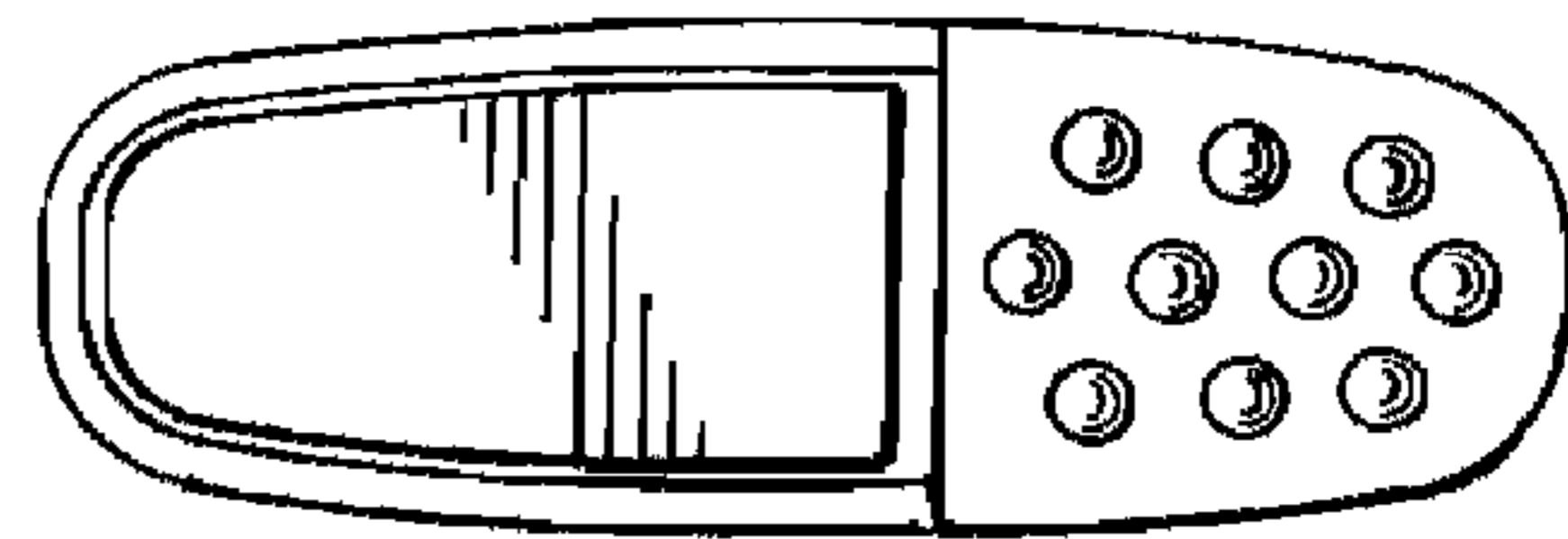
- (56) **References Cited**
- U.S. PATENT DOCUMENTS
- D99,786 S \* 5/1936 Galter ..... D27/157
- D181,637 S \* 12/1957 Frankel ..... D27/155
- D202,121 S \* 8/1965 Rappoport ..... D27/154
- D229,964 S \* 1/1974 Yoshinaga ..... D27/154
- D244,619 S \* 6/1977 Neyret ..... D27/141
- D260,943 S \* 9/1981 Stutzer et al. .... D27/154
- D351,043 S \* 9/1994 Parker et al. .... D27/154
- D363,808 S \* 10/1995 Compte ..... D27/159
- 5,462,432 A \* 10/1995 Kim ..... 431/153

**1 Claim, 1 Drawing Sheet**





*Fig. 1* *Fig. 2*



*Fig. 4*

*Fig. 5*

*Fig. 3*

