

US00D664691S

(12) **United States Design Patent**  
**Kim et al.**

(10) **Patent No.:** **US D664,691 S**  
(45) **Date of Patent:** **\*\* Jul. 31, 2012**

(54) **REAR COMBINATION LAMP FOR AN AUTOMOBILE**

D565,211 S \* 3/2008 Haller et al. .... D26/28  
D570,015 S \* 5/2008 Hsu ..... D26/28  
D574,524 S \* 8/2008 Tomatsu ..... D26/28

(75) Inventors: **Jae Hong Kim**, Daegu (KR); **Pil Joong Ham**, Gyeonggi-do (KR)

\* cited by examiner

(73) Assignee: **Hyundai Motor Company**, Seoul (KR)

*Primary Examiner* — Marcus Jackson

(\*\*) Term: **14 Years**

(74) *Attorney, Agent, or Firm* — Edwards Wildman Palmer LLP

(21) Appl. No.: **29/374,907**

(57) **CLAIM**

(22) Filed: **Oct. 21, 2011**

The ornamental design for a rear combination lamp for an automobile, as shown and described.

(30) **Foreign Application Priority Data**

**DESCRIPTION**

Jul. 29, 2011 (KR) ..... 30-2011-0031778

FIG. 1 is a perspective view of a rear combination lamp for an automobile according to the present invention.

(51) **LOC (9) Cl.** ..... **26-06**

FIG. 2 is a front view of the rear combination lamp for an automobile of FIG. 1.

(52) **U.S. Cl.** ..... **D26/28**

FIG. 3 is a rear view of the rear combination lamp for an automobile of FIG. 1.

(58) **Field of Classification Search** ..... D26/28-36;  
362/459-468, 475-478, 485-487

FIG. 4 is a left side view of the rear combination lamp for an automobile of FIG. 1.

See application file for complete search history.

FIG. 5 is a right side view of the rear combination lamp for an automobile of FIG. 1.

(56) **References Cited**

**U.S. PATENT DOCUMENTS**

D541,445 S \* 4/2007 Lin ..... D26/28  
D549,363 S \* 8/2007 Pfeiffer ..... D26/28  
D552,769 S \* 10/2007 Leclercq ..... D26/28  
D553,268 S \* 10/2007 Pfeiffer ..... D26/28  
D553,269 S \* 10/2007 Pfeiffer et al. .... D26/28

FIG. 6 is a top view of the rear combination lamp for an automobile of FIG. 1; and,

FIG. 7 is a bottom view of the rear combination lamp for an automobile of FIG. 1.

**1 Claim, 7 Drawing Sheets**





FIG. 1






FIG. 2




FIG. 3






FIG. 4



FIG. 5






FIG. 6






FIG. 7

