



US00D664690S

(12) **United States Design Patent**
Kim et al.

(10) **Patent No.:** **US D664,690 S**

(45) **Date of Patent:** **** Jul. 31, 2012**

(54) **HEADLAMP FOR AN AUTOMOBILE**

(75) Inventors: **Jae Hong Kim**, Daegu (KR); **Pil Joong Ham**, Gyeonggi-do (KR)

(73) Assignee: **Hyundai Motor Company**, Seoul (KR)

(**) Term: **14 Years**

(21) Appl. No.: **29/374,902**

(22) Filed: **Oct. 21, 2011**

(30) **Foreign Application Priority Data**

Jul. 29, 2011 (KR) 30-2011-0031765

(51) **LOC (9) Cl.** **26-06**

(52) **U.S. Cl.** **D26/28**

(58) **Field of Classification Search** D26/28-36;
362/459-468, 475-478, 485-487

See application file for complete search history.

(56) **References Cited**

U.S. PATENT DOCUMENTS

D528,681 S *	9/2006	Nakahara	D26/28
D535,764 S *	1/2007	Yamaguchi	D26/28
D536,810 S *	2/2007	Ishikura	D26/28
D538,956 S *	3/2007	Ishii	D26/28
D544,614 S *	6/2007	Markefka	D26/28
D560,291 S *	1/2008	Koyama	D26/28

* cited by examiner

Primary Examiner — Marcus Jackson

(74) *Attorney, Agent, or Firm* — Edwards Wildman Palmer LLP

(57) **CLAIM**

The ornamental design for a headlamp for an automobile, as shown and described.

DESCRIPTION

FIG. 1 is a perspective view of a head lamp for an automobile according to the present invention.

FIG. 2 is a front view of the head lamp for an automobile of FIG. 1.

FIG. 3 is a rear view of the head lamp for an automobile of FIG. 1.

FIG. 4 is a left side view of the head lamp for an automobile of FIG. 1.

FIG. 5 is a right side view of the head lamp for an automobile of FIG. 1.

FIG. 6 is a top view of the head lamp for an automobile of FIG. 1; and,

FIG. 7 is a bottom view of the head lamp for an automobile of FIG. 1.

1 Claim, 7 Drawing Sheets




FIG. 1




FIG. 2




FIG. 3




FIG. 4




FIG. 5




FIG. 6




FIG. 7

