

US00D664681S

(12) **United States Design Patent**
Kim et al.

(10) **Patent No.:** **US D664,681 S**
(45) **Date of Patent:** **** Jul. 31, 2012**

(54) **MEMBER FOR WINDOWS AND DOORS**

(75) Inventors: **Jeong-Hyeon Kim**, Cheongju-si (KR);
Hag-Gyu Park, Seoul (KR); **Ju-Han Lee**,
Cheongju-si (KR); **Chang-Hyeon Ji**,
Cheongju-si (KR)

(73) Assignee: **LG Hausys, Ltd.**, Seoul (KR)

(**) Term: **14 Years**

(21) Appl. No.: **29/398,877**

(22) Filed: **Aug. 5, 2011**

(30) **Foreign Application Priority Data**

Mar. 31, 2011 (KR) 30-2011-0012904

(51) **LOC (9) Cl.** **25-01**

(52) **U.S. Cl.** **D25/125**

(58) **Field of Classification Search** D25/124,
D25/125; 52/204.5, 656.5, 656.6; 49/DIG. 2
See application file for complete search history.

(56) **References Cited**

U.S. PATENT DOCUMENTS

D325,988 S *	5/1992	Valentin	D25/124
D378,430 S *	3/1997	Dallaire et al.	D25/125
D429,532 S *	8/2000	Siudzinski et al.	D25/124
D453,576 S *	2/2002	Scalzott	D25/124
D453,845 S *	2/2002	Scalzott	D25/124
D493,894 S *	8/2004	Wickland	D25/124
D566,859 S *	4/2008	Fannan	D25/124

7,588,653 B2 *	9/2009	Crandell et al.	156/109
7,694,472 B2 *	4/2010	Rawlings	52/210
2006/0096193 A1 *	5/2006	Ohrstrom	52/204.5
2008/0086973 A1 *	4/2008	Hallenstvet et al.	52/656.6

* cited by examiner

Primary Examiner — Doris Clark

(74) *Attorney, Agent, or Firm* — Nath, Goldberg & Meyer;
Joshua B. Goldberg; Jerald L. Meyer

(57) **CLAIM**

The ornamental design for “member for windows and doors,”
as shown and described.

DESCRIPTION

FIG. 1 is a perspective view of a member for windows and doors;

FIG. 2 is a front view of the member for windows and doors;

FIG. 3 is a rear view of the member for windows and doors;

FIG. 4 is a left-side view of the member for windows and doors;

FIG. 5 is a right-side view of the member for windows and doors;

FIG. 6 is a top plan view of the member for windows and doors; and,

FIG. 7 is bottom plan view of the member for windows and doors.

The claimed design is implemented on any article of synthetic resin and metal material.

1 Claim, 6 Drawing Sheets

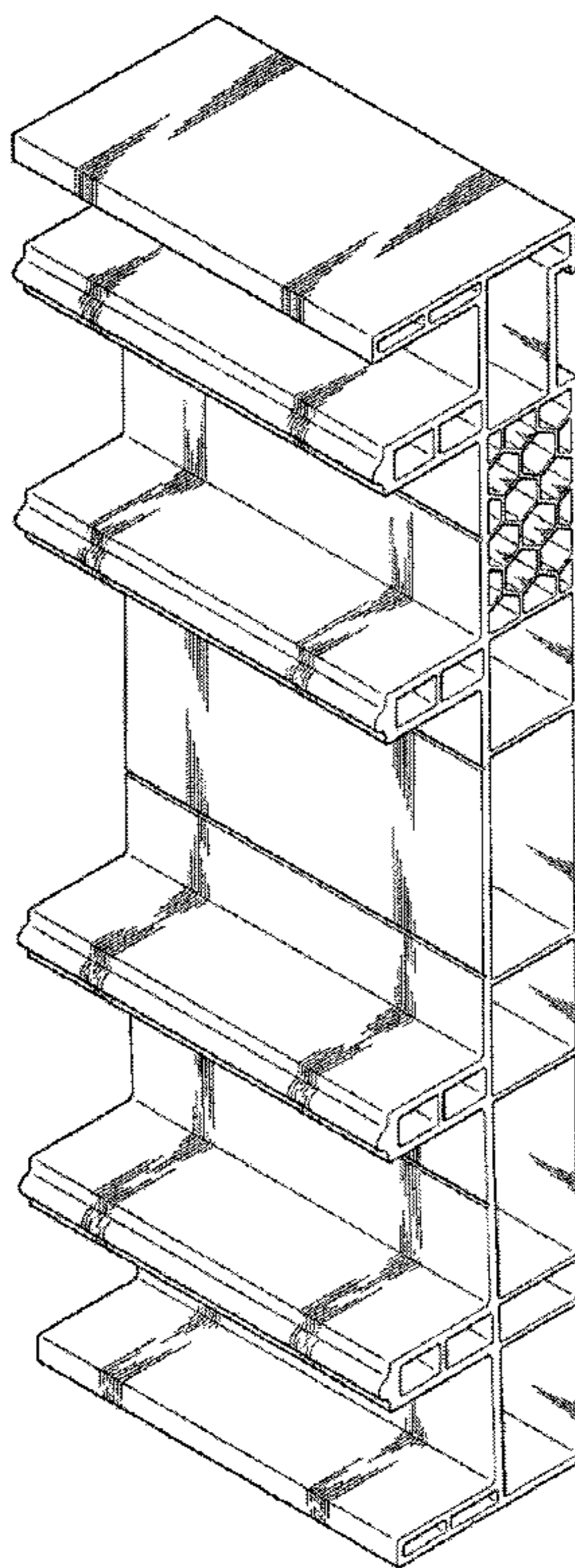


Fig. 1

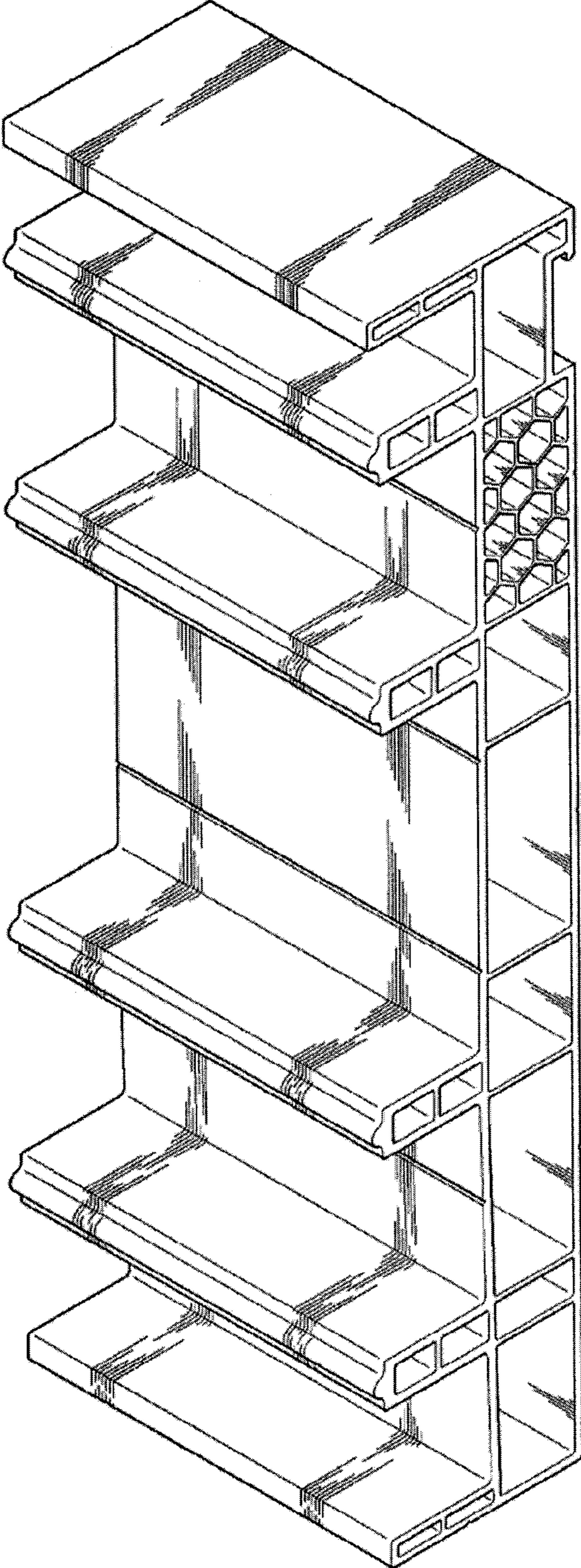


Fig. 2

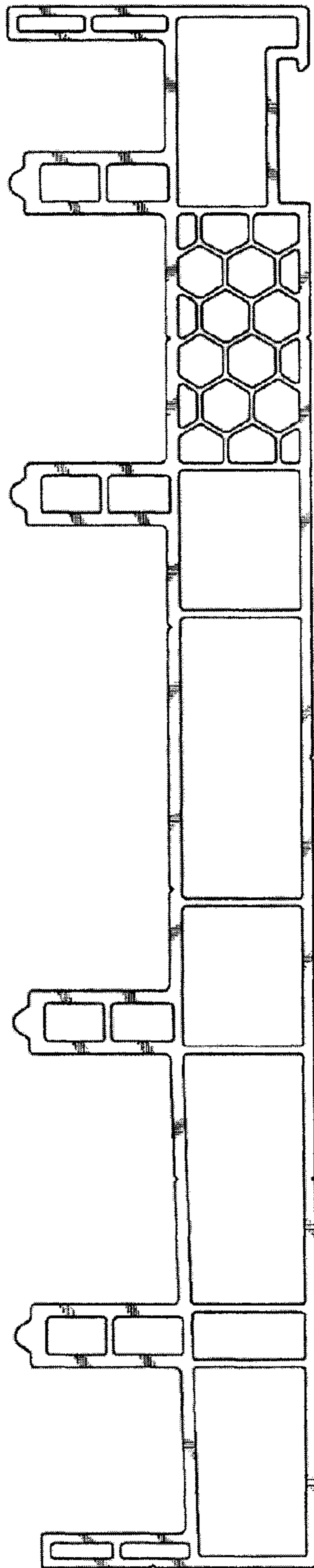


Fig. 3

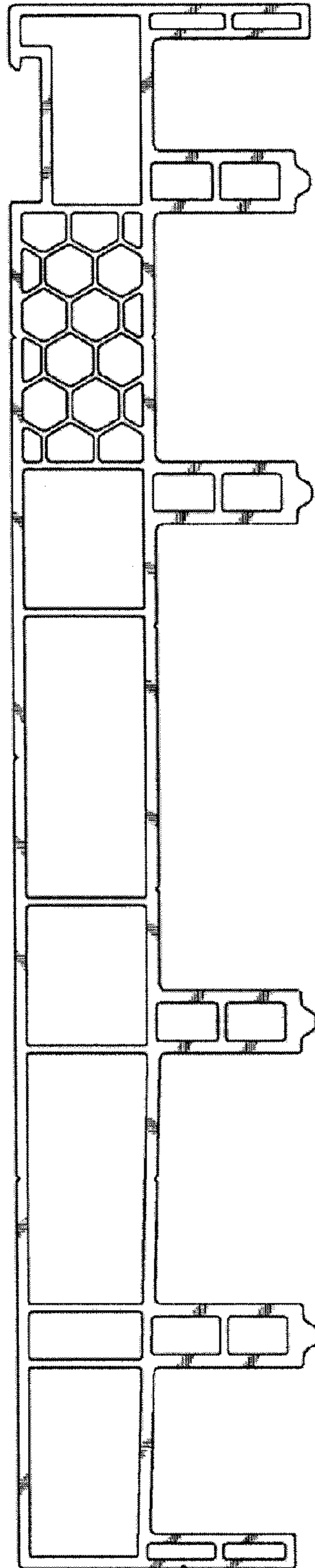


Fig. 4

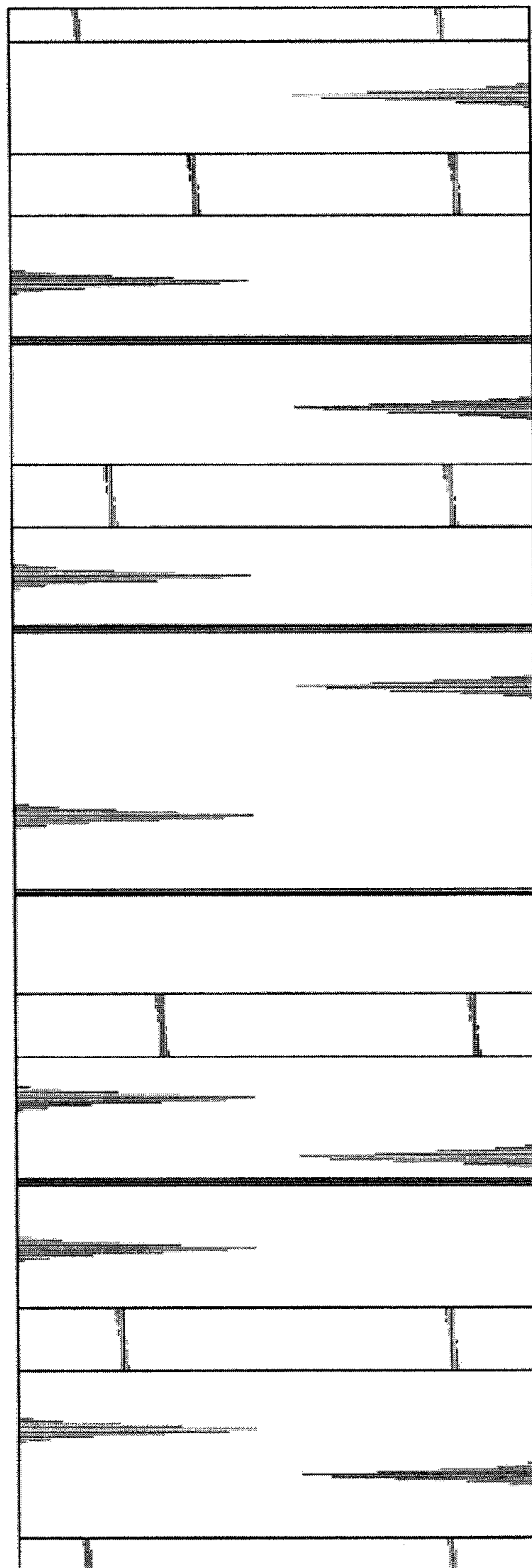


Fig. 5




Fig. 6




Fig. 7

