

US00D664674S

(12) **United States Design Patent**  
**Harvey**

(10) **Patent No.:** **US D664,674 S**

(45) **Date of Patent:** **\*\* Jul. 31, 2012**

(54) **SECURITY GRILL CLOSURE FOR SLIDING GLASS DOOR**

(76) Inventor: **Aaron M. Harvey**, Denair, CA (US)

(\*\*) Term: **14 Years**

(21) Appl. No.: **29/378,397**

(22) Filed: **Nov. 3, 2010**

(51) **LOC (9) Cl.** ..... **25-02**

(52) **U.S. Cl.** ..... **D25/48.8**

(58) **Field of Classification Search** ..... D25/48.8;  
49/50, 54, 56; 160/104; 52/656.8, 656.4  
See application file for complete search history.

(56) **References Cited**

**U.S. PATENT DOCUMENTS**

D341,210 S *	11/1993	Zvi	.....	D25/48.8
6,357,509 B1 *	3/2002	Lamazares	.....	160/210
7,121,004 B1 *	10/2006	Shoup	.....	29/897.312

\* cited by examiner

*Primary Examiner* — Doris Clark

(74) *Attorney, Agent, or Firm* — QuickPatents, Inc.; Kevin Prince

(57) **CLAIM**

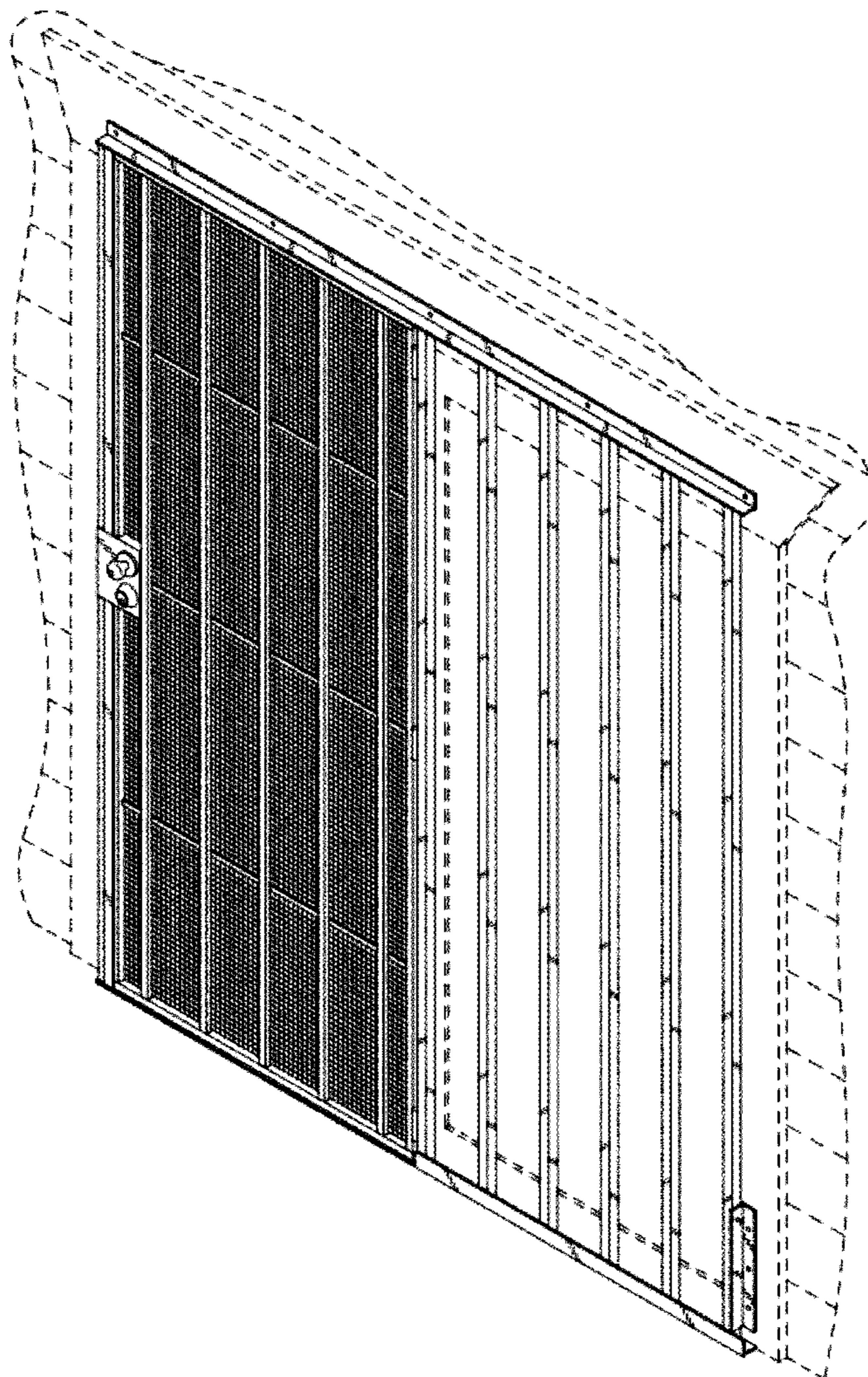
I claim the ornamental design for a security grill closure for sliding glass door, as shown and described.

**DESCRIPTION**

FIG. 1 is a perspective view of a security grill closure for sliding glass door, showing the new design;  
FIG. 2 is a front elevational view thereof;  
FIG. 3 is a rear elevational view thereof;  
FIG. 4 is a right-side elevational view thereof;  
FIG. 5 is a left-side elevational view thereof;  
FIG. 6 is a top plan view thereof; and,  
FIG. 7 is a bottom plan view thereof.

The broken lines showing a sliding glass door and structure in FIG. 1 are included for the purpose of illustrating the invention in use, and form no part of the claimed design.

**1 Claim, 3 Drawing Sheets**



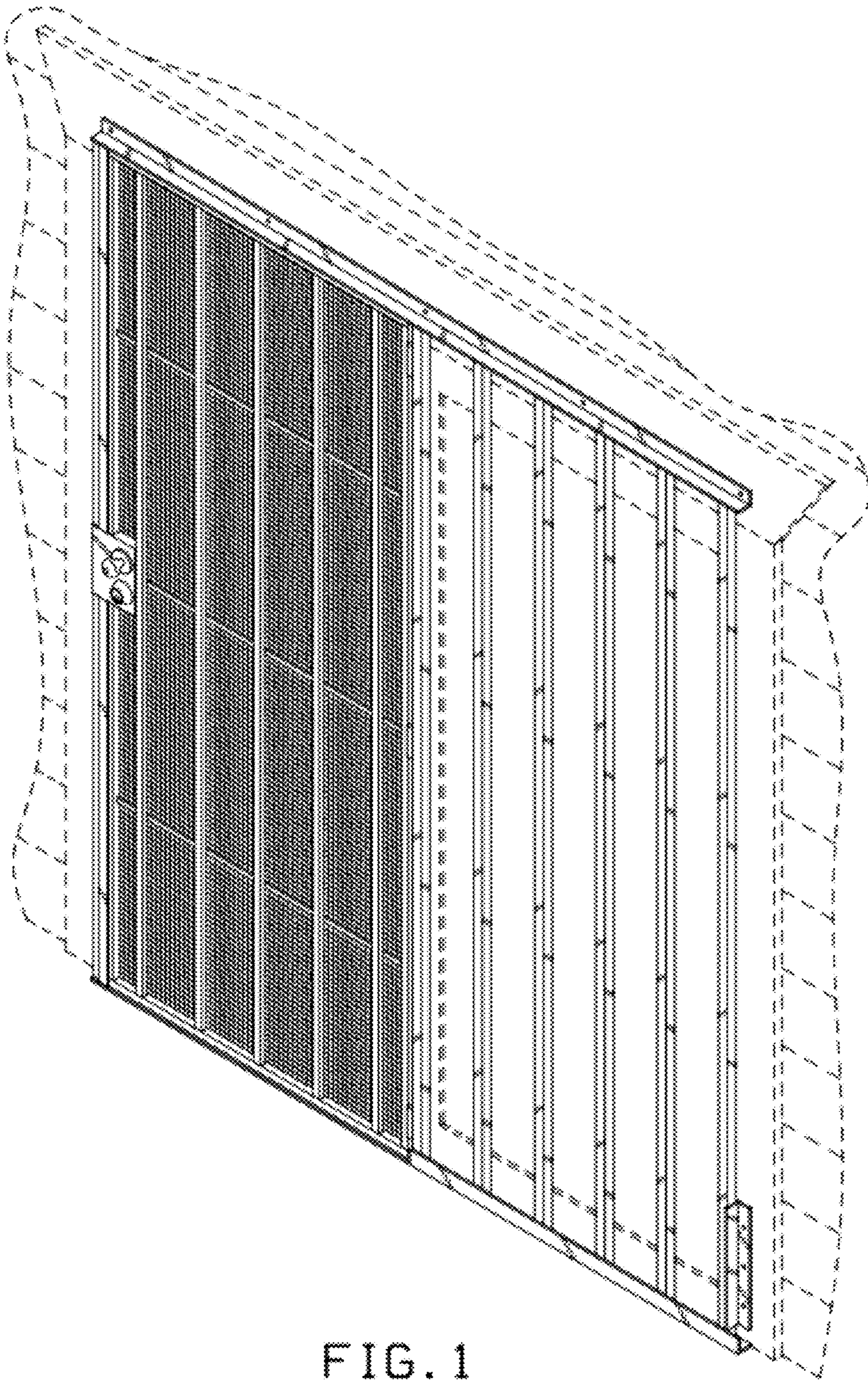


FIG. 1




FIG. 2



FIG. 4




FIG. 3



FIG. 5




FIG. 6



FIG. 7