

US00D664671S

(12) **United States Design Patent**
Walsh

(10) **Patent No.:** **US D664,671 S**
(45) **Date of Patent:** **** Jul. 31, 2012**

(54) **DOOR FACING**

(75) Inventor: **Jason M. Walsh**, Batavia, IL (US)

(73) Assignee: **Masonite Corporation**, Tampa, FL (US)

(**) Term: **14 Years**

(21) Appl. No.: **29/369,899**

(22) Filed: **Sep. 15, 2010**

(51) **LOC (9) Cl.** **25-02**

(52) **U.S. Cl.** **D25/48.3**

(58) **Field of Classification Search** D25/48,
D25/138, 48.3; 52/455

See application file for complete search history.

(56) **References Cited**

U.S. PATENT DOCUMENTS

D501,931 S	2/2005	Davina et al.
D507,835 S	7/2005	Lynch et al.
D516,225 S	2/2006	Lynch et al.
D516,226 S	2/2006	Lynch et al.
D527,466 S	8/2006	Lynch et al.
D528,665 S	9/2006	Lynch et al.
D529,624 S	10/2006	Lynch et al.
D534,660 S	1/2007	Lynch
D553,756 S	10/2007	Davina et al.
D564,102 S	3/2008	Meyer et al.
D564,103 S	3/2008	Meyer et al.

D566,294 S	4/2008	Walsh et al.
D582,051 S	12/2008	Walsh et al.
D593,212 S	5/2009	Walsh et al.
D607,121 S	12/2009	Davina et al.
D607,579 S	1/2010	Walsh et al.
D635,276 S *	3/2011	Turner D25/48

* cited by examiner

Primary Examiner — Doris Clark

(74) *Attorney, Agent, or Firm* — Berenato & White, LLC

(57) **CLAIM**

The ornamental design for a door facing, as shown and described.

DESCRIPTION

FIG. 1 is a front elevational view of my design;
 FIG. 2 is a rear elevational view;
 FIG. 3 is a bottom plan view;
 FIG. 4 is a top plan view;
 FIG. 5 is a cross-sectional view taken along the line 5-5 of FIG. 1;
 FIG. 6 is an enlarged fragmentary cross sectional view taken from FIG. 5;
 FIG. 7 is a left side elevational view;
 FIG. 8 is a right side elevational view; and,
 FIG. 9 is a cross-sectional view taken along the line 9-9 of FIG. 1.

1 Claim, 4 Drawing Sheets

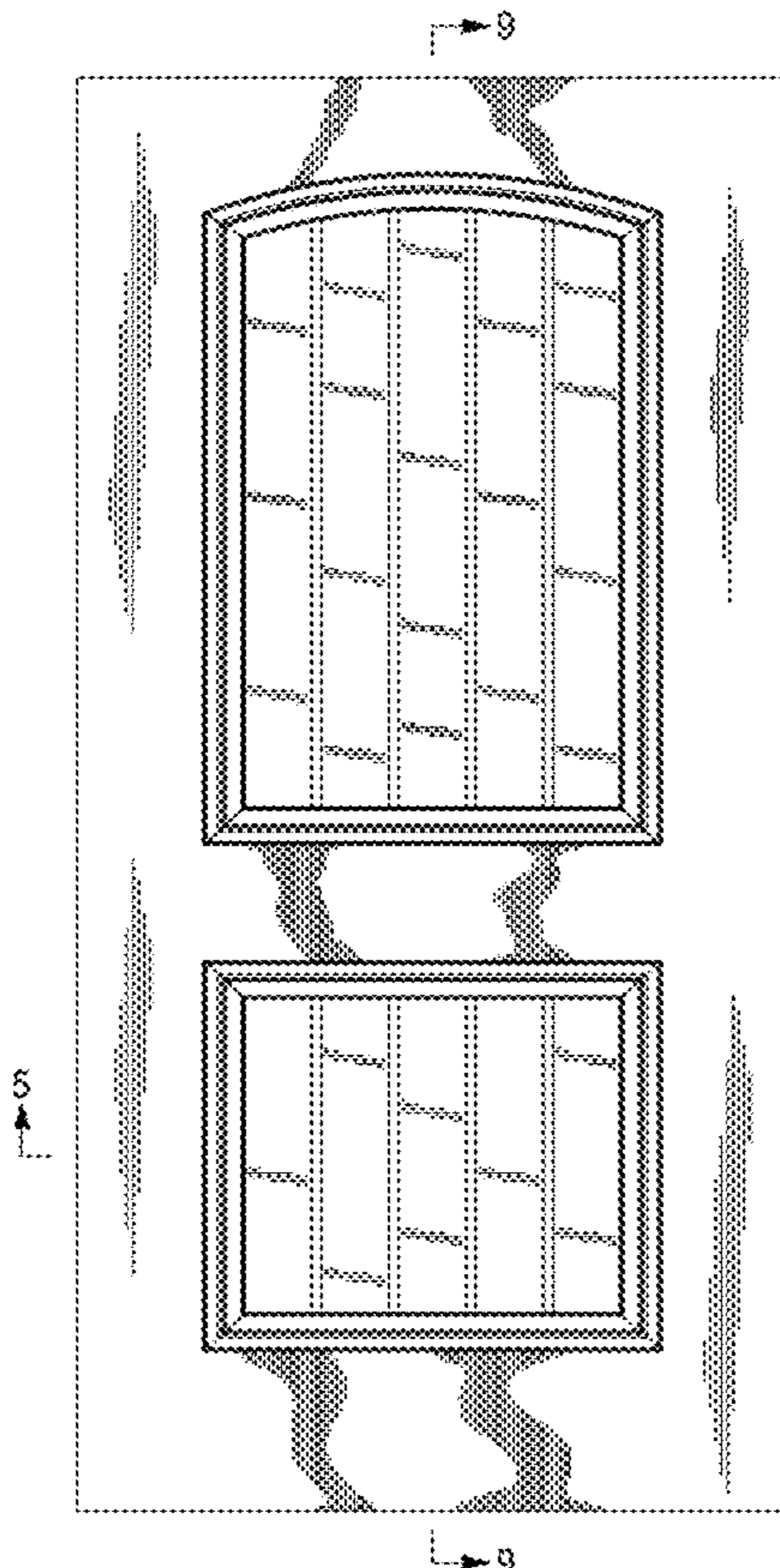


Fig. 1

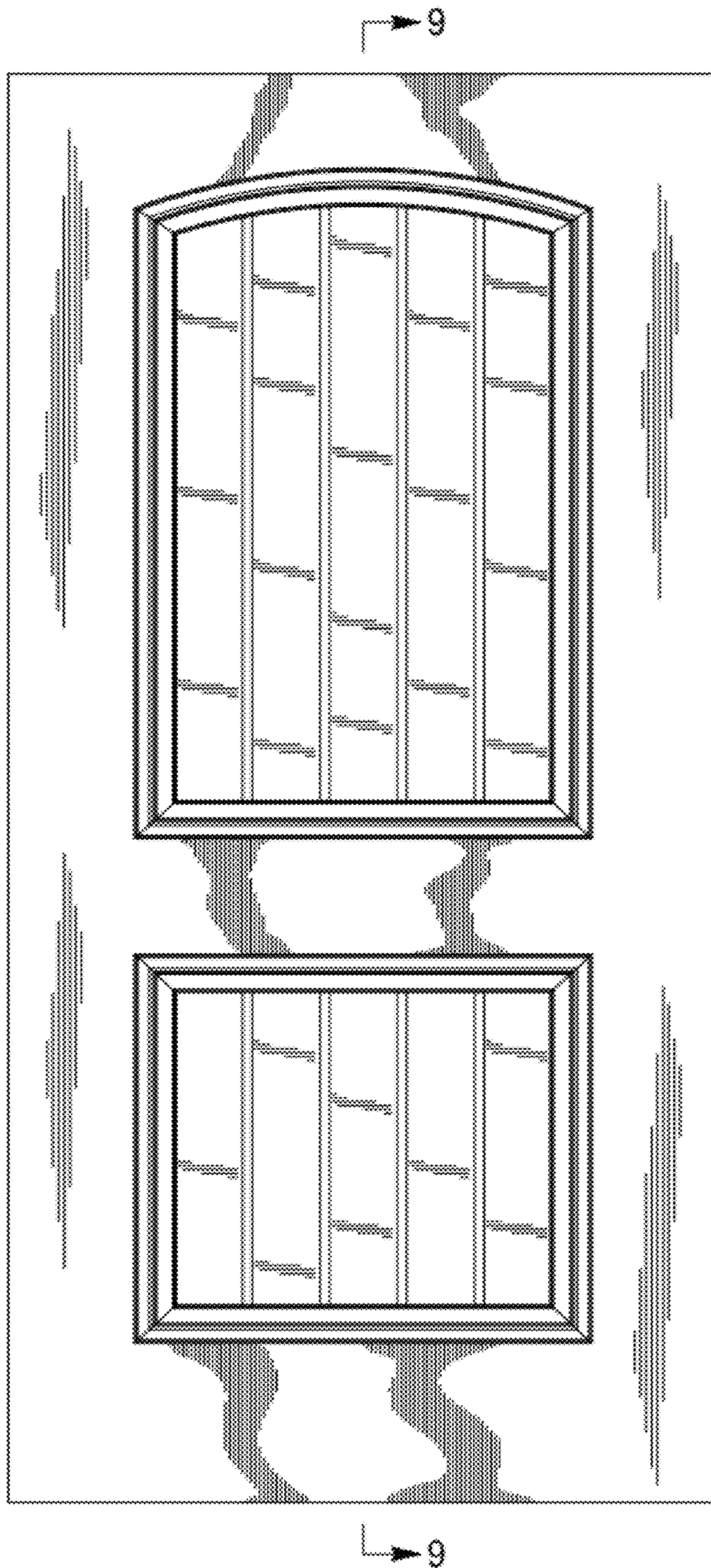


Fig. 2

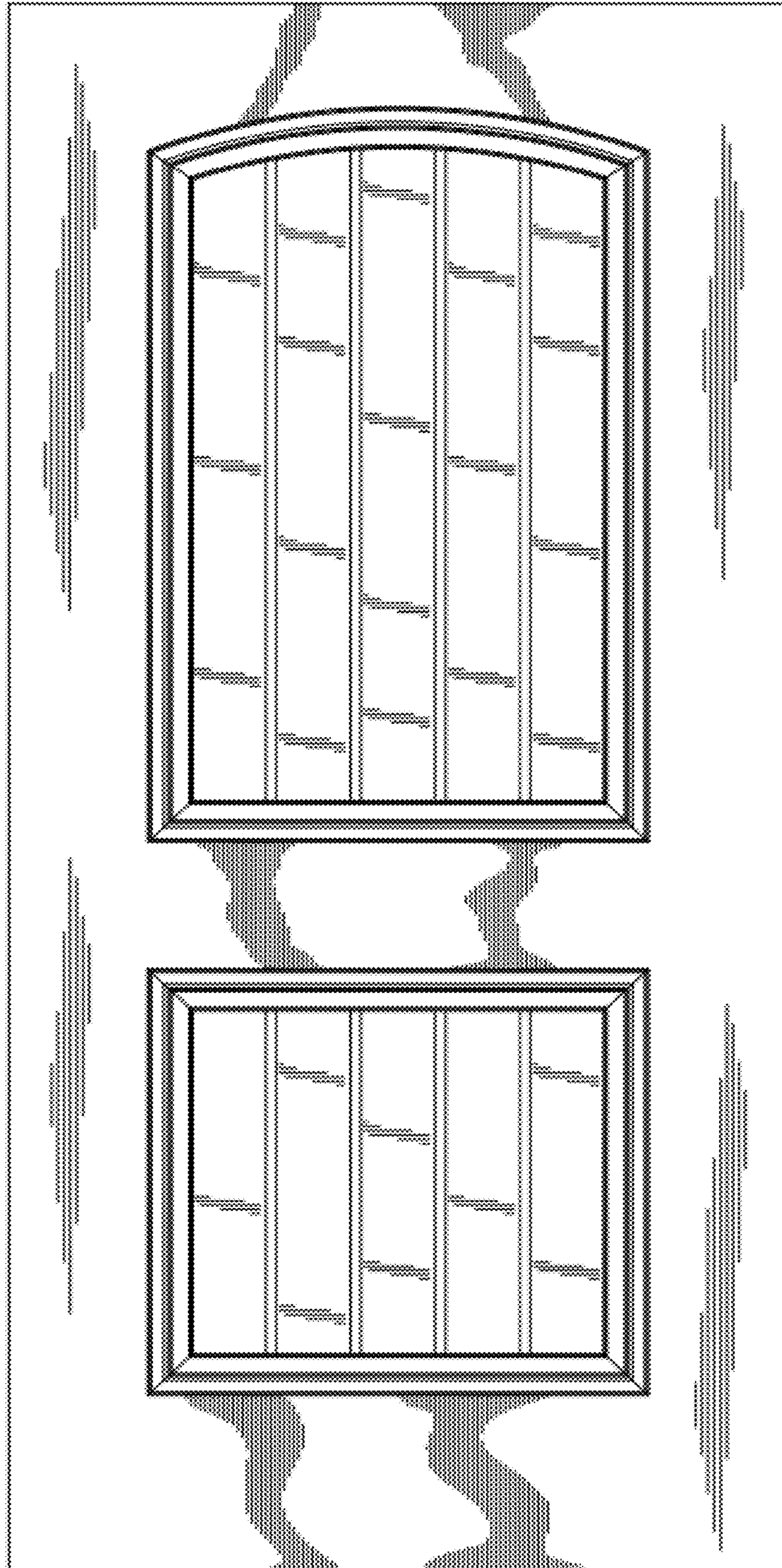


Fig. 3



Fig. 4



Fig. 5



Fig. 6



Fig. 7



Fig. 8



Fig. 9

