



US00D664643S

(12) **United States Design Patent**
Ungers et al.

(10) **Patent No.:** **US D664,643 S**
(45) **Date of Patent:** **** Jul. 31, 2012**

(54) **PANTILINER**

(75) Inventors: **Maggie Ungers**, Cincinnati, OH (US);
Carolina Jimenez, Heidelberg (DE)

(73) Assignee: **The Procter & Gamble Company**,
Cincinnati, OH (US)

(**) Term: **14 Years**

(21) Appl. No.: **29/383,229**

(22) Filed: **Jan. 14, 2011**

(30) **Foreign Application Priority Data**

Jul. 14, 2010 (WO) 555940701

(51) **LOC (9) Cl.** **24-04**

(52) **U.S. Cl.** **D24/125**

(58) **Field of Classification Search** D24/124-125;
604/358, 378-380, 383, 384, 385.1, 386,
604/387; D5/25, 47, 56, 30

See application file for complete search history.

(56) **References Cited**

U.S. PATENT DOCUMENTS

D426,304 S * 6/2000 Mitchler et al. D24/125
D439,057 S * 3/2001 Bissah et al. D5/35
D545,962 S * 7/2007 Adams et al. D24/125
D581,523 S * 11/2008 Macaulay et al. D24/124
D581,524 S * 11/2008 Macaulay et al. D24/124

D583,466 S * 12/2008 Dobrin et al. D24/124
D583,934 S * 12/2008 Li et al. D24/124
D594,973 S * 6/2009 Francoeur D24/124
D600,797 S * 9/2009 Nelson et al. D24/124
D600,800 S * 9/2009 Hood et al. D24/124
D600,802 S * 9/2009 Hood et al. D24/124
D600,803 S * 9/2009 Hood et al. D24/124
D601,696 S * 10/2009 Nelson et al. D24/124
D606,652 S * 12/2009 Hood et al. D24/124
D607,561 S * 1/2010 Grohol et al. D24/124
D614,293 S * 4/2010 Nelson et al. D24/124
D614,764 S * 4/2010 Nelson et al. D24/124
D622,838 S * 8/2010 Bracey D24/124
D626,217 S * 10/2010 Sealfon D24/124

* cited by examiner

Primary Examiner — T. Chase Nelson

Assistant Examiner — Michelle E Wilson

(74) *Attorney, Agent, or Firm* — Megan C. Hymore

(57) **CLAIM**

The ornamental design for a pantiliner, as shown and described.

DESCRIPTION

FIG. 1 is a perspective view of a pantiliner, showing my new design;


FIG. 2 is a top view of the design shown in FIG. 1;

FIG. 3 is a side view of the design shown in FIG. 1; and,

FIG. 4 is a front view of the design shown in FIG. 1.

The new design is a printed pattern; therefore, no cross-sectional view is provided.

1 Claim, 2 Drawing Sheets



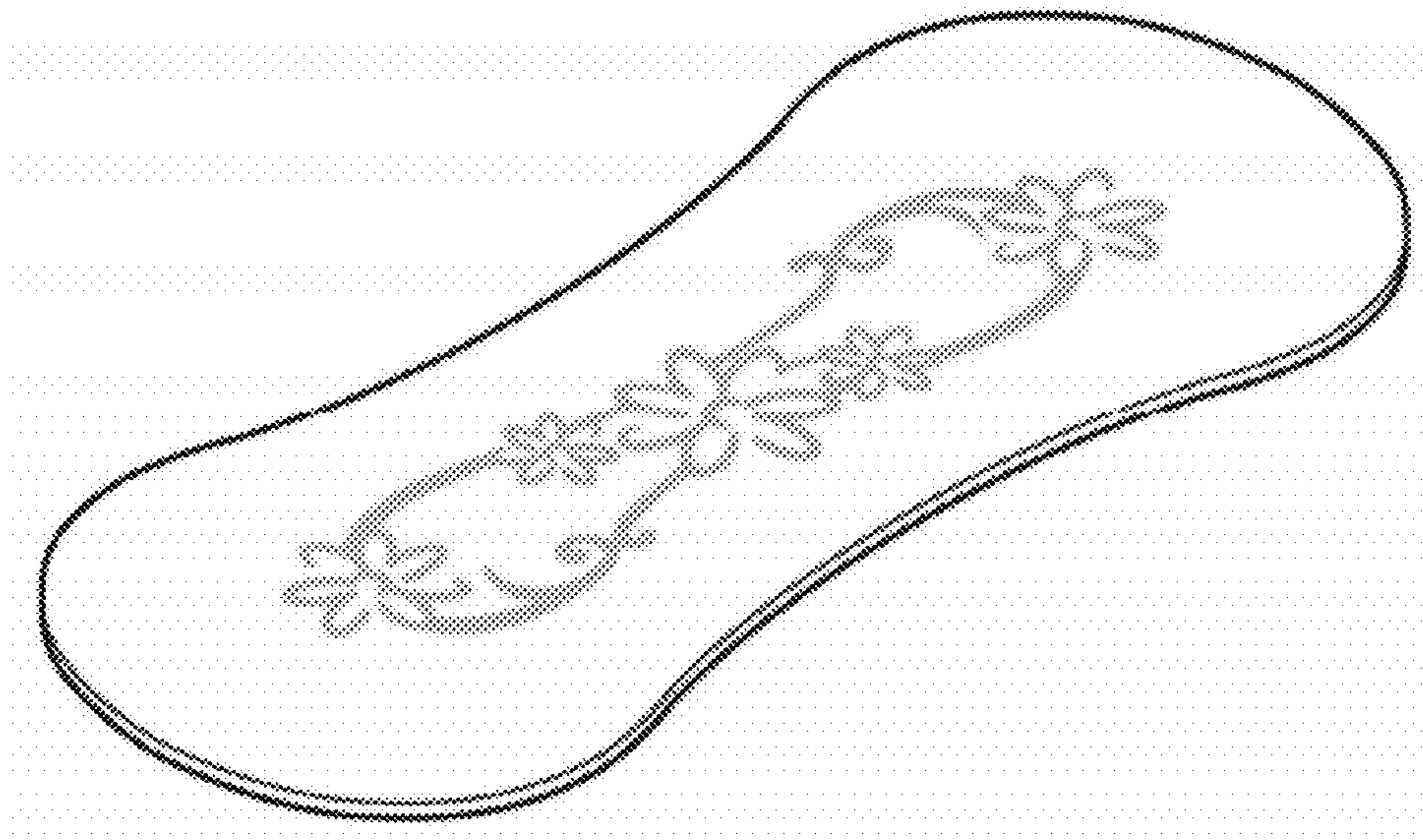


FIG. 1

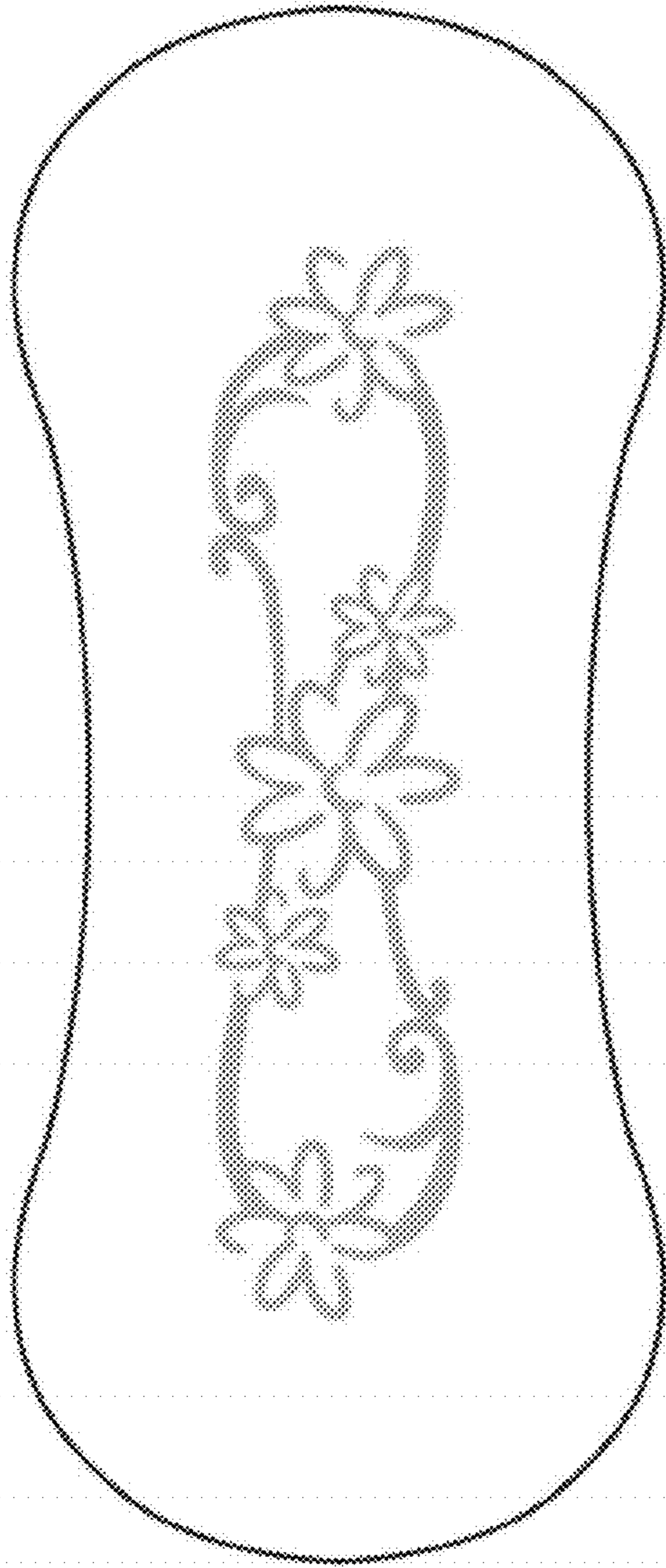


FIG. 2



FIG. 3



FIG. 4