

US00D664626S

(12) **United States Design Patent**
Devine et al.

(10) **Patent No.:** **US D664,626 S**

(45) **Date of Patent:** **** Jul. 31, 2012**

(54) **TANK SUPPORT**

(76) Inventors: **Tom Devine**, Watertown, SD (US);
Matthew Brant Frey, Watertown, SD
(US)

(**) Term: **14 Years**

(21) Appl. No.: **29/401,012**

(22) Filed: **Sep. 6, 2011**

(51) **LOC (9) Cl.** **23-01**

(52) **U.S. Cl.** **D23/206; D30/106**

(58) **Field of Classification Search** D30/101-107;
119/245-249, 269; 248/346.01, 346.03,
248/346.06; D11/145, 81; D21/307-308,
D21/334, 479, 489, 686; D6/582; D19/64;
D25/119; 52/403.1, 392, 592.4; 428/44;
D10/81-84; D23/202, 206; 206/386, 595;
220/565, 572

See application file for complete search history.

(56) **References Cited**

U.S. PATENT DOCUMENTS

D80,865 S *	4/1930	Simpson	D30/103
D224,031 S *	6/1972	Willinger	D30/106
D351,488 S *	10/1994	Tominaga	D30/101
5,429,236 A *	7/1995	Evans	206/386
D418,634 S *	1/2000	Harmony	D30/101
D435,702 S *	12/2000	Willinger	D30/106

D435,942 S *	1/2001	Willinger	D30/106
6,264,157 B1 *	7/2001	Muyskens	248/346.03
6,584,747 B2 *	7/2003	Kettler et al.	52/592.2
6,755,154 B1 *	6/2004	Goldman et al.	119/245
6,761,133 B1 *	7/2004	Gearhart	119/269
D596,699 S *	7/2009	Urriola	D23/206

* cited by examiner

Primary Examiner — Wan Laymon

(57) **CLAIM**

The ornamental design for a tank support, as shown and described.

DESCRIPTION

FIG. 1 is an exploded top plan view of a tank support showing my new design, a bottom plan view being a mirror image of the top plan view;


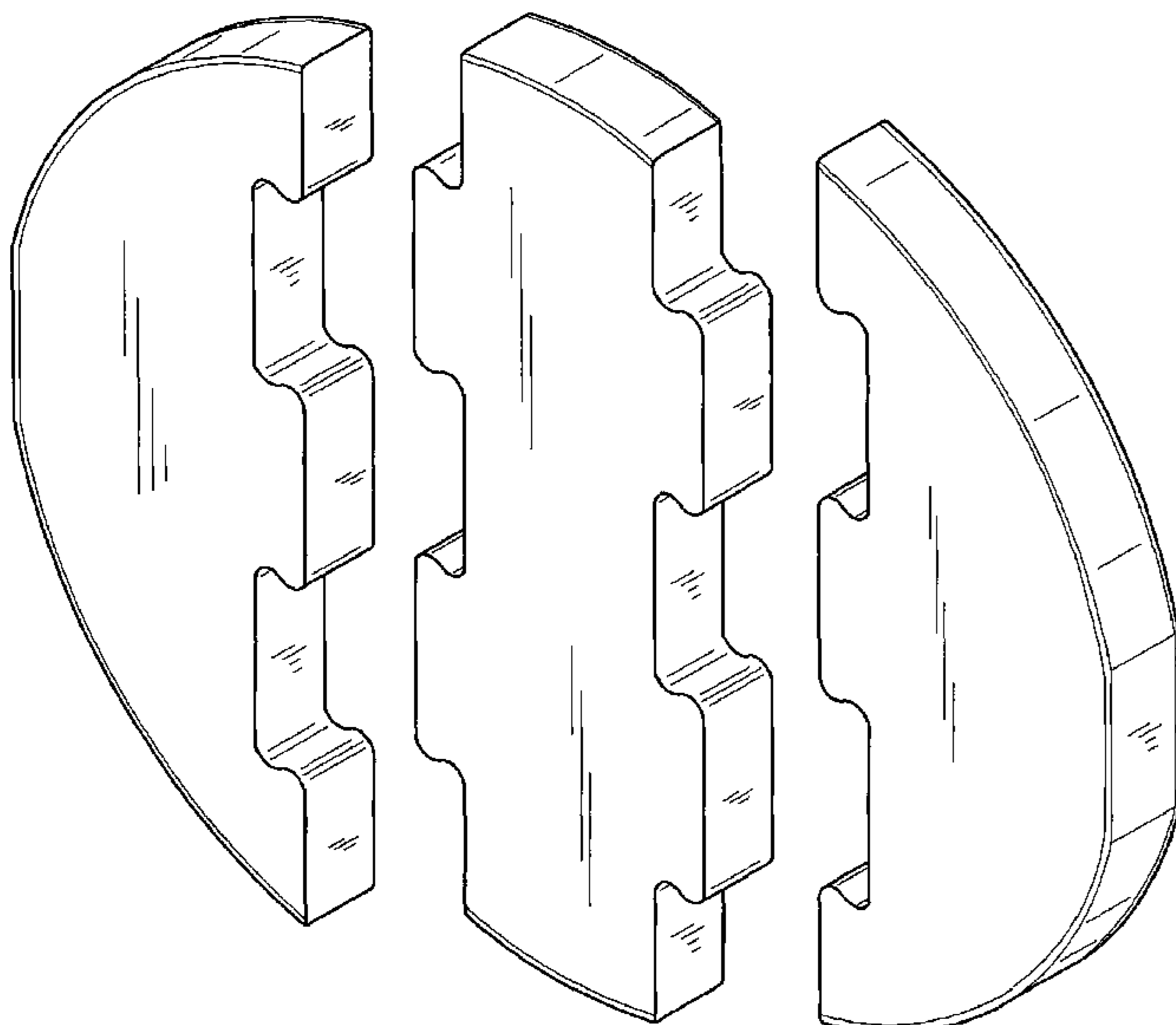
FIG. 2 is an exploded left side elevated view of the tank support, a right side elevated view being a mirror image thereof;

FIG. 3 is an exploded front elevated view of the tank support, a rear elevated view being a mirror image thereof;

FIG. 4 is an exploded top perspective view of the tank support; and,

FIG. 5 is a front in-use view of the tank support having a tank thereon, the portions in phantom being for illustrative purposes only and forming no portion of the claimed invention.

1 Claim, 4 Drawing Sheets



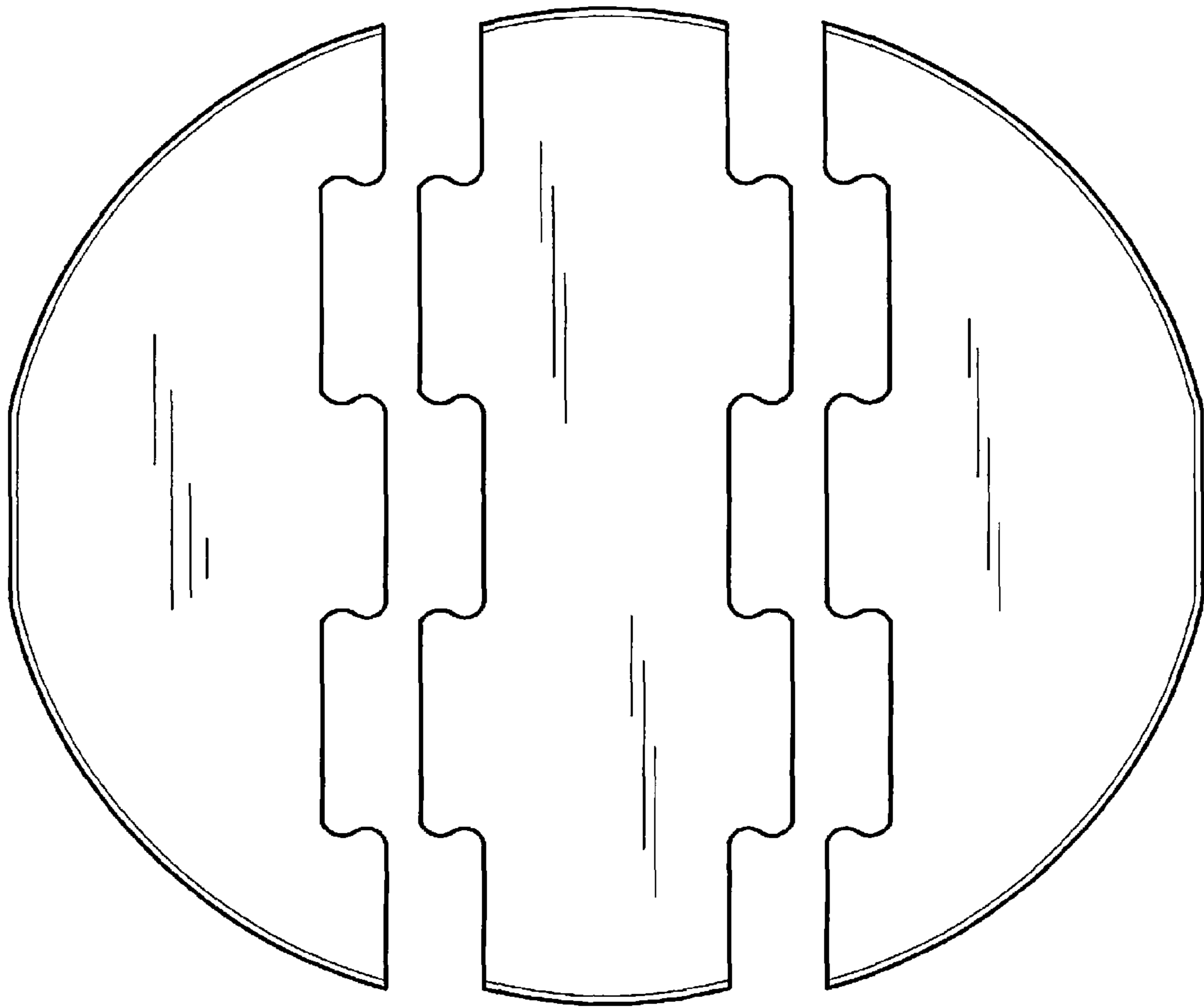


FIG. 1

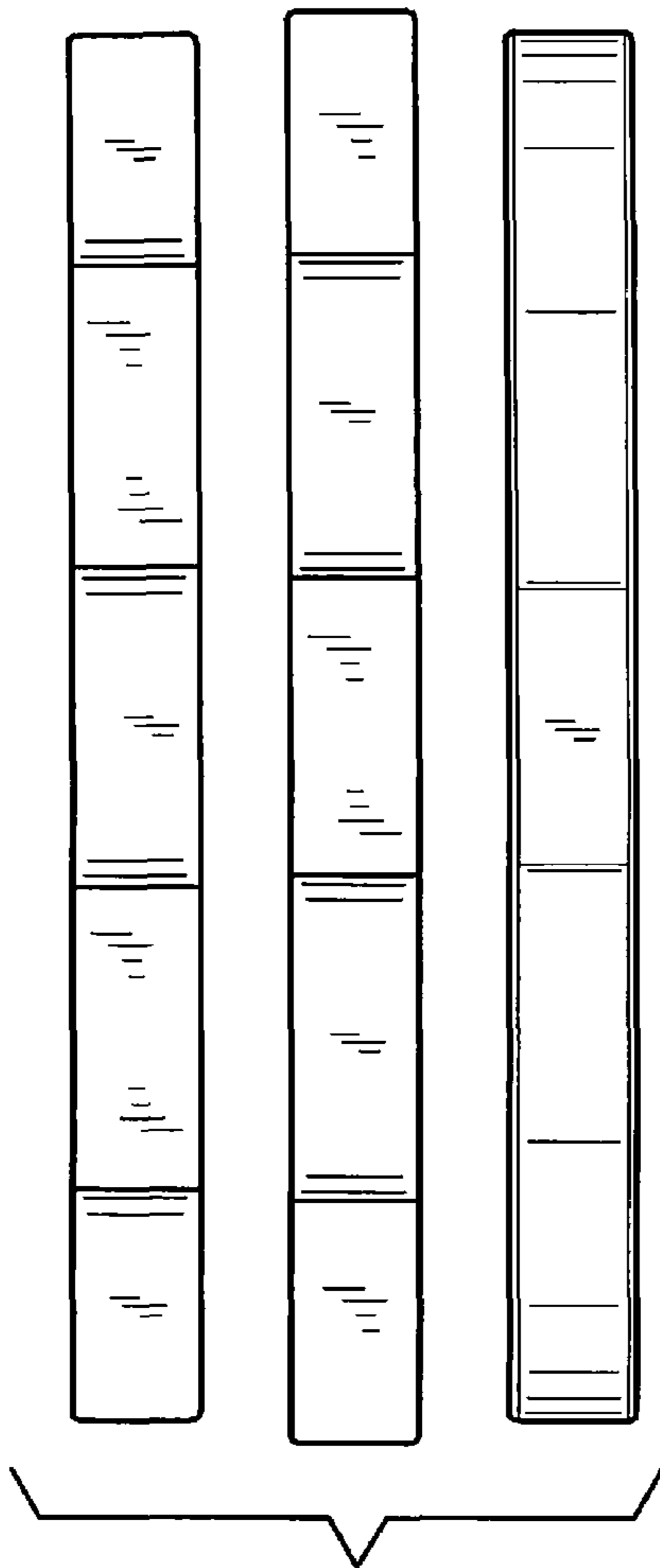


FIG. 2

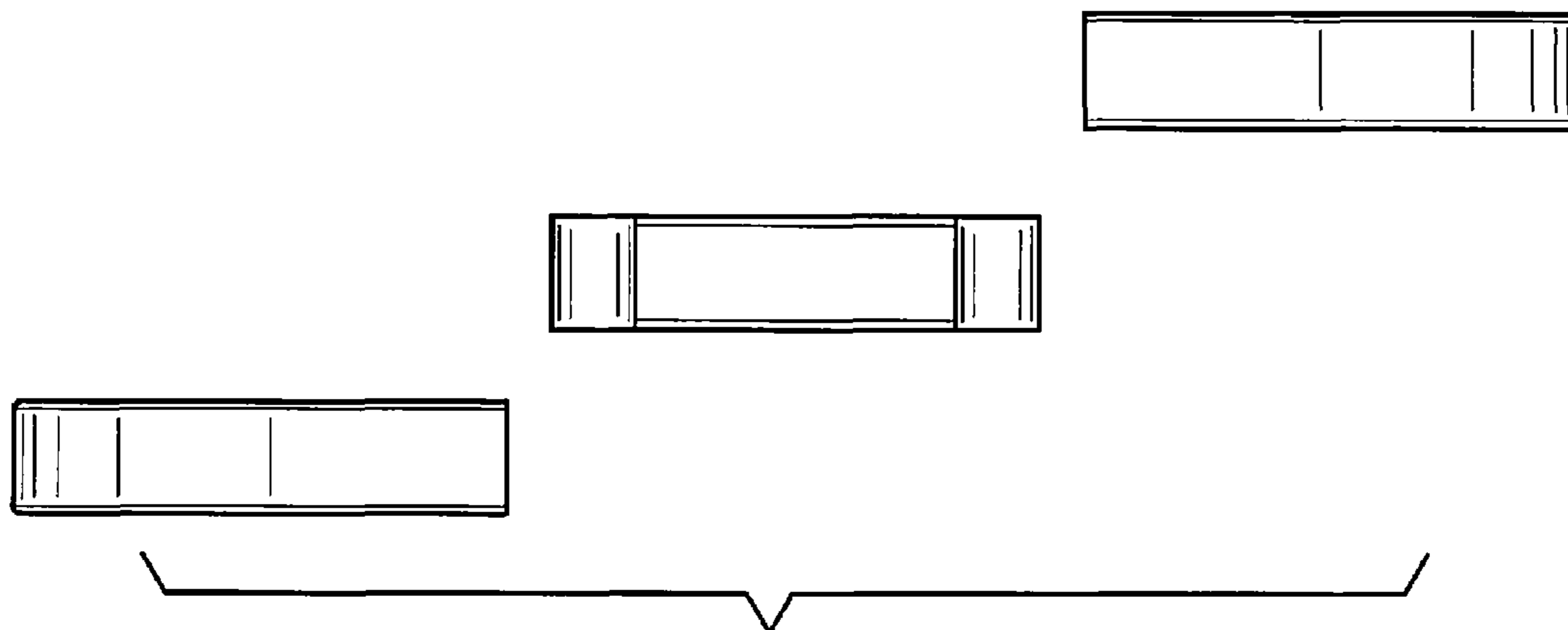


FIG. 3

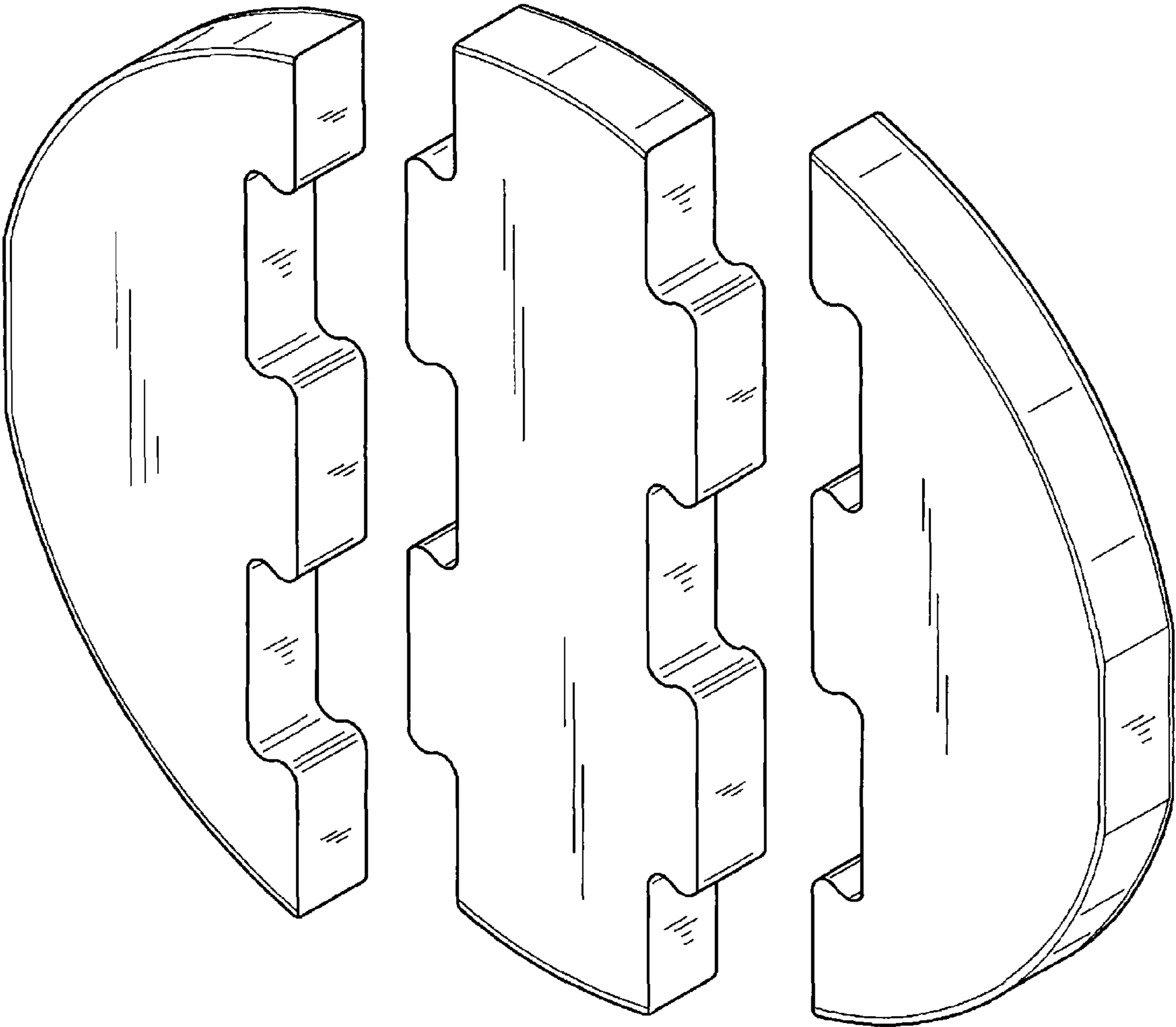


FIG. 4

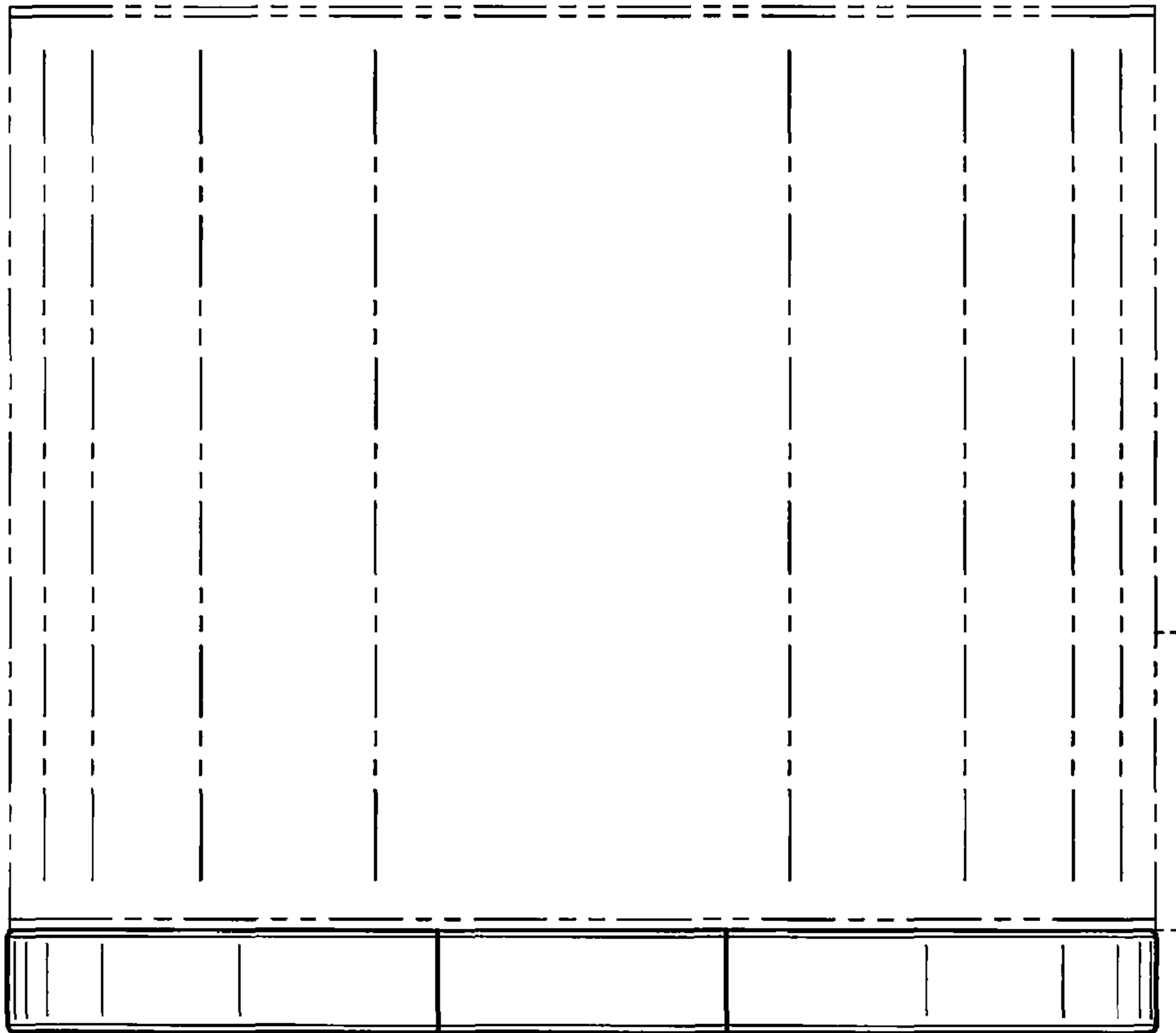


FIG. 5