

US00D664620S

(12) **United States Design Patent**
Itou et al.

(10) **Patent No.:** **US D664,620 S**
(45) **Date of Patent:** **** Jul. 31, 2012**

(54) **GOLF CLUB SHAFT**

(75) Inventors: **Akinari Itou**, Tokyo (JP); **Hikaru Shiraishi**, Tokyo (JP); **Toshio Ninomiya**, Toyohashi (JP); **Tsutomu Ibuki**, Toyohashi (JP)

(73) Assignee: **Mistubishi Rayon Co., Ltd.** (JP)

(**) Term: **14 Years**

(21) Appl. No.: **29/397,331**

(22) Filed: **Jul. 14, 2011**

(30) **Foreign Application Priority Data**

Feb. 8, 2011 (JP) 2011-002661

(51) **LOC (9) Cl.** **21-02**

(52) **U.S. Cl.** **D21/757**

(58) **Field of Classification Search** D21/756-757;
473/316-323

See application file for complete search history.

(56) **References Cited**

U.S. PATENT DOCUMENTS

| | | | | |
|--------------|---------|-------------------|-------|---------|
| D327,309 S * | 6/1992 | Shigetoh | | D21/757 |
| D537,498 S * | 2/2007 | Brookshire-Herron | | D21/757 |
| D593,173 S * | 5/2009 | Kawami | | D21/757 |
| D602,108 S * | 10/2009 | Miyama et al. | | D21/757 |
| D606,147 S * | 12/2009 | Miyama et al. | | D21/757 |
| D618,297 S * | 6/2010 | Miyama et al. | | D21/757 |

FOREIGN PATENT DOCUMENTS

JP D1385078 4/2010

OTHER PUBLICATIONS

U.S. Appl. No. 29/397,329, entitled "Golf Club Shaft" filed Jul. 14, 2011.

* cited by examiner

Primary Examiner — Mitchell Siegel

(74) *Attorney, Agent, or Firm* — SAIDMAN DesignLaw Group

(57) **CLAIM**

The ornamental design for a golf club shaft, as shown and described.

DESCRIPTION

FIG. 1 is a front elevational view of a golf club shaft showing our new design;

FIG. 2 is a rear elevational view thereof;

FIG. 3 is a top plan view thereof;

FIG. 4 is a bottom plan view thereof; and,

FIG. 5 is a projected diagram of the pattern shown on the golf club shaft of FIG. 1.

The broken lines are environmental only and form no part of the claimed design. The ends of the shaft indicate indeterminate length.

1 Claim, 3 Drawing Sheets



Fig. 1




Fig. 2




Fig. 3




Fig. 4




Fig. 5

