



US00D664595S

(12) **United States Design Patent**
Bennett

(10) **Patent No.:** **US D664,595 S**
(45) **Date of Patent:** **** Jul. 31, 2012**

(54) **AUTOMOBILE TAG**

(76) Inventor: **Nicolette B. Bennett**, Greenville, AL
(US)

(**) Term: **14 Years**

(21) Appl. No.: **29/409,125**

(22) Filed: **Dec. 20, 2011**

(51) **LOC (9) Cl.** **20-03**

(52) **U.S. Cl.** **D20/13**

(58) **Field of Classification Search** D20/10,
D20/11, 13, 14, 19, 22-28, 40, 99;
40/124.01-124.09, 124.11-124.19, 124.191;
D6/511, 592, 613; D11/165, 172; D19/1,
D19/6, 9, 10; D28/7, 9; D99/29; 283/56,
283/67, 71, 81; 362/812

See application file for complete search history.

(56) **References Cited**

U.S. PATENT DOCUMENTS

D17,308 S * 5/1887 Kelsey D19/1
D62,616 S * 7/1923 MacMillien D20/10
D69,469 S * 2/1926 Warner D20/40
2,535,265 A * 12/1950 Caffrey 40/207

D175,829 S * 10/1955 Fitzpatrick D19/1
D301,668 S * 6/1989 Smith D6/592
D501,890 S * 2/2005 Lazaroff et al. D20/40
D565,113 S * 3/2008 Fischer, III D20/13
D642,332 S * 7/2011 Kim D28/7

* cited by examiner

Primary Examiner — Mary Ann Calabrese

(74) *Attorney, Agent, or Firm* — Angela Holt; Bradley Arant
Boult Cummings LLP

(57) **CLAIM**

The ornamental design for an automobile tag, as shown and
described.

DESCRIPTION

FIG. 1 is a front perspective view of an automobile tag shown
on an automobile. Broken lines are for illustrated purposes
only and form no part of the claimed design.


FIG. 2 is a front plan view of the automobile tag of FIG. 1.

FIG. 3 is a rear plan view of the automobile tag of FIG. 1.

FIG. 4 is a top plan view of the automobile tag of FIG. 1. The
bottom plan view is identical to the top plan view; and,

FIG. 5 is a right side plan view of the automobile tag of FIG.
1. The left side plan view is identical to the right side plan
view.

1 Claim, 2 Drawing Sheets






Fig. 1

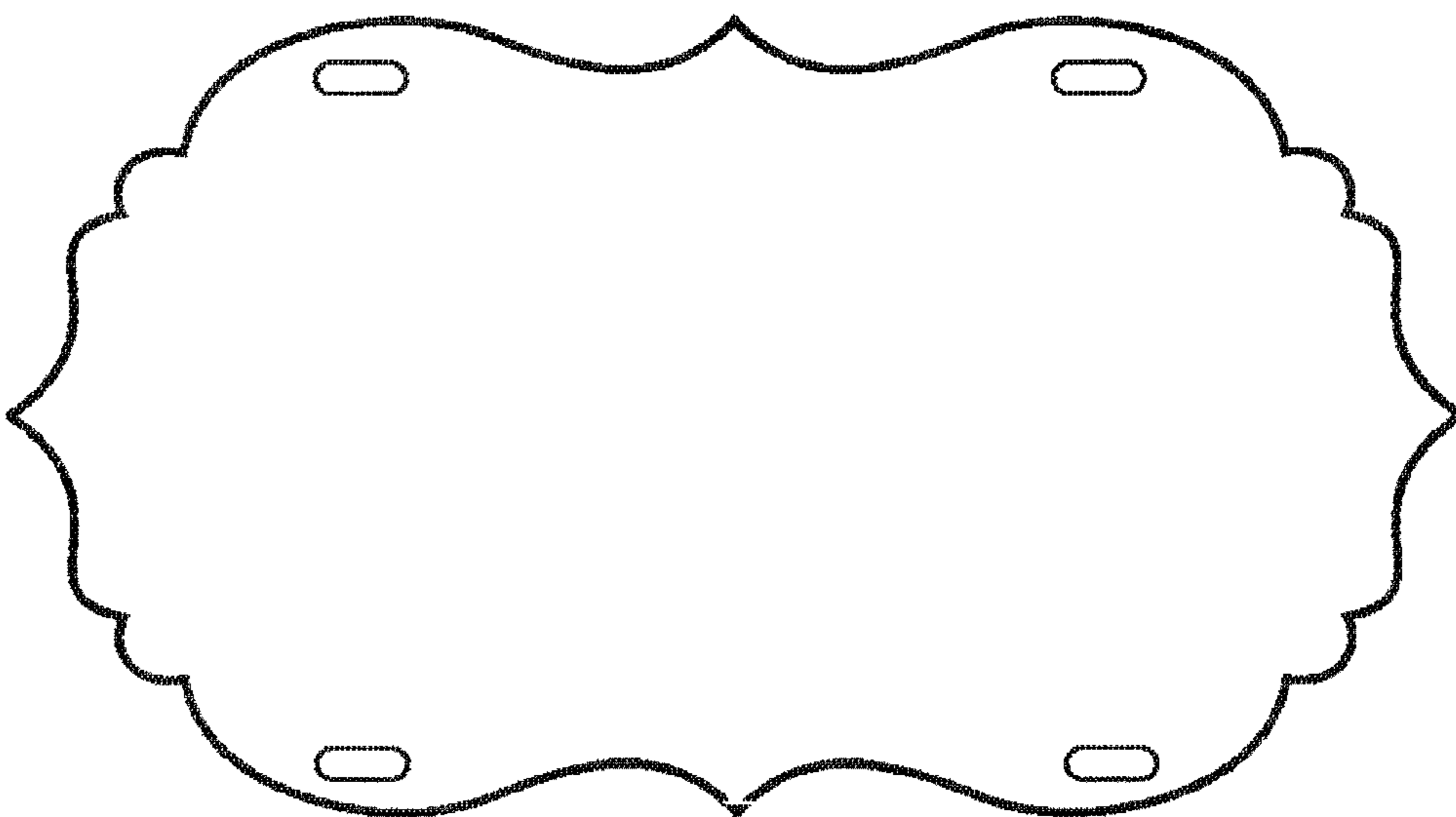


Fig. 2

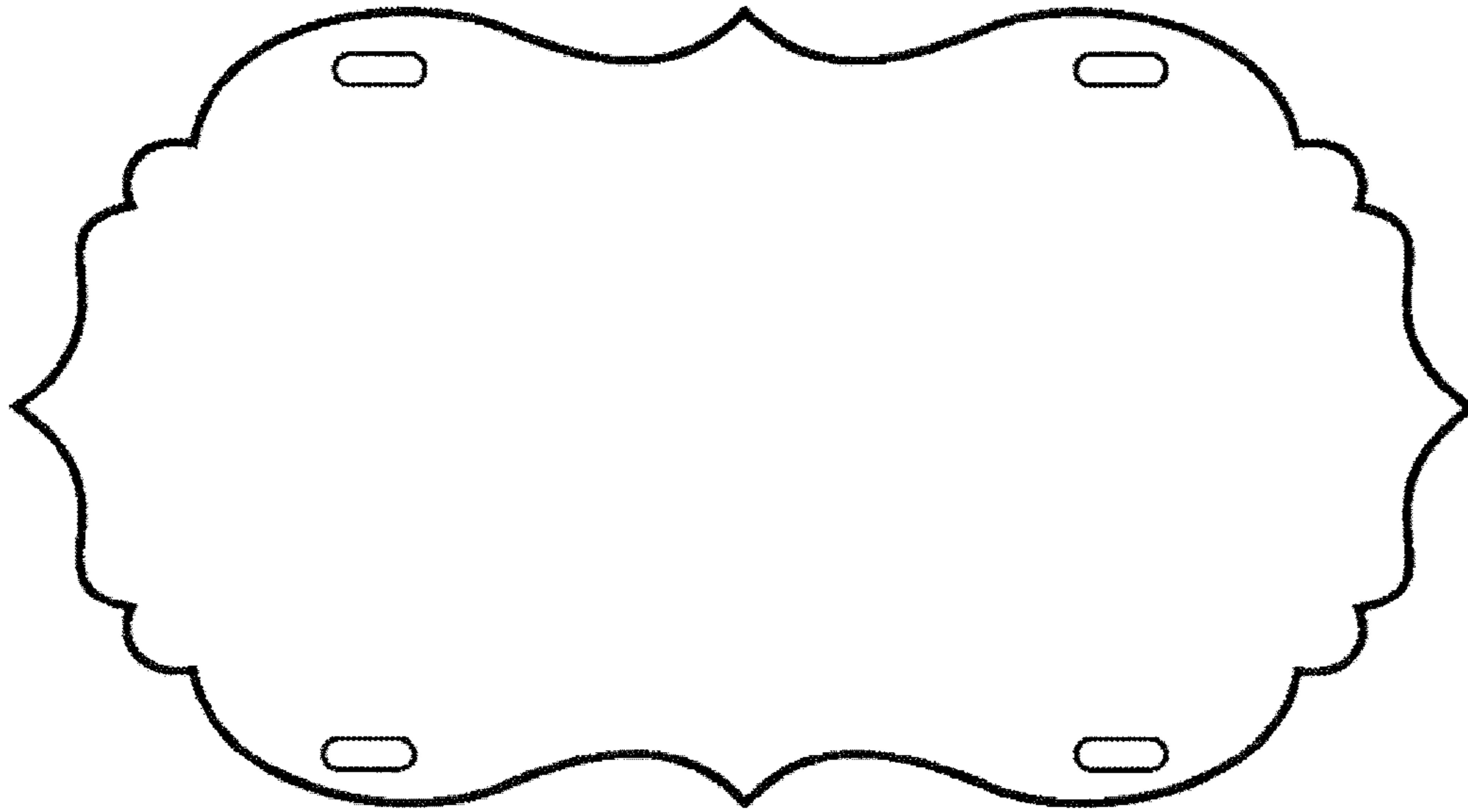


Fig. 3



Fig. 4



Fig. 5