

US00D664588S

(12) **United States Design Patent**  
**Zoonens**

(10) **Patent No.:** **US D664,588 S**

(45) **Date of Patent:** **\*\* Jul. 31, 2012**

(54) **SPECTACLE FRAME**

(75) Inventor: **Charles Zoonens**, Linas (FR)

(73) Assignee: **Minima**, Linas (FR)

(\*\*) Term: **14 Years**

(21) Appl. No.: **29/368,913**

(22) Filed: **Aug. 31, 2010**

(51) **LOC (9) Cl.** ..... **16-06**

(52) **U.S. Cl.** ..... **D16/316**

(58) **Field of Classification Search** ..... D16/101,  
D16/300-342; D29/109-110; D24/110.2;  
351/41, 44, 51-52, 62, 158, 92, 103-123,  
351/140, 153, 45-46; 2/426-432, 447-449,  
2/441, 434-437, 13, 15; D21/483, 659-661  
See application file for complete search history.

(56) **References Cited**

**U.S. PATENT DOCUMENTS**

6,969,173	B1	*	11/2005	Ku	.....	351/113
D537,862	S	*	3/2007	Mouclier	.....	D16/315
D567,838	S	*	4/2008	Fuchs	.....	D16/315
D569,893	S	*	5/2008	Roux	.....	D16/316
D573,170	S	*	7/2008	Fuchs	.....	D16/316

D582,961	S	*	12/2008	Fuchs	.....	D16/316
D582,964	S	*	12/2008	Fuchs	.....	D16/316
D597,123	S	*	7/2009	Strecker	.....	D16/315
D606,577	S	*	12/2009	Gelifier	.....	D16/315
D635,178	S	*	3/2011	Fuchs	.....	D16/315
D650,002	S	*	12/2011	Zoonens	.....	D16/315
D657,813	S	*	4/2012	Mouclier	.....	D16/316

\* cited by examiner

*Primary Examiner* — Raphael Barkai

(74) *Attorney, Agent, or Firm* — Muncy, Geissler, Olds & Lowe, PLLC

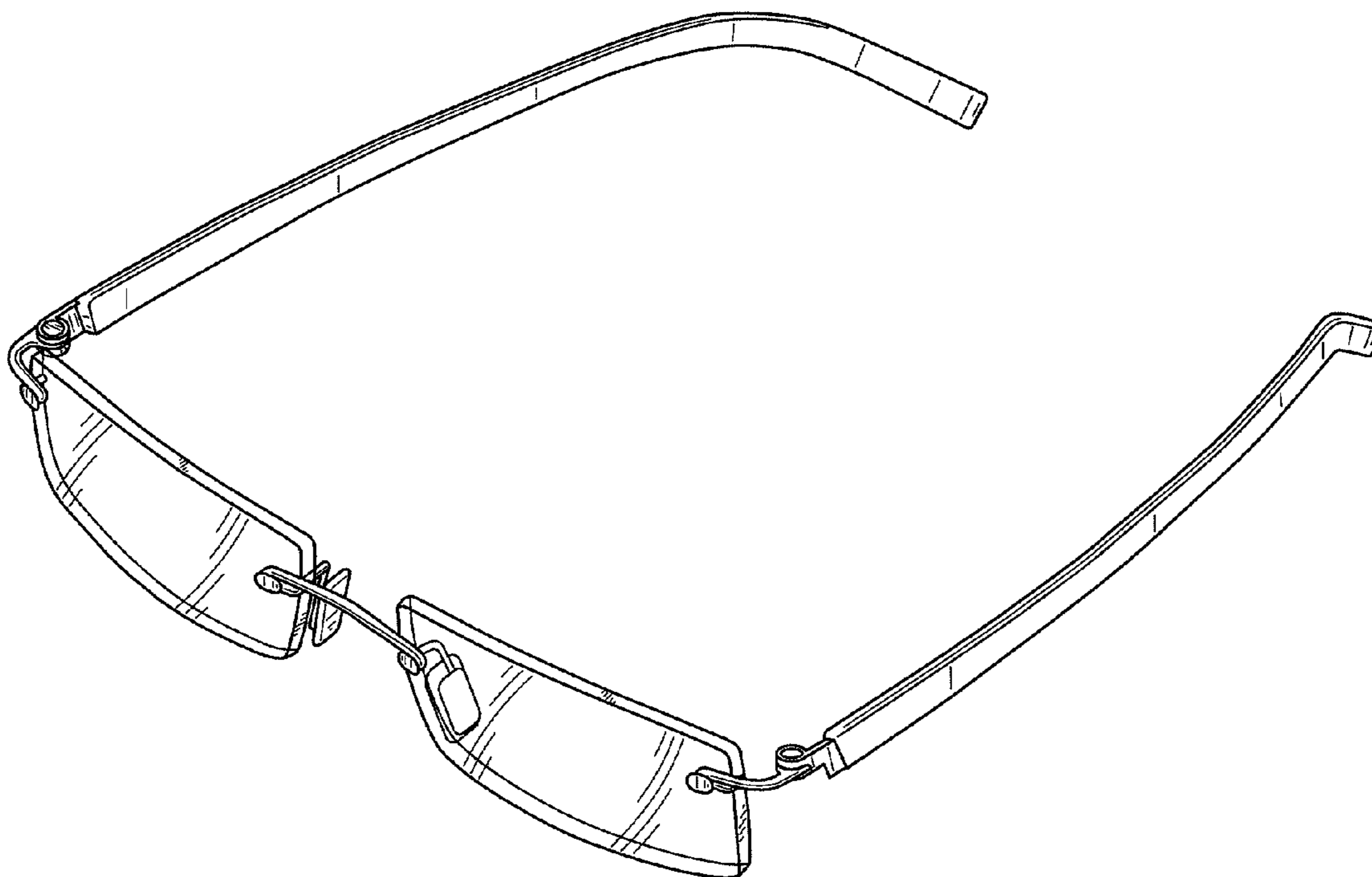
(57) **CLAIM**

The ornamental design for a spectacle frame, as shown and described.

**DESCRIPTION**

FIG. 1 is a front, right perspective view of a spectacle frame showing my new design;  
FIG. 2 is a back, left perspective view of the spectacle frame;  
FIG. 3 is a front elevational view of the spectacle frame;  
FIG. 4 is a rear elevational view of the spectacle frame;  
FIG. 5 is a left side view of the spectacle frame;  
FIG. 6 is a right side view of the spectacle frame; and,  
FIG. 7 is a top, plan view of the spectacle frame.

**1 Claim, 5 Drawing Sheets**



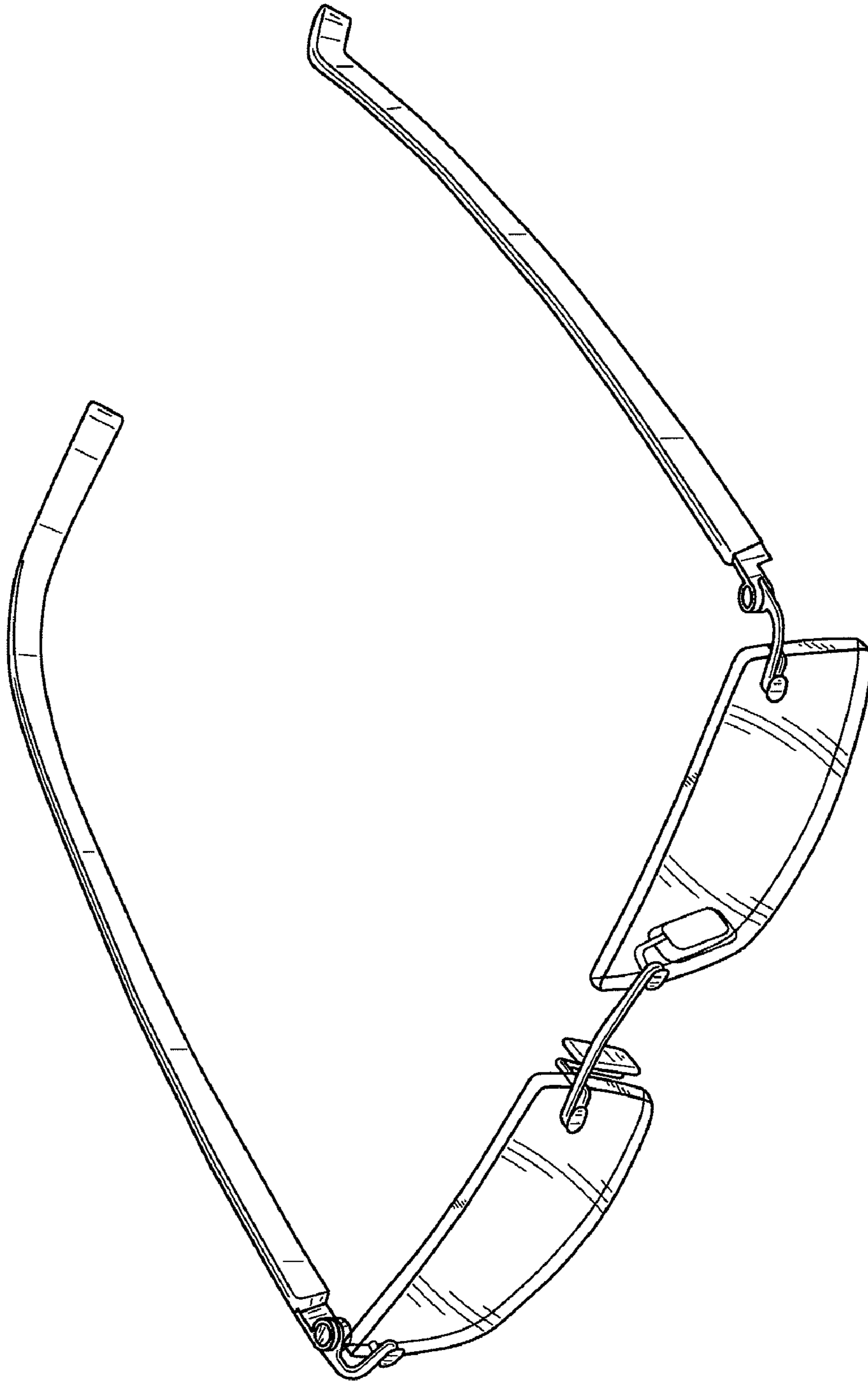


FIG. 1

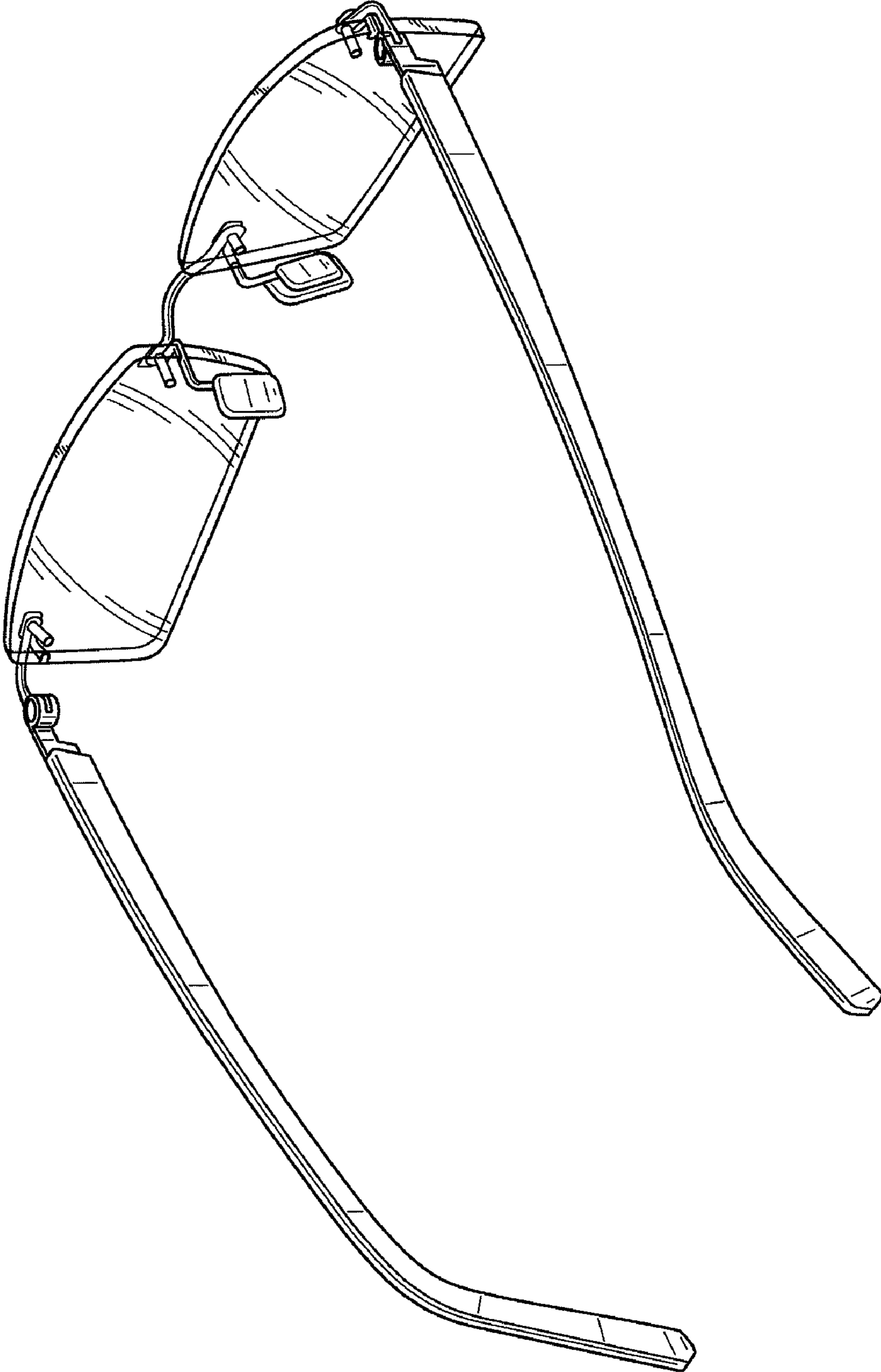


FIG. 2

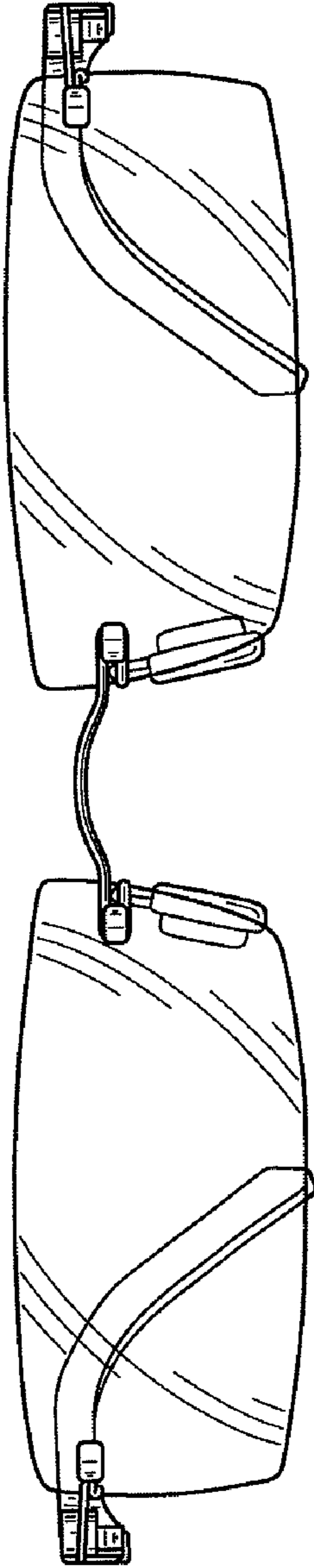


FIG. 3

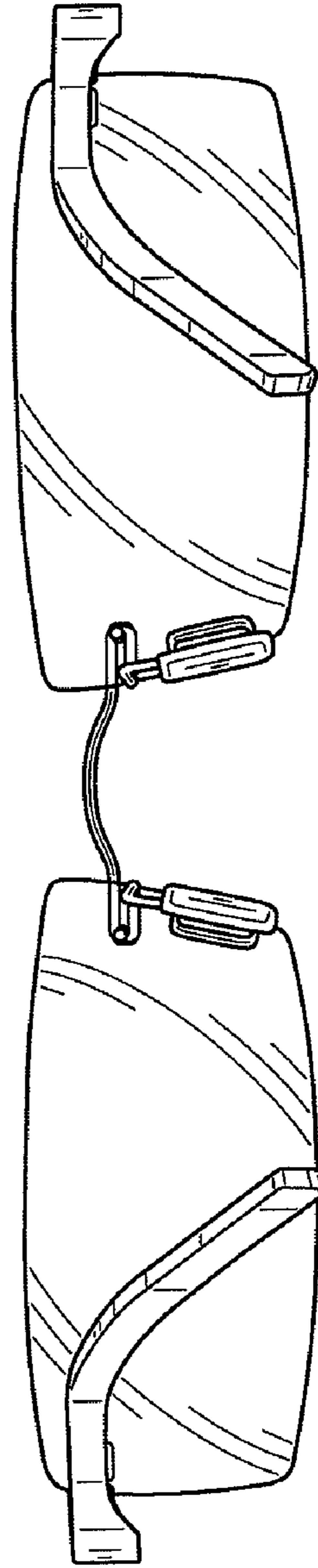


FIG. 4

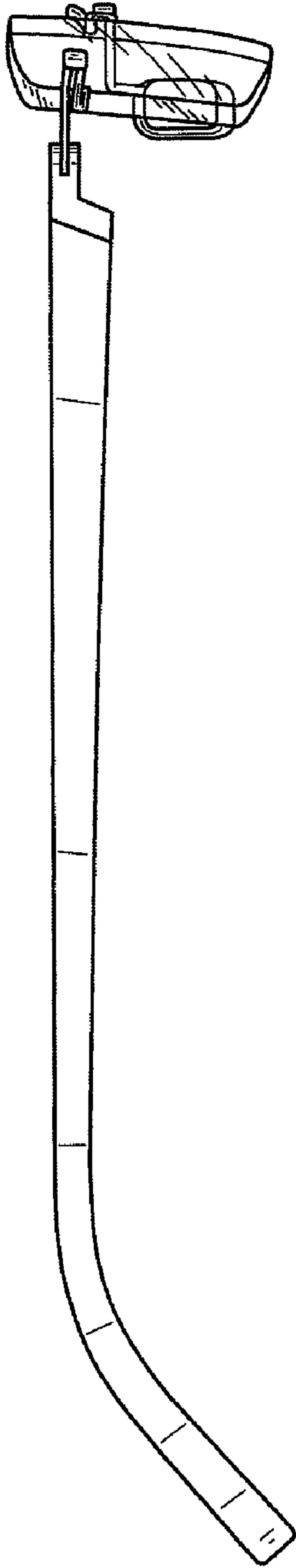


FIG. 5

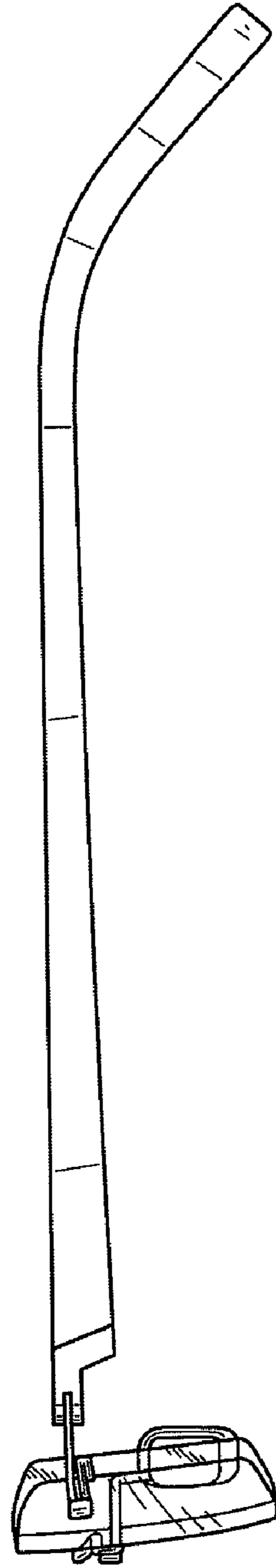


FIG. 6

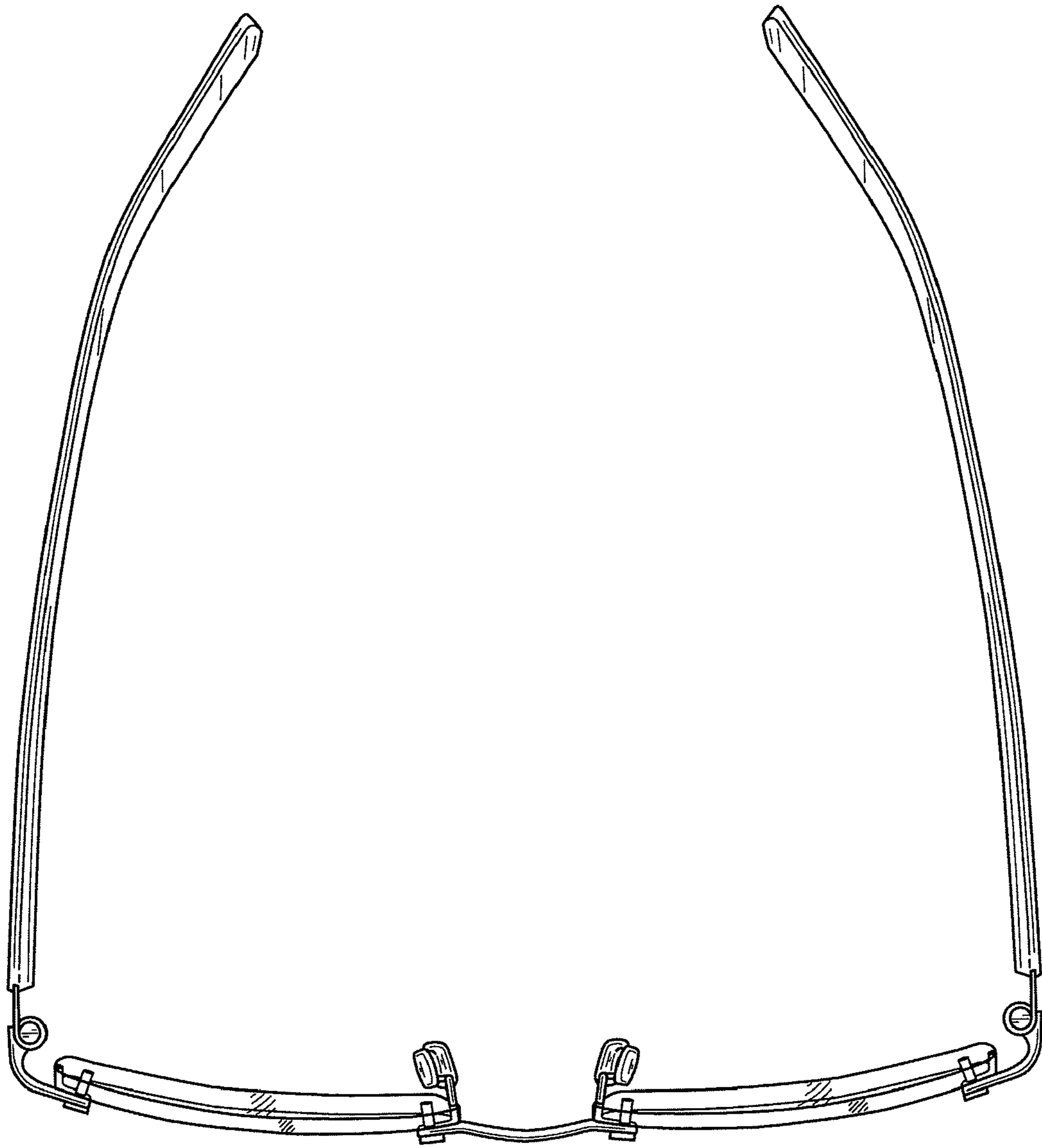


FIG. 7