

US00D664574S

(12) **United States Design Patent**
Burke, III

(10) **Patent No.:** **US D664,574 S**
(45) **Date of Patent:** **** Jul. 31, 2012**

- (54) **HOLE SAW BLADE**
- (75) Inventor: **William A. Burke, III**, East Longmeadow, MA (US)
- (73) Assignee: **Irwin Industrial Tool Company**, Huntersville, NC (US)
- (**) Term: **14 Years**
- (21) Appl. No.: **29/386,944**
- (22) Filed: **Mar. 7, 2011**

- D160,574 S 10/1950 Carlson
- 2,817,899 A 12/1957 Wheeler
- 2,947,206 A 8/1960 Flanagan
- 3,220,449 A 11/1965 Franklin
- 3,221,709 A 12/1965 Racaj Montemayer
- D204,877 S 5/1966 West
- 3,593,419 A 7/1971 Hula
- 3,804,238 A 4/1974 Howard
- 3,929,050 A 12/1975 Salzwedel
- 4,072,441 A 2/1978 LaPointe
- 4,089,112 A 5/1978 Richards
- 4,180,909 A 1/1980 Lind
- D264,800 S 6/1982 Osada

(Continued)

Related U.S. Application Data

- (60) Division of application No. 29/352,746, filed on Dec. 24, 2009, now Pat. No. Des. 634,343, which is a continuation of application No. 29/334,248, filed on Mar. 23, 2009, now Pat. No. Des. 606,820, which is a division of application No. 29/285,759, filed on Apr. 9, 2007, now Pat. No. Des. 588,884, which is a division of application No. 29/263,458, filed on Jul. 24, 2006, now Pat. No. Des. 551,269, which is a division of application No. 29/211,832, filed on Aug. 23, 2004, now Pat. No. Des. 527,233.

- (51) **LOC (9) Cl.** **15-09**
- (52) **U.S. Cl.** **D15/139**
- (58) **Field of Classification Search** D8/16, D8/19, 20, 64, 66, 70, 90-99; D15/127, D15/133, 138, 139; D22/177, 118; D24/146, D24/147; 7/118, 148; 30/142, 144, 165, 30/166.3, 272.1, 314, 320, 346, 346.5, 346.55, 30/346.56, 346.6, 349, 351, 355, 357; 83/676, 83/835, 837-850; 408/204, 205

See application file for complete search history.

- (56) **References Cited**

U.S. PATENT DOCUMENTS

- D44,561 S 8/1913 Gouck
- 1,194,503 A 8/1916 Jawoisch
- 1,564,105 A 12/1925 Ouellet
- 1,713,972 A 5/1929 Lufkin
- D139,299 S 10/1944 Walters

OTHER PUBLICATIONS

William Henry, B04 Pikatti Knife, 2005 <http://www.onlyfineknives.com/knife.php?k=224451>.

(Continued)

Primary Examiner — Garth Rademaker
(74) *Attorney, Agent, or Firm* — McCarter & English, LLP

(57) **CLAIM**

The ornamental design for hole saw blade, as shown and described.

DESCRIPTION

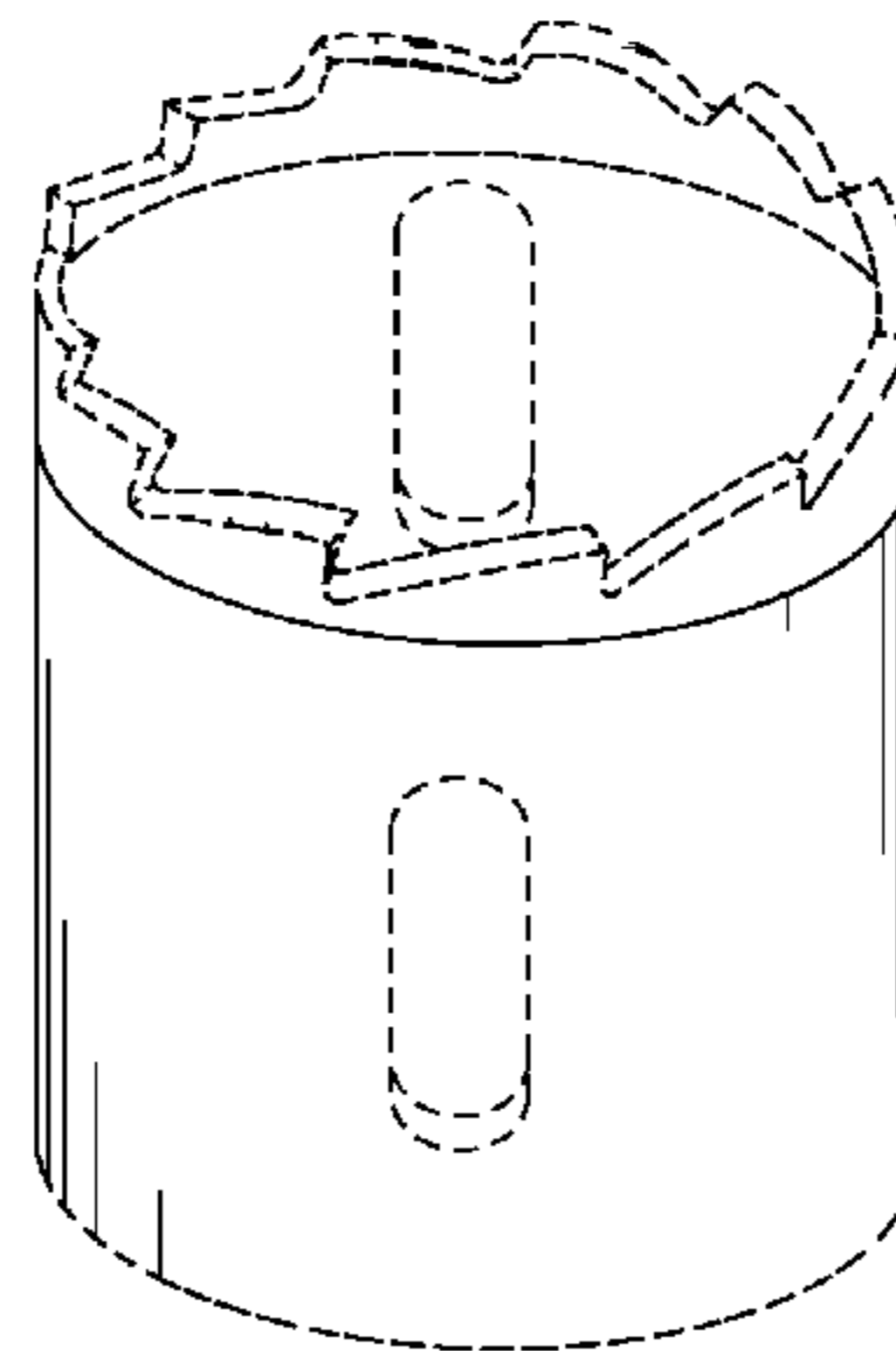
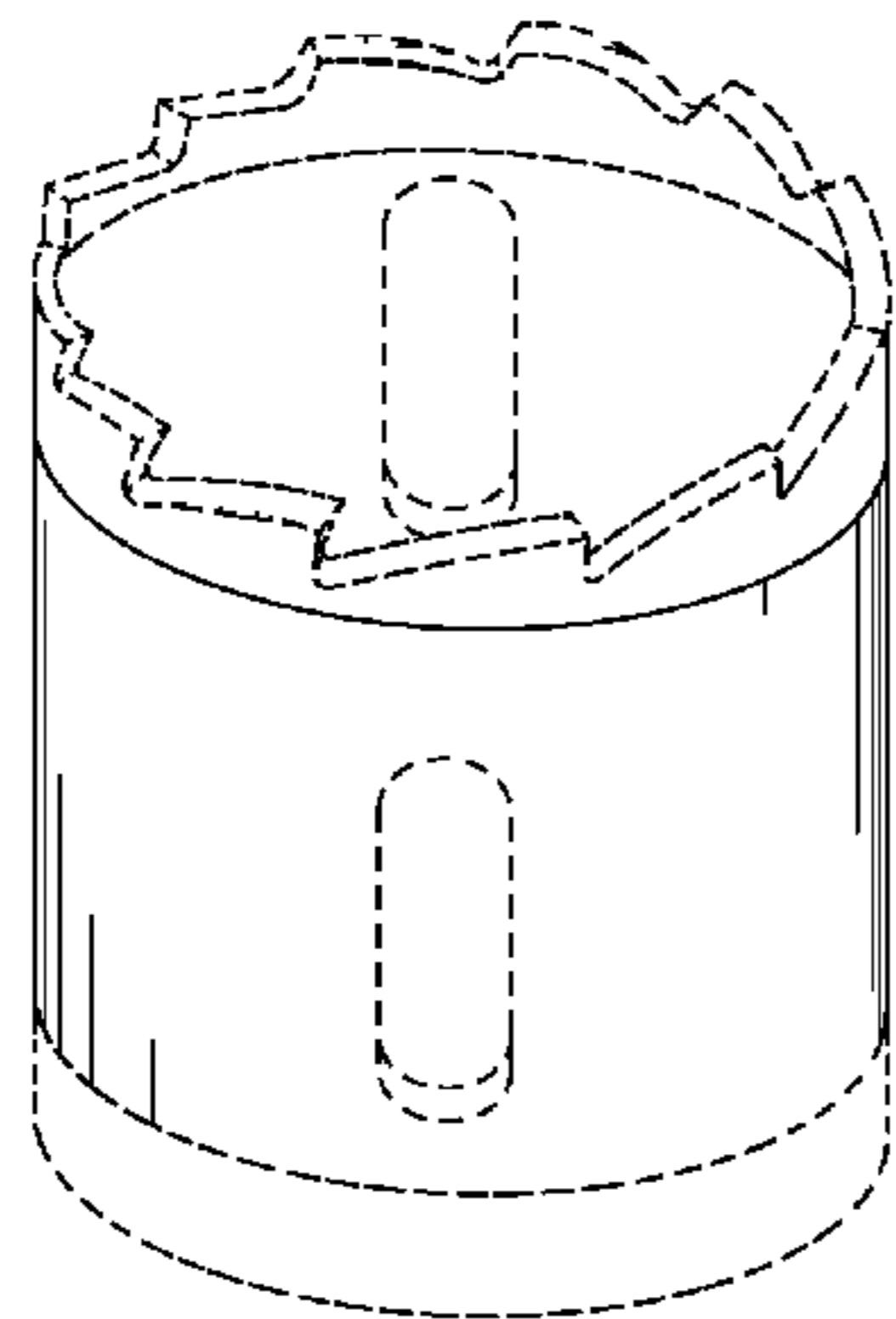
FIG. 1 is a perspective view of a first embodiment of a hole saw blade showing the present invention; FIG. 2 is a front elevational view thereof; FIG. 3 is a left side elevational view thereof; FIG. 4 is a right side elevational view thereof; FIG. 5 is a rear elevational view thereof; and FIG. 6 is a top plan view thereof.

FIG. 7 is a perspective view of a second embodiment of a hole saw blade showing the present invention; FIG. 8 is a front elevational view thereof; FIG. 9 is a left side elevational view thereof; FIG. 10 is a right side elevational view thereof; FIG. 11 is a rear elevational view thereof; and, FIG. 12 is a top plan view thereof.

As the lower portions thereof are not claimed, no bottom views are shown.

The broken lines in the figures show structure or boundaries that are not part of the claimed design.

1 Claim, 8 Drawing Sheets



U.S. PATENT DOCUMENTS

D264,801 S 6/1982 Osada
 D266,735 S 11/1982 Hahn
 4,408,935 A 10/1983 Miyanaga
 4,541,758 A 9/1985 Frank et al.
 D281,979 S 12/1985 Meier
 D282,369 S 1/1986 De Villiers
 4,595,321 A 6/1986 Van Dalen
 4,631,829 A 12/1986 Schmidt et al.
 4,651,425 A 3/1987 Livian
 4,660,284 A 4/1987 Decarolis
 4,757,612 A 7/1988 Peyrot
 4,760,643 A 8/1988 Juma
 D300,897 S 5/1989 Hagberg et al.
 D303,118 S 8/1989 Cox
 4,891,884 A 1/1990 Torbet
 5,082,403 A 1/1992 Sutton et al.
 D324,326 S 3/1992 Lu
 5,205,685 A 4/1993 Herbert
 D342,270 S 12/1993 Kwang
 5,351,595 A 10/1994 Johnston
 5,360,300 A 11/1994 Sullivan
 D359,967 S 7/1995 Eichenberg et al.
 D368,633 S 4/1996 Nakayama
 D382,885 S 8/1997 Deiner et al.
 5,676,501 A 10/1997 Peetz et al.
 D388,318 S 12/1997 Achterberg et al.
 D391,974 S 3/1998 Brutscher
 5,803,678 A 9/1998 Korb et al.
 5,806,189 A 9/1998 Bailey
 D401,822 S 12/1998 Pearlman
 D406,220 S 3/1999 Schmidt
 D406,221 S 3/1999 Schmidt
 5,904,454 A 5/1999 Washer
 5,906,050 A 5/1999 Gilbert
 5,909,930 A 6/1999 Ragland
 D412,654 S 8/1999 Gilbert et al.
 D412,655 S 8/1999 Gilbert et al.
 D412,822 S 8/1999 Gilbert et al.
 D422,185 S 4/2000 Gold
 D423,038 S 4/2000 Shimoyama et al.
 6,120,220 A 9/2000 Speare
 D438,219 S 2/2001 Brutscher
 D443,495 S 6/2001 Wang
 D450,552 S 11/2001 Mason
 D455,057 S 4/2002 Medhurst
 6,363,614 B1 4/2002 Umstead et al.
 D457,269 S 5/2002 Arey

D459,172 S 6/2002 Bissell
 6,438,849 B1 8/2002 Wonderley
 D462,241 S 9/2002 Lothe
 6,578,268 B2 6/2003 Hawketts
 D478,106 S 8/2003 Morton et al.
 D478,339 S 8/2003 Morton et al.
 D478,919 S 8/2003 Morton et al.
 6,623,220 B2 9/2003 Nuss et al.
 6,708,410 B2 3/2004 Okada
 6,718,640 B1 4/2004 John
 6,857,831 B2 2/2005 Davis
 D508,389 S 8/2005 Polk
 D516,594 S 3/2006 Morton
 D517,894 S 3/2006 Kondo et al.
 D519,531 S 4/2006 Kobashi
 D539,616 S 4/2007 Taylor et al.
 7,258,513 B2 8/2007 Gertner
 D551,269 S 9/2007 Burke, III
 D559,044 S 1/2008 Ono
 D562,651 S 2/2008 Harkey
 D565,382 S 4/2008 Watanabe
 D588,175 S 3/2009 Morton
 7,553,114 B2 6/2009 Oknestram et al.
 D634,343 S * 3/2011 Burke, III D15/139
 2002/0037201 A1 3/2002 Despres
 2002/0121023 A1 9/2002 Kocher et al.
 2002/0122703 A1 9/2002 Czyzewski et al.
 2003/0084575 A1 5/2003 Chen
 2003/0088985 A1 5/2003 Huang
 2003/0094078 A1 5/2003 Clanton
 2003/0200661 A1 10/2003 Okada
 2005/0022390 A1 2/2005 Whitemiller et al.
 2005/0050734 A1 3/2005 Kesinger
 2005/0172416 A1 8/2005 Feliciano
 2005/0193566 A1 9/2005 Brown et al.
 2005/0262702 A1 12/2005 Hawthorn
 2007/0227012 A1 10/2007 Constantine et al.
 2007/0245574 A1 10/2007 Green
 2008/0131223 A1 6/2008 Jauch
 2008/0260480 A1 10/2008 Keightley
 2009/0106909 A1 4/2009 Tyers

OTHER PUBLICATIONS

Flexible Bi-Metal Hacksaw Blade H888, 2008 http://www.alibaba.com/product-gs/210815366/Flexible_bi_metal_hacksaw_blade_H888.html.

* cited by examiner

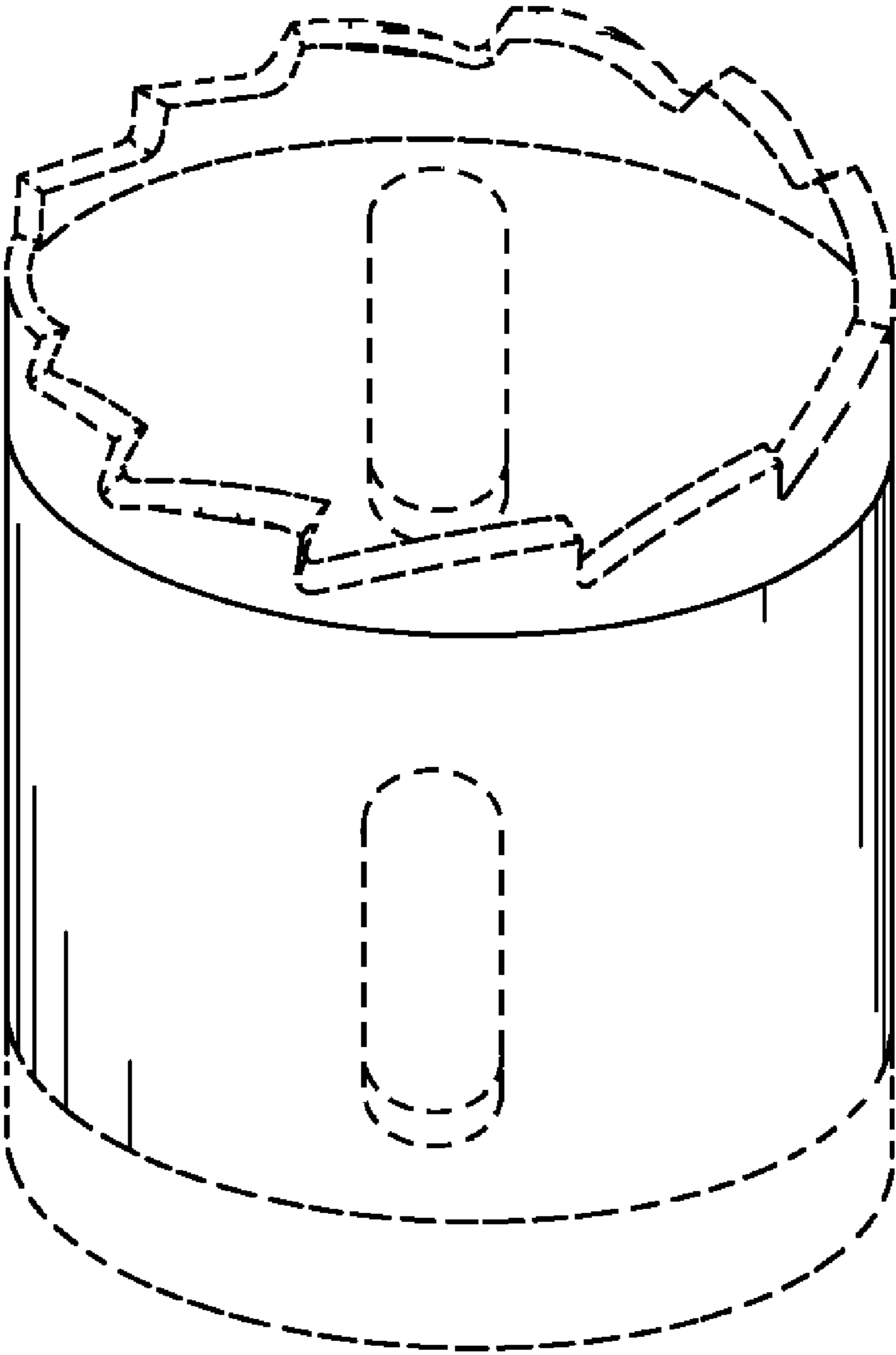


FIG. 1

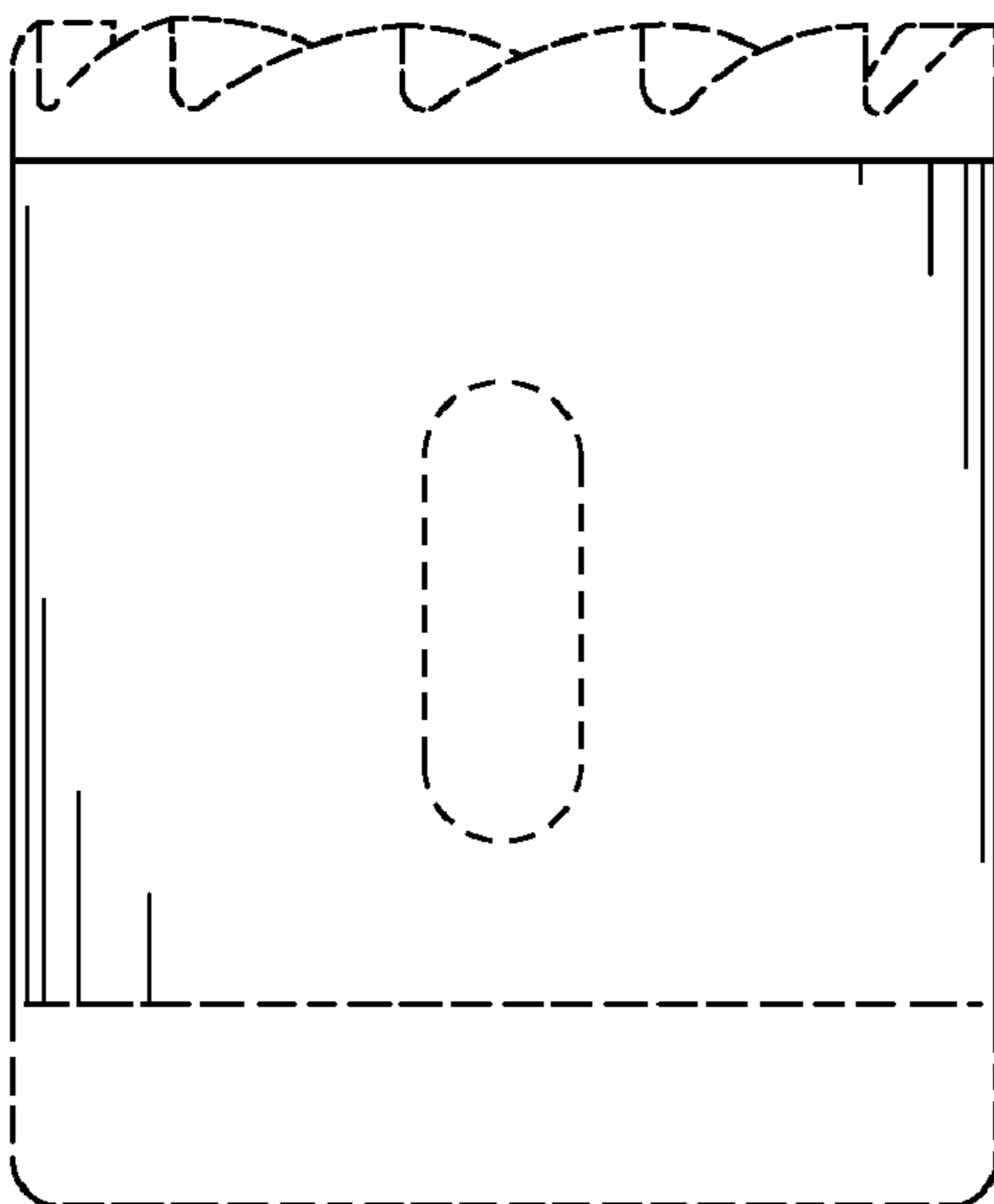


FIG. 2

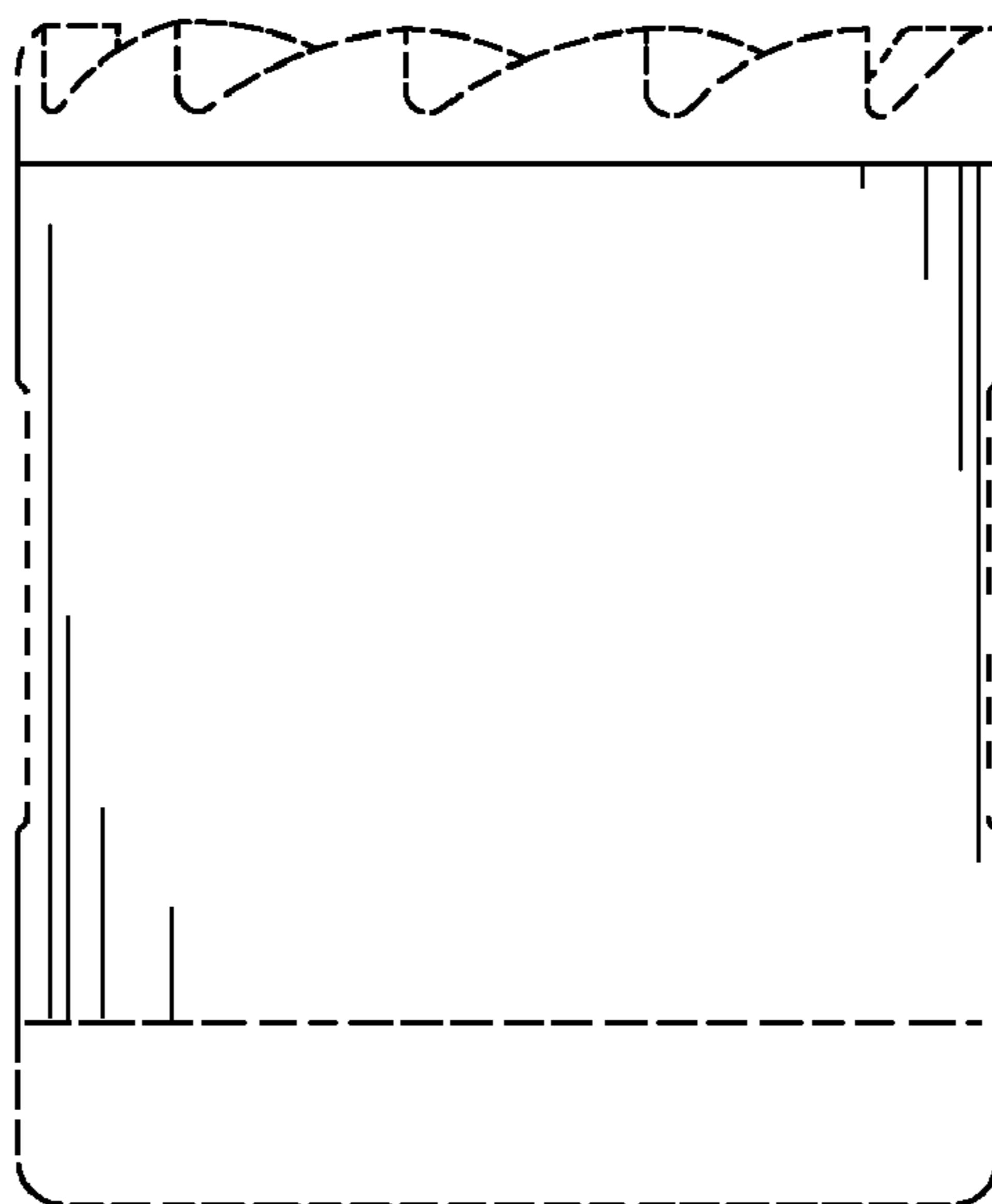


FIG. 3

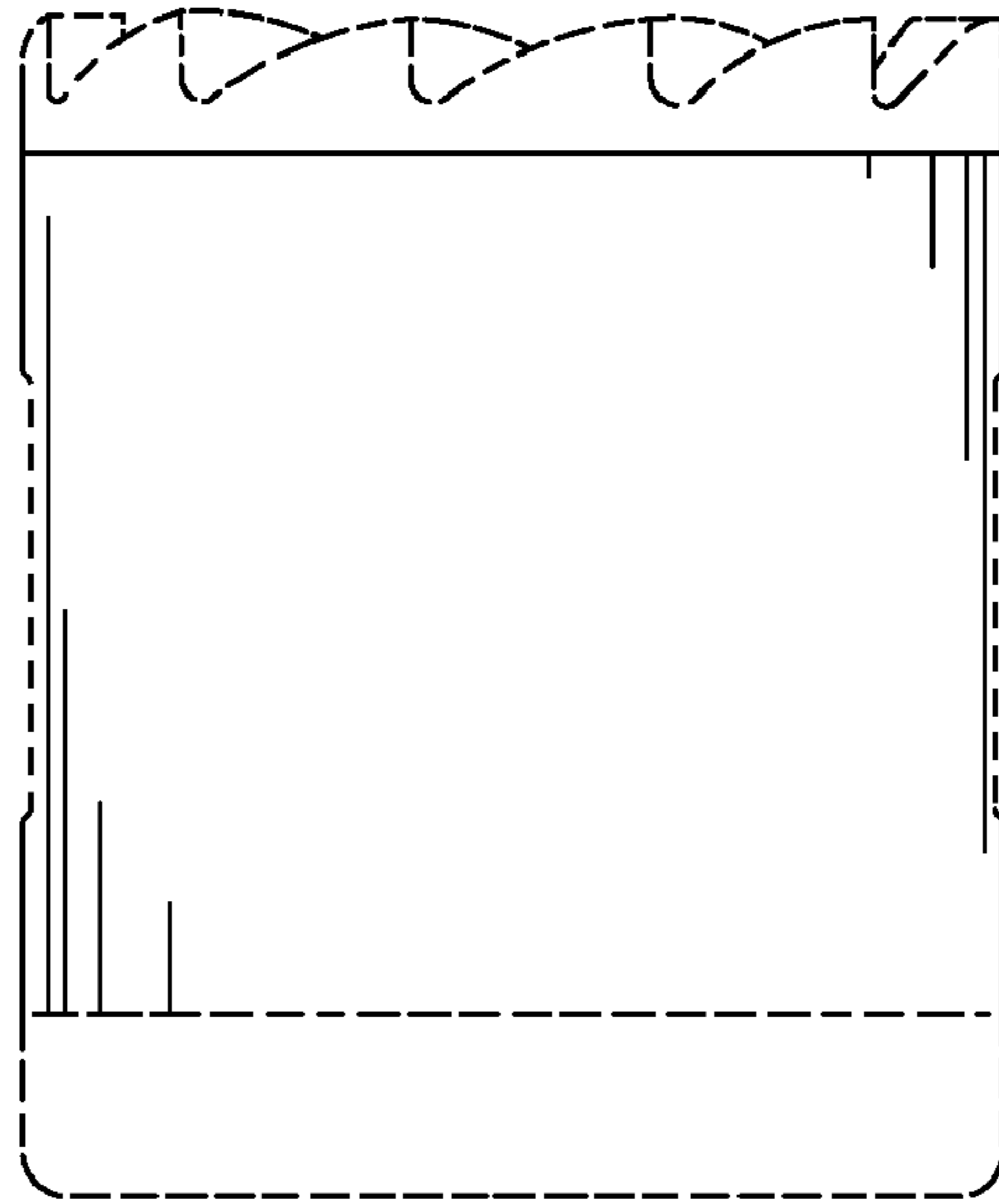


FIG. 4

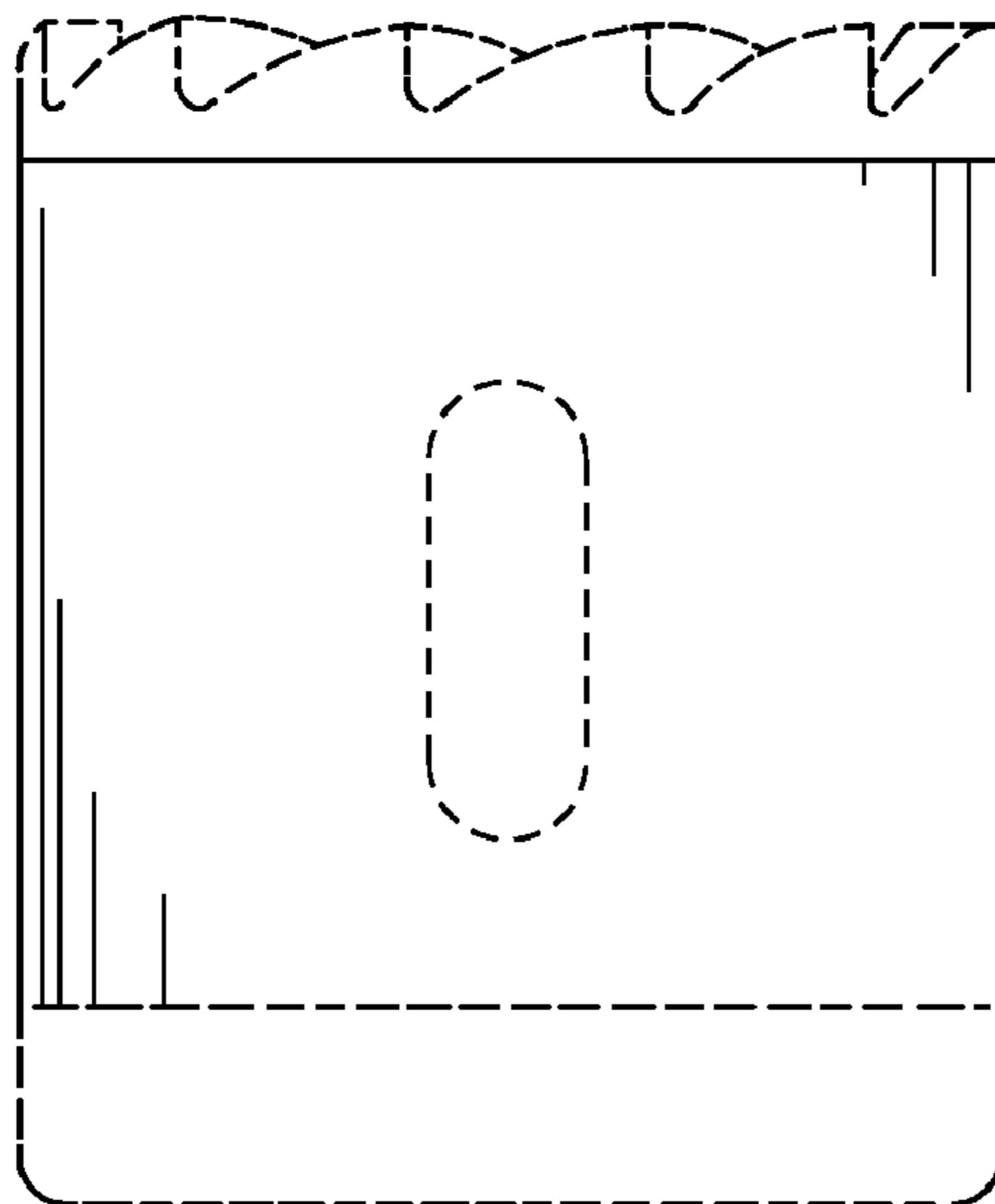


FIG. 5

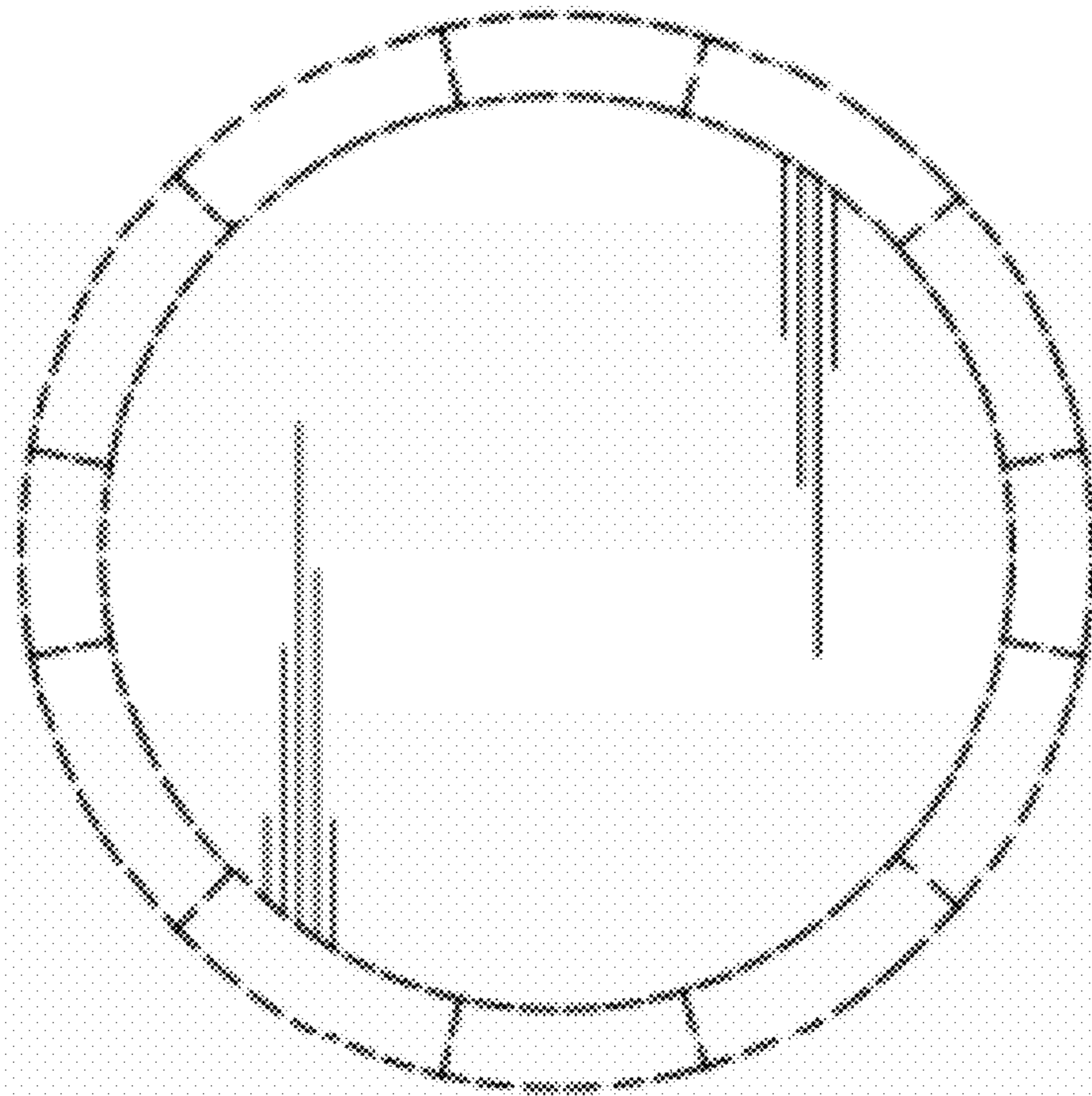


FIG. 6

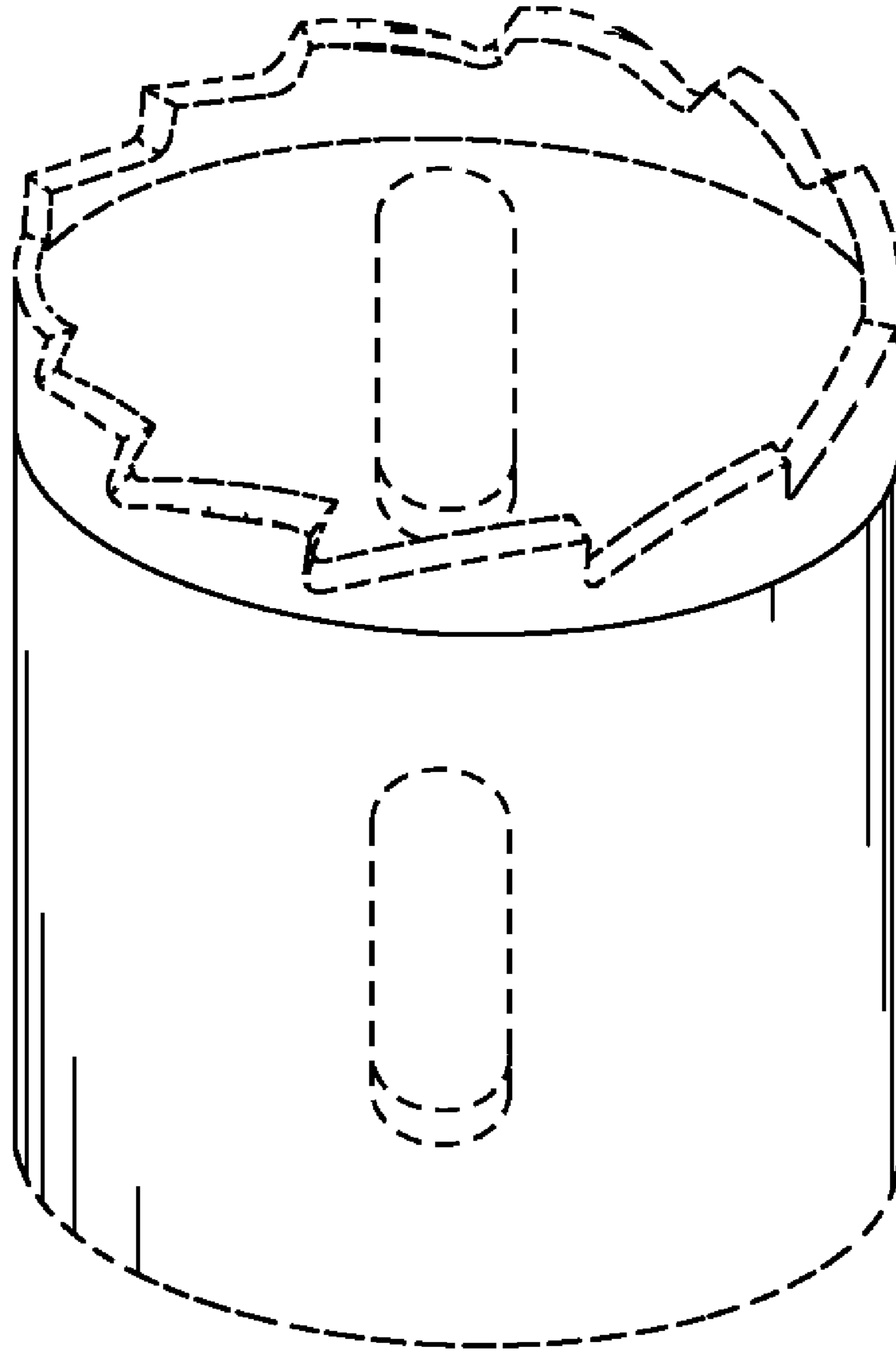


FIG. 7

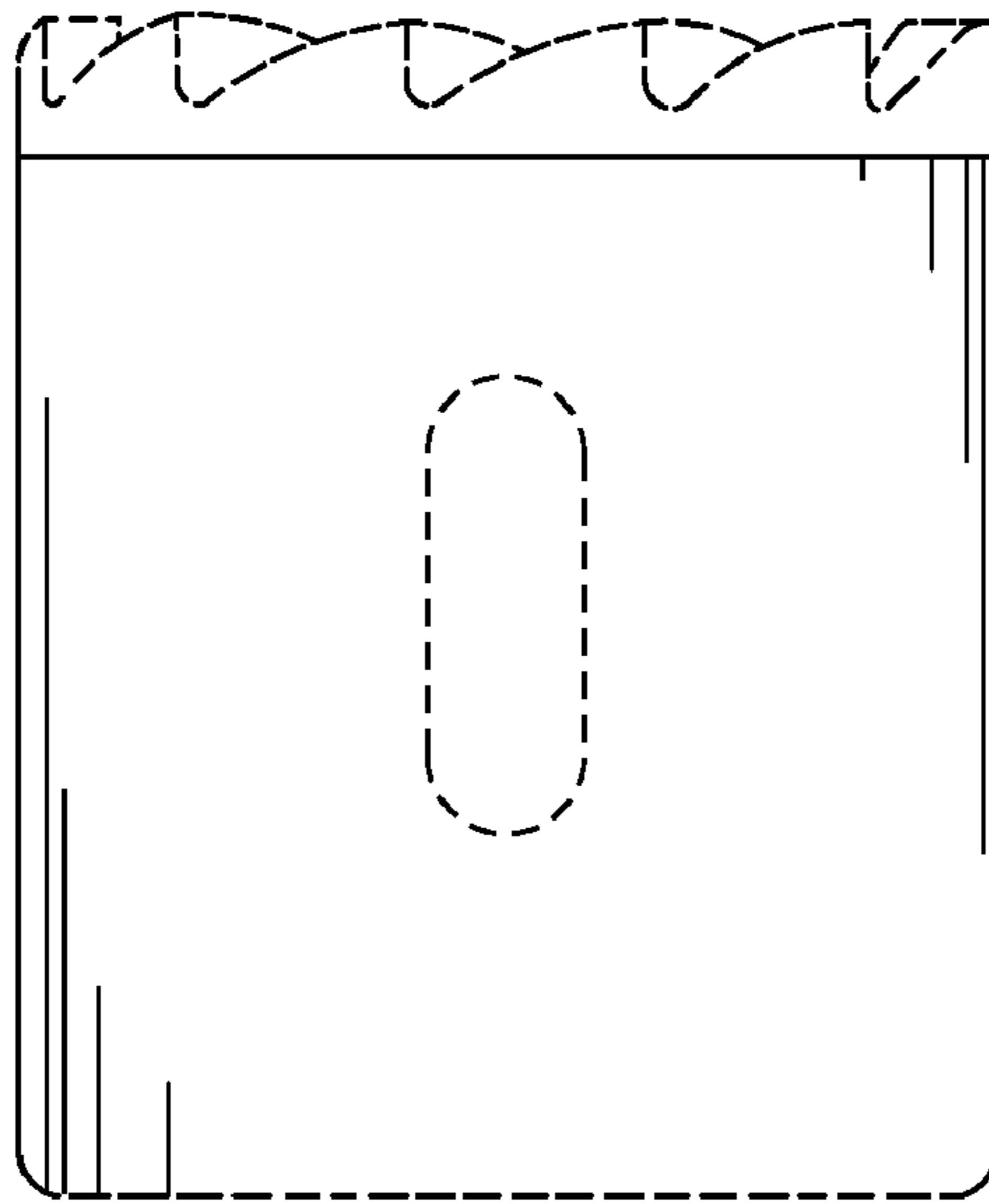


FIG. 8

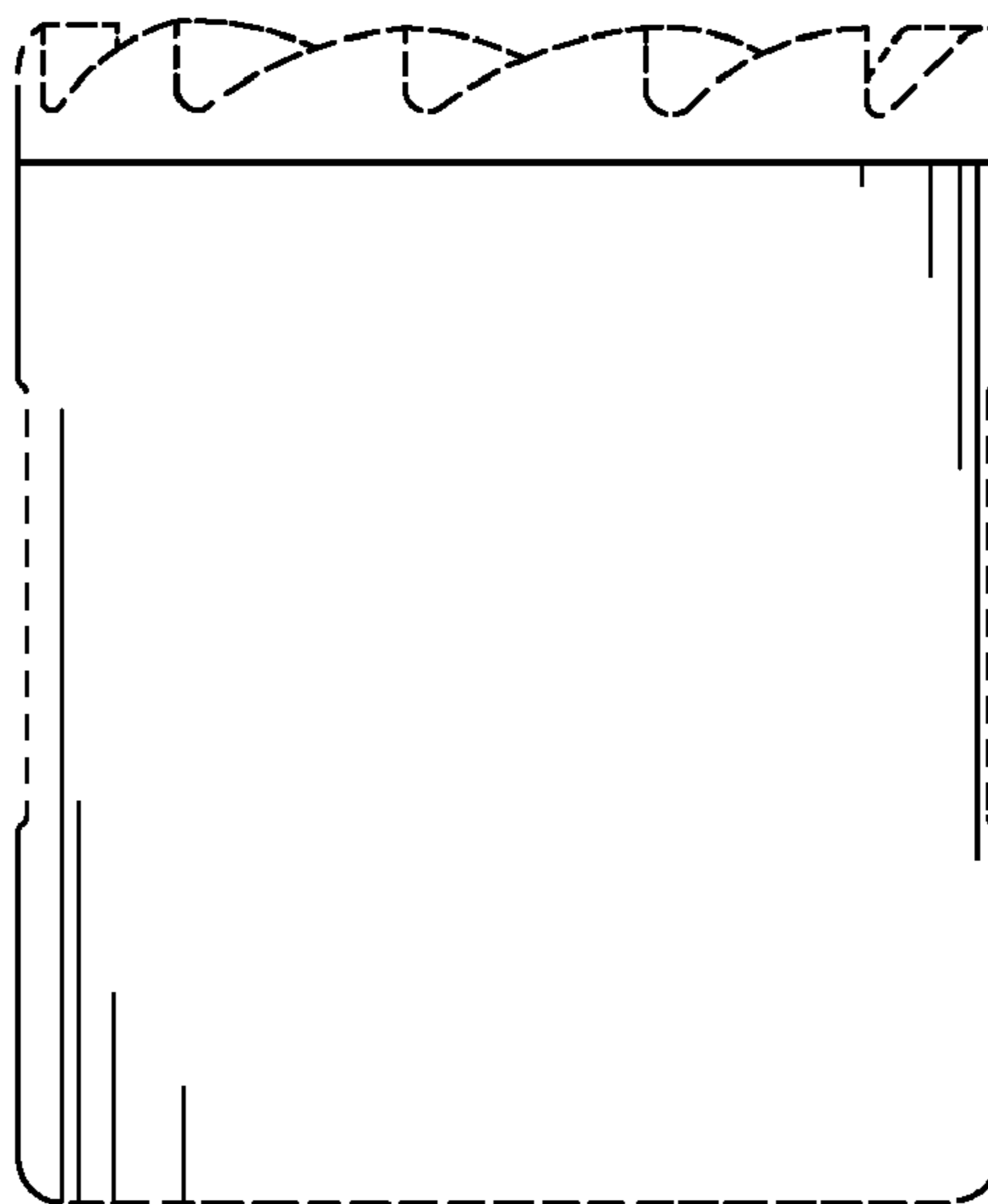


FIG. 9

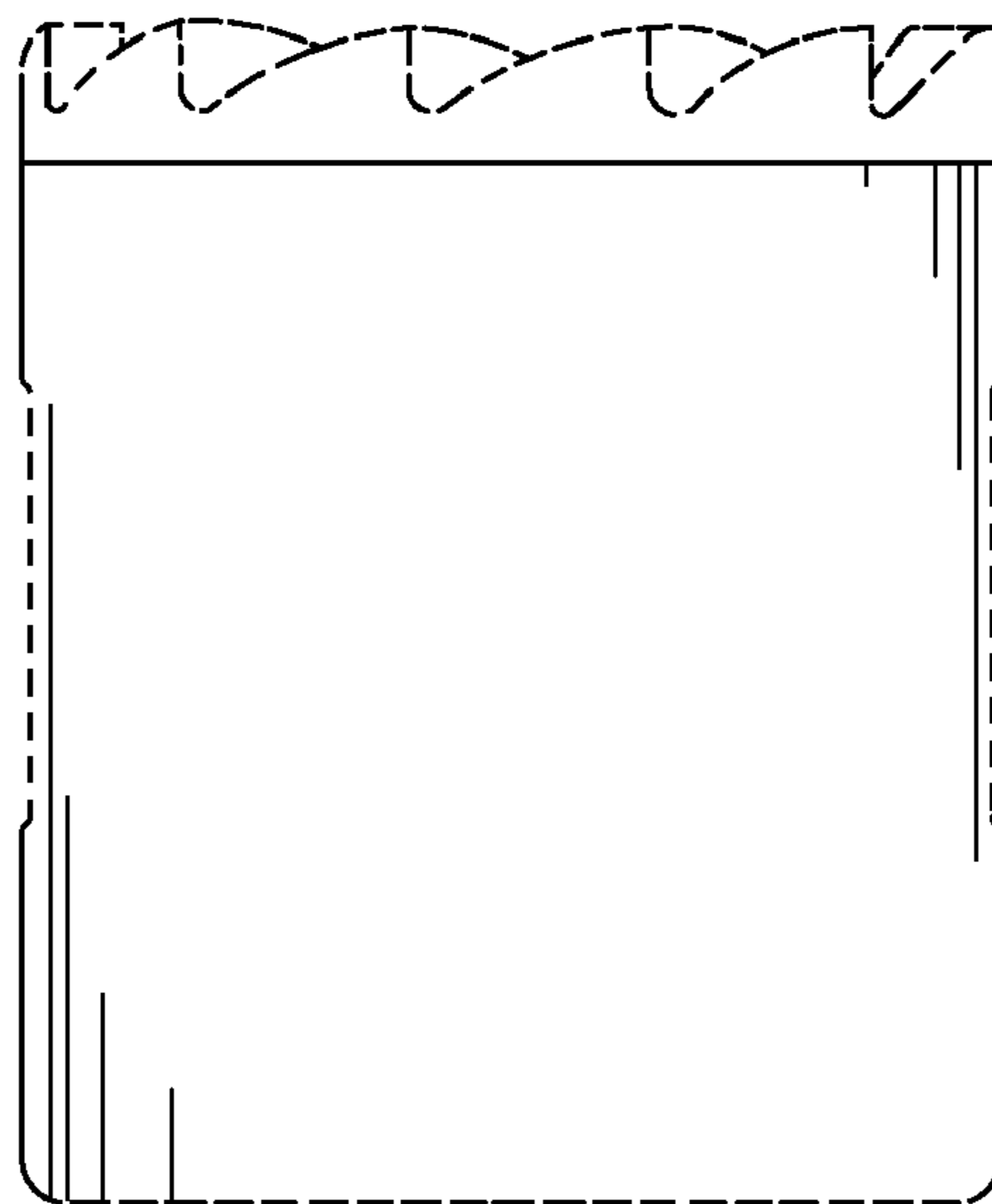


FIG. 10

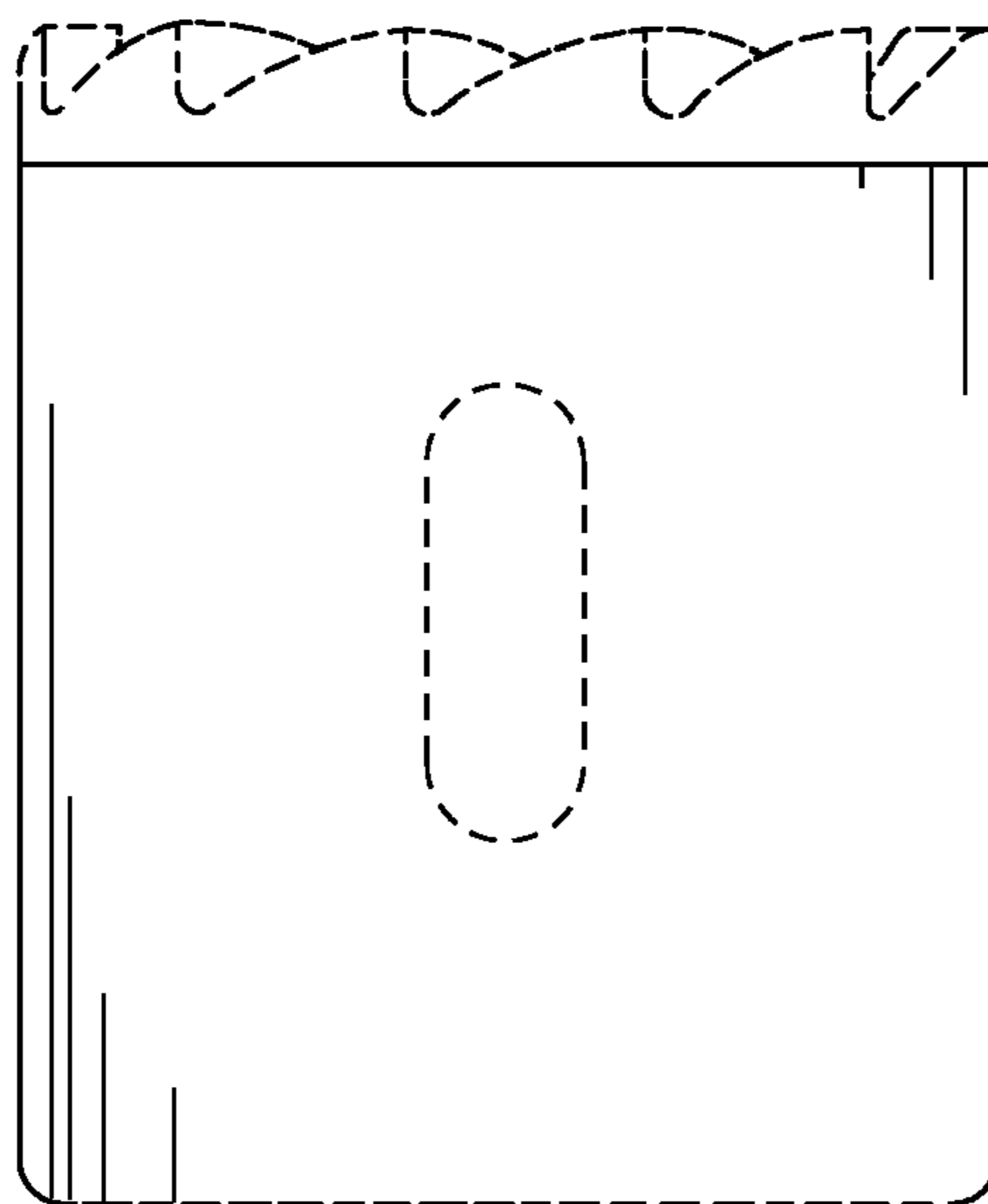


FIG. 11

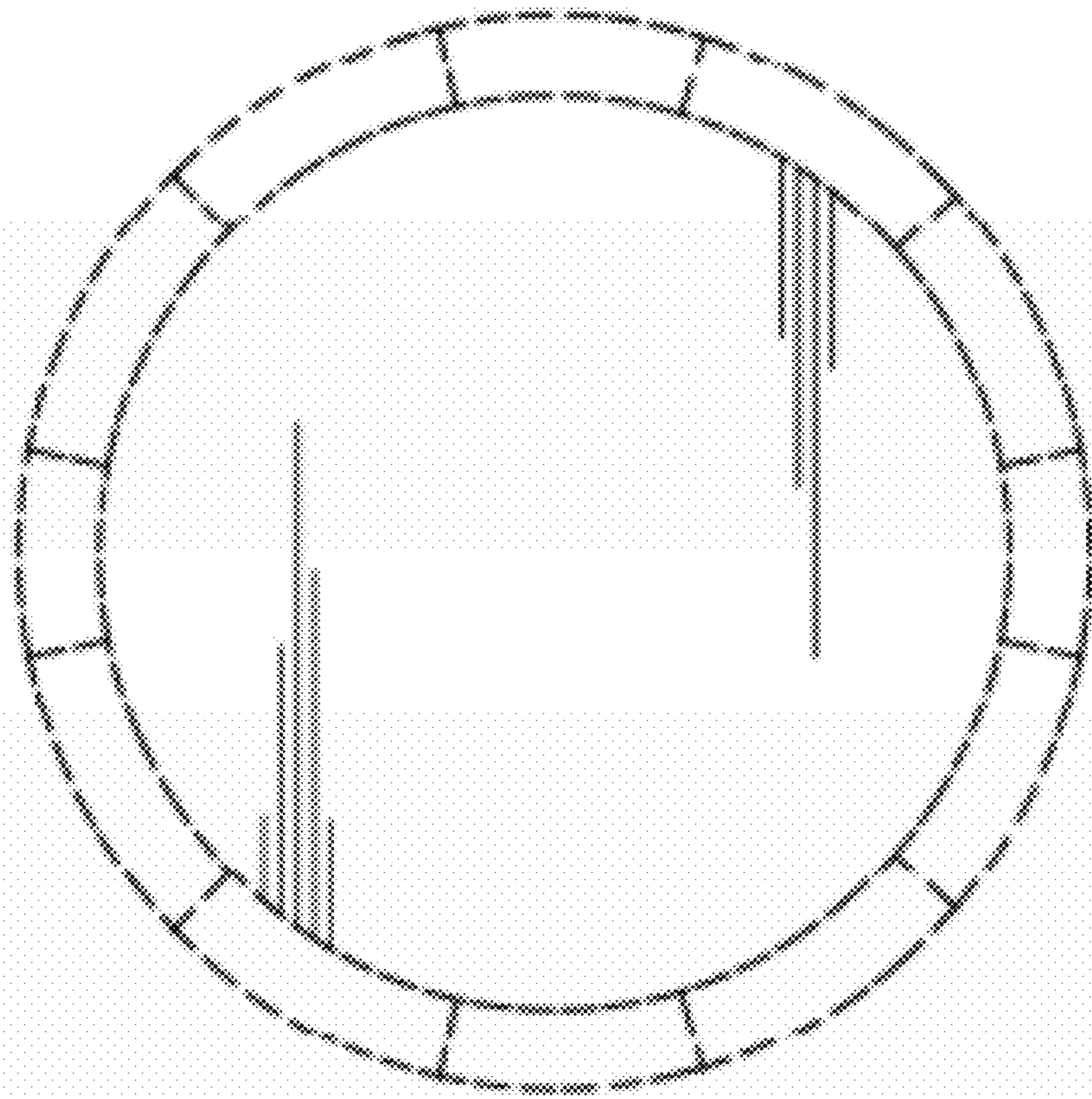


FIG. 12