

US00D664558S

(12) **United States Design Patent**
Tanghe et al.

(10) **Patent No.:** **US D664,558 S**
(45) **Date of Patent:** **** Jul. 31, 2012**

(54) **DISPLAY SCREEN WITH ANIMATED GRAPHICAL USER INTERFACE**

(75) Inventors: **Daryl Tanghe**, Seattle, WA (US);
Holger Kühnle, Seattle, WA (US);
Maverick Velasco, Sammamish, WA (US);
Steven Philip Benario, Seattle, WA (US);
James Lee, Lynnwood, WA (US);
Heiwad Hamidy Osman, Seattle, WA (US)

(73) Assignee: **Microsoft Corporation**, Redmond, WA (US)

(**) Term: **14 Years**

(21) Appl. No.: **29/401,518**

(22) Filed: **Sep. 12, 2011**

(51) **LOC (9) Cl.** **32-00**

(52) **U.S. Cl.** **D14/487**

(58) **Field of Classification Search** D14/485-495;
715/709, 776, 779, 810, 819, 820, 861, 970,
715/977

See application file for complete search history.

(56) **References Cited**

U.S. PATENT DOCUMENTS

5,901,062	A *	5/1999	Burch et al.	703/2
D419,543	S *	1/2000	Warren et al.	D14/486
6,025,827	A *	2/2000	Bullock et al.	715/201
6,628,315	B1 *	9/2003	Smith Dawkins et al.	715/856
6,928,625	B2 *	8/2005	Makinen	715/822
D522,528	S *	6/2006	Hone et al.	D14/488
D523,444	S *	6/2006	Hone et al.	D14/488
D529,040	S	9/2006	Stabb	
D541,291	S *	4/2007	Zhou et al.	D14/486
D544,492	S *	6/2007	Rimas-Ribikauskas et al.	D14/485
D550,230	S	9/2007	Tolle	

D550,232	S	9/2007	Tolle	
D594,023	S *	6/2009	King	D14/488
D595,726	S	7/2009	Akimoto	
D604,317	S *	11/2009	Hoefnagels et al.	D14/488
D614,191	S	4/2010	Takano et al.	
D645,871	S	9/2011	Khan et al.	
2011/0057957	A1	3/2011	Kasahara	

* cited by examiner

Primary Examiner — Karen E Kearney

(74) *Attorney, Agent, or Firm* — Banner & Witcoff, Ltd.

(57) **CLAIM**

The ornamental design for a display screen with animated graphical user interface, as shown and described.

DESCRIPTION

FIG. 1 is a front view of the first image in a sequence for a display screen with animated graphical user interface showing our new design;

FIG. 2 is the second image thereof;

FIG. 3 is the third image thereof;

FIG. 4 is the fourth image thereof;

FIG. 5 is the fifth image thereof;

FIG. 6 is the sixth image thereof;

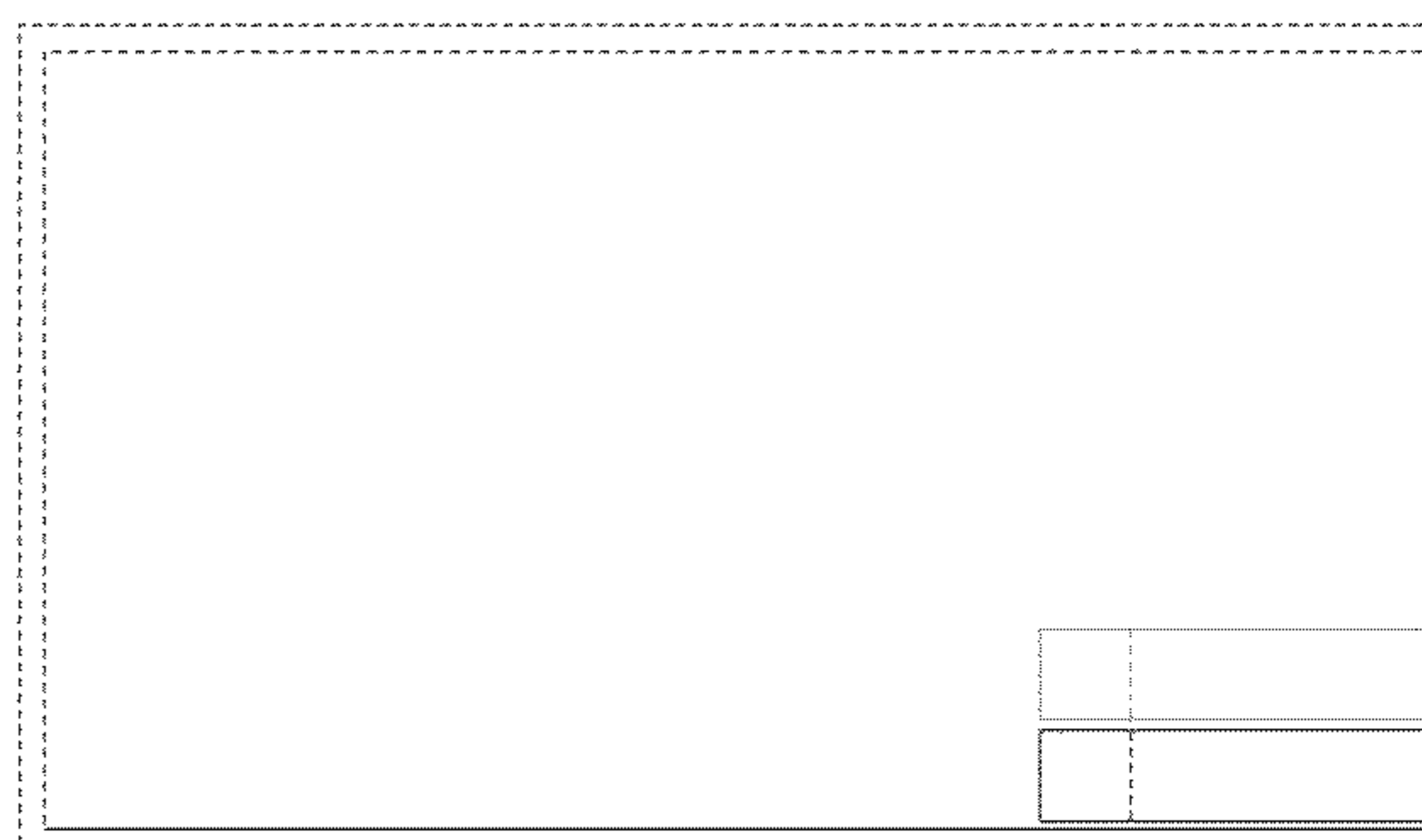

FIG. 7 is the seventh image thereof; and,

FIG. 8 is the eighth image thereof.

The broken line showings of the remainder of the graphical user interface and of the remainder of the display screen are for environmental purposes only and form no part of the claimed design.

The appearance of the transitional image sequentially transitions between the images shown in FIGS. 1-8. The process or period in which one image transitions to another image forms no part of the claimed design.

1 Claim, 8 Drawing Sheets






FIG. 1




FIG. 2




FIG. 3




FIG. 4




FIG. 5




FIG. 6




FIG. 7




FIG. 8