



US00D664545S

(12) **United States Design Patent**  
**Walker**

(10) **Patent No.:** **US D664,545 S**  
(45) **Date of Patent:** **\*\* Jul. 31, 2012**

(54) **TELEVISION ADVERTISEMENT APPARATUS**

(76) Inventor: **John Lowell Walker**, Seffner, FL (US)

(\*\*) Term: **14 Years**

(21) Appl. No.: **29/377,674**

(22) Filed: **Oct. 25, 2010**

(51) **LOC (9) Cl.** ..... **14-02**

(52) **U.S. Cl.** ..... **D14/450**

(58) **Field of Classification Search** ..... D14/450,  
D14/448, 449, 439, 440, 432, 371, 372, 375,  
D14/374, 373, 376, 378, 379, 380, 381, 382,  
D14/336, 337, 125, 126, 127, 239, 442.2;  
D6/300, 308, 310; 348/184, 739, 761, 766;  
40/700; D20/10, 19, 27, 42  
See application file for complete search history.

(56) **References Cited**

**U.S. PATENT DOCUMENTS**

5,398,905	A *	3/1995	Hinson	.....	248/442.2
D486,831	S *	2/2004	Dayani et al.	.....	D14/448
D487,273	S *	3/2004	Korpai	.....	D14/448
D508,054	S *	8/2005	Ramsey	.....	D14/448
D508,696	S *	8/2005	Ramey et al.	.....	D14/451
D512,433	S *	12/2005	Korpai	.....	D14/450
D522,007	S *	5/2006	Cano	.....	D14/448
D546,073	S *	7/2007	Mischel et al.	.....	D6/300

D572,677	S *	7/2008	Niitsu	.....	D14/126
D624,914	S *	10/2010	Wang	.....	D14/371
D625,760	S *	10/2010	Wormser	.....	D20/42
D625,928	S *	10/2010	Lee et al.	.....	D6/308
D626,343	S *	11/2010	Lee et al.	.....	D6/308
D654,502	S *	2/2012	Walker	.....	D14/450
2001/0046115	A1 *	11/2001	Genicevitch	.....	361/682

\* cited by examiner

*Primary Examiner* — Cynthia Ramirez

(74) *Attorney, Agent, or Firm* — Sinorica, LLC

(57) **CLAIM**

The ornamental design for a television advertisement apparatus, as shown and described.

**DESCRIPTION**

FIG. 1 is a perspective view of a television advertisement apparatus;

FIG. 2 is a front elevational view thereof;

FIG. 3 is a rear elevational view thereof;

FIG. 4 is a right-side elevational view thereof;

FIG. 5 is a left-side elevational view thereof;

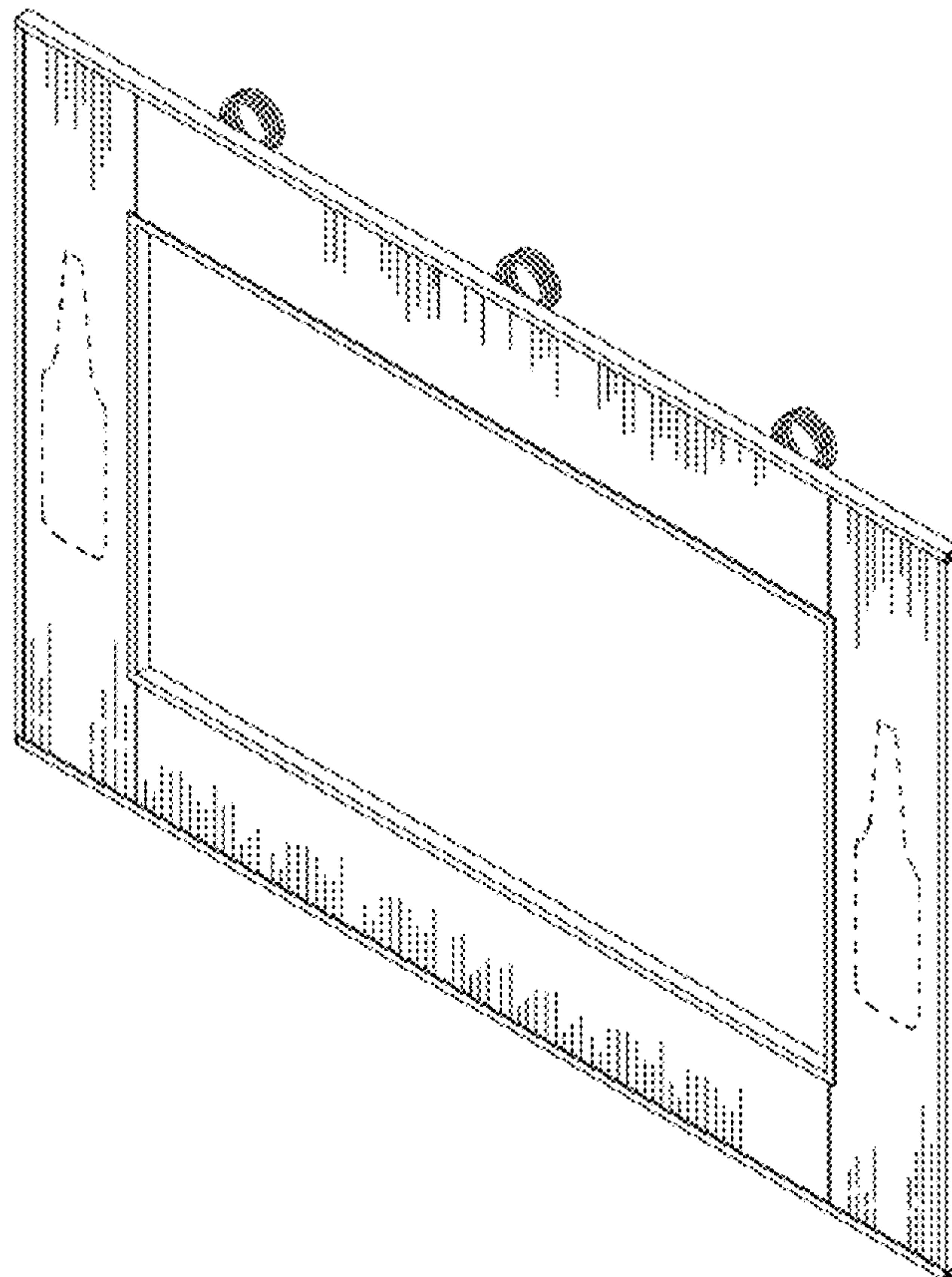
FIG. 6 is a bottom plan view thereof;

FIG. 7 is a top plan view thereof; and,

FIG. 8 is an exploded perspective view thereof.

The broken lines in the figures are to show environment and form no part of the claimed design.

**1 Claim, 6 Drawing Sheets**



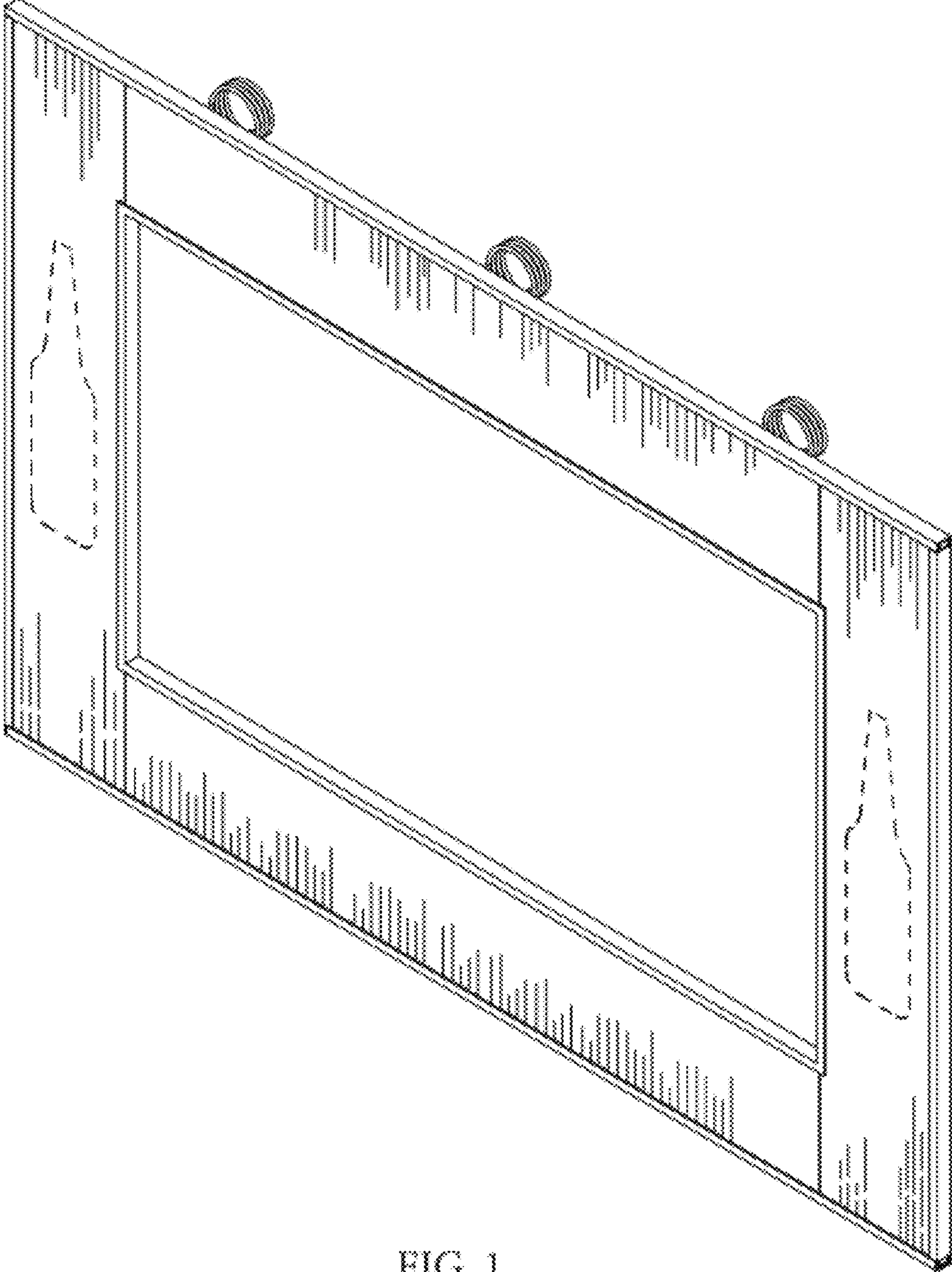


FIG. 1

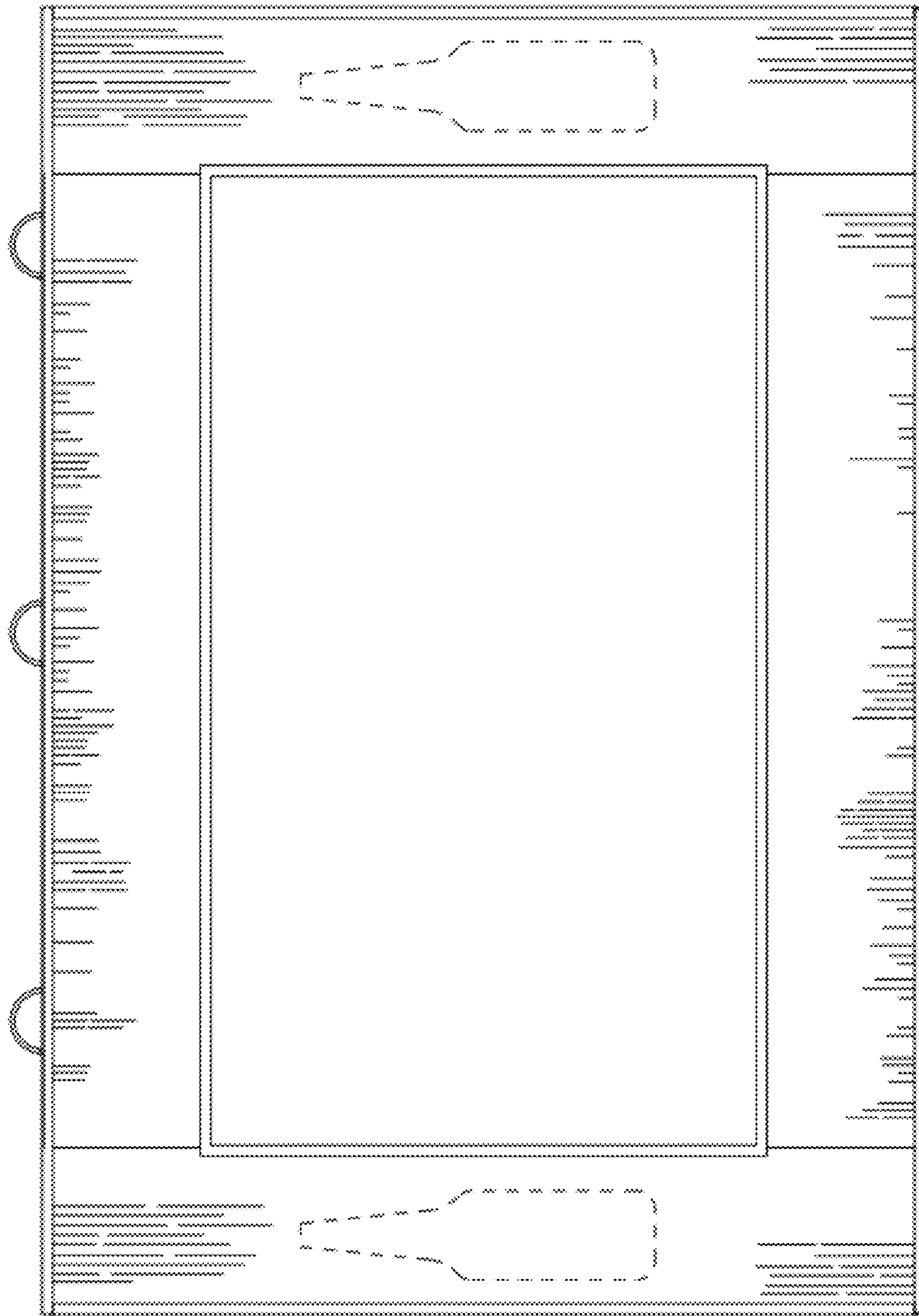


FIG. 2



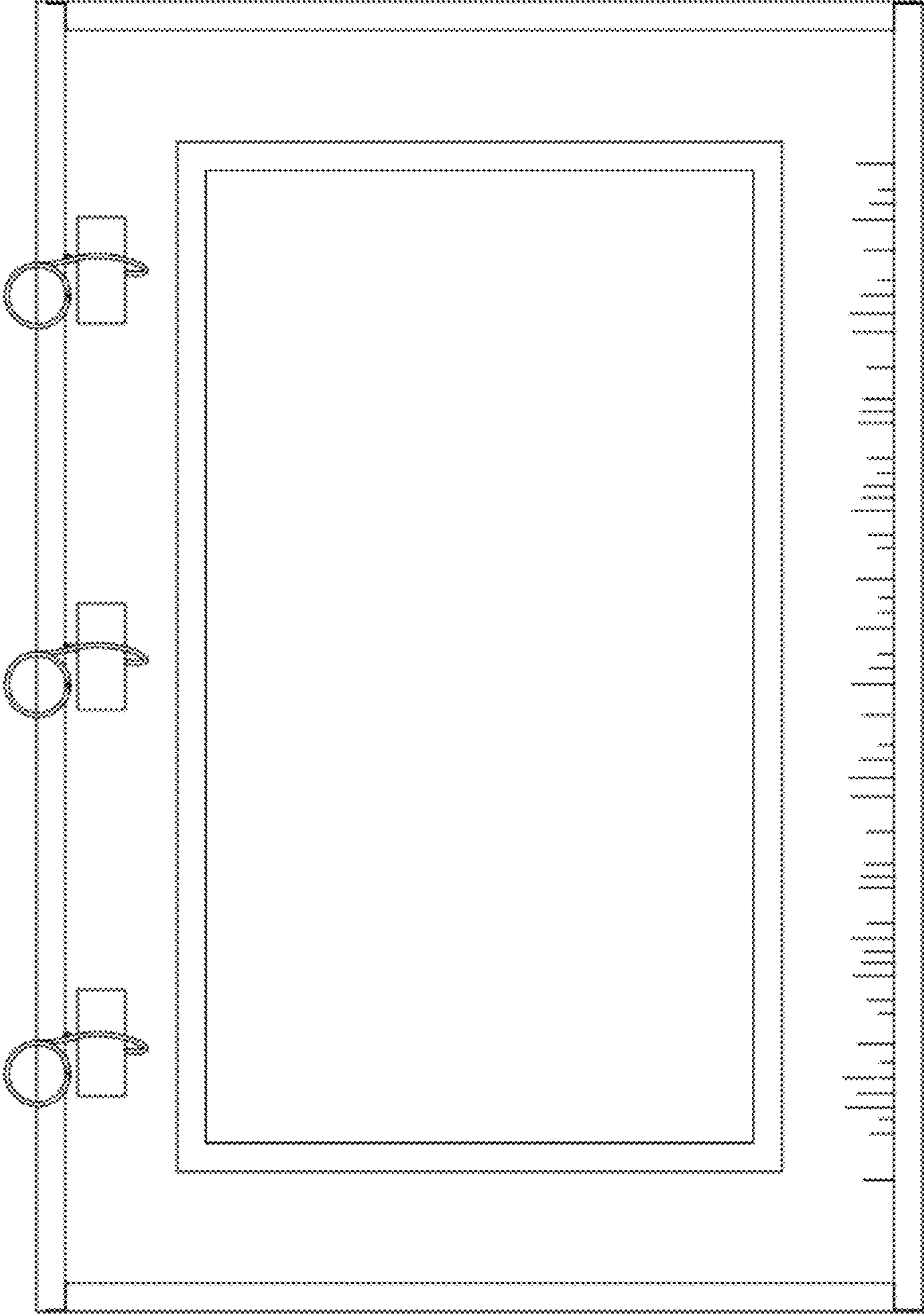


FIG. 3




FIG. 4




FIG. 5

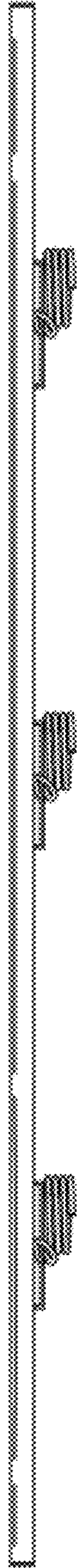


FIG. 6



FIG. 7

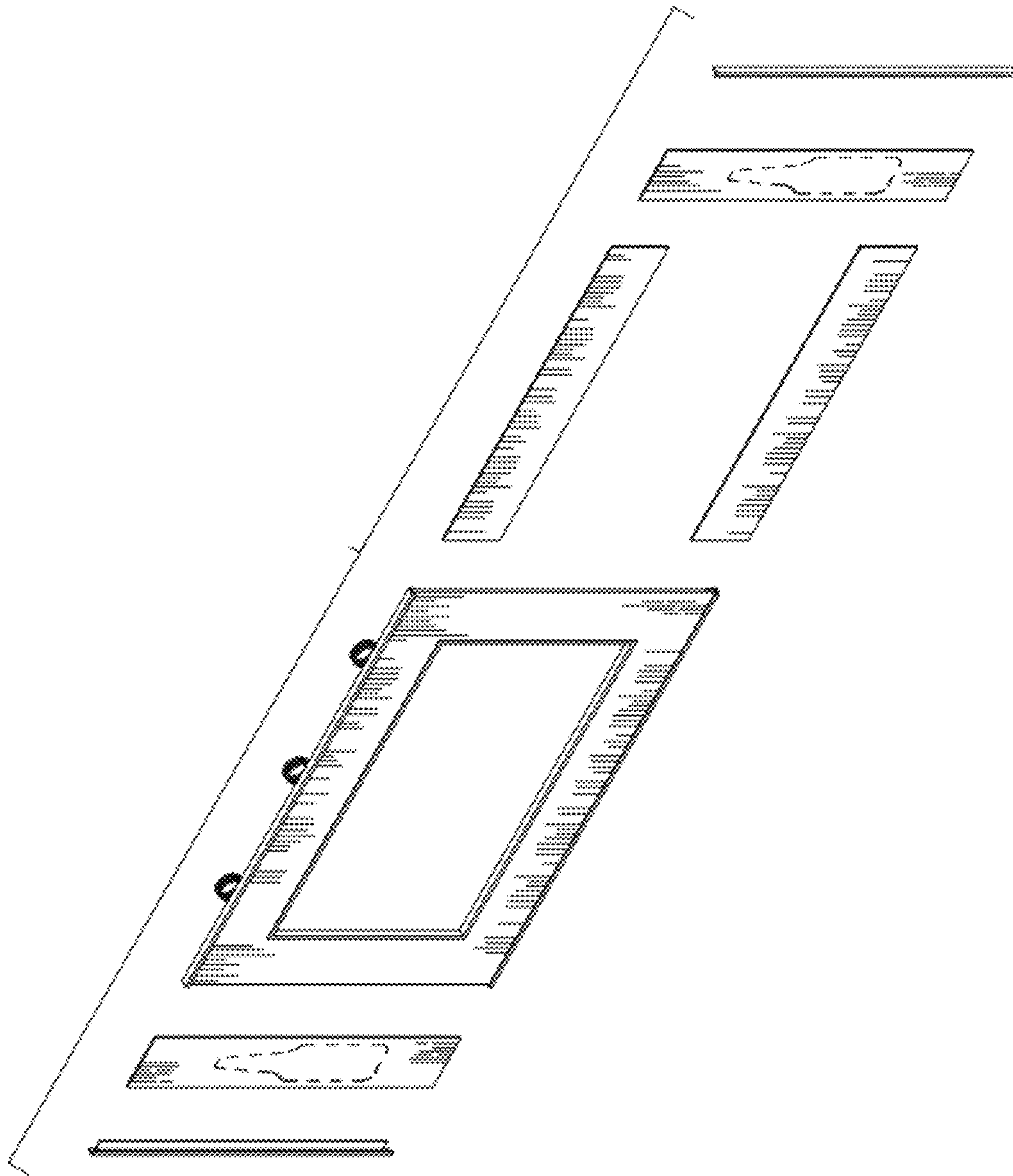


FIG. 8