

US00D664523S

(12) **United States Design Patent**
Naitou

(10) **Patent No.:** **US D664,523 S**
(45) **Date of Patent:** **** Jul. 31, 2012**

(54) **EARPHONE**

(75) Inventor: **Ayaka Naitou**, Kanagawaken (JP)

(73) Assignee: **JVC Kenwood Corporation**, Yokohama (JP)

(**) Term: **14 Years**

(21) Appl. No.: **29/402,337**

(22) Filed: **Sep. 22, 2011**

(30) **Foreign Application Priority Data**

Apr. 20, 2011 (JP) 2011-009137

(51) **LOC (9) Cl.** **14-01**

(52) **U.S. Cl.** **D14/223**

(58) **Field of Classification Search** D14/205,
D14/206, 223; 181/129, 130, 135; 379/430,
379/431; 381/380, 381, 322; 455/90.3, 575.1
See application file for complete search history.

(56) **References Cited**

U.S. PATENT DOCUMENTS

2,804,932	A *	9/1957	Bedard	181/132
4,588,867	A *	5/1986	Konomi	379/430
4,736,430	A *	4/1988	Schroder	381/322
D431,553	S *	10/2000	Suzuki	D14/223
D487,077	S *	2/2004	Obata	D14/223
6,738,487	B1 *	5/2004	Nageno et al.	381/322
D515,070	S *	2/2006	Andre et al.	D14/205
D542,782	S *	5/2007	Pena Angarita	D14/223
D564,495	S *	3/2008	Sasaki	D14/205
D572,703	S *	7/2008	Ledbetter et al.	D14/205
D576,154	S *	9/2008	Ledbetter et al.	D14/223
D579,005	S *	10/2008	Wilhelmsen	D14/223
D589,493	S *	3/2009	Densho	D14/206
D591,721	S *	5/2009	Densho	D14/205

D591,722	S *	5/2009	Densho	D14/205
D596,616	S *	7/2009	Andre et al.	D14/205
D614,168	S *	4/2010	Rogers et al.	D14/206
D616,874	S *	6/2010	Matsuoka	D14/223
D618,670	S *	6/2010	Tahara	D14/223
D619,122	S *	7/2010	Nomura	D14/223
D623,630	S *	9/2010	Ohuri et al.	D14/223
D627,766	S *	11/2010	Arimoto	D14/223
D631,034	S *	1/2011	Yeo	D14/205
D633,086	S *	2/2011	Chen	D14/223
D637,999	S *	5/2011	Brunner et al.	D14/205
D643,416	S *	8/2011	Chong et al.	D14/223
D648,708	S *	11/2011	Katsuraku et al.	D14/223
D651,196	S *	12/2011	Quek	D14/223
D652,817	S *	1/2012	Lee et al.	D14/205
D653,235	S *	1/2012	McManigal	D14/205
D656,481	S *	3/2012	McManigal	D14/205

* cited by examiner

Primary Examiner — Paula Greene

(74) *Attorney, Agent, or Firm* — The Nath Law Group;
Jerald L. Meyer

(57) **CLAIM**

The ornamental design for an earphone, as shown and described.

DESCRIPTION

FIG. 1 is a perspective view of an earphone;
FIG. 2 is a front view thereof;
FIG. 3 is a rear view thereof,
FIG. 4 is a left side view thereof;
FIG. 5 is a right side view thereof;
FIG. 6 is a top plan view thereof; and,
FIG. 7 is a bottom plan view thereof.
The broken lines showing on the drawing disclosure are for illustrative purposes only and form no part of the claimed design.

1 Claim, 7 Drawing Sheets

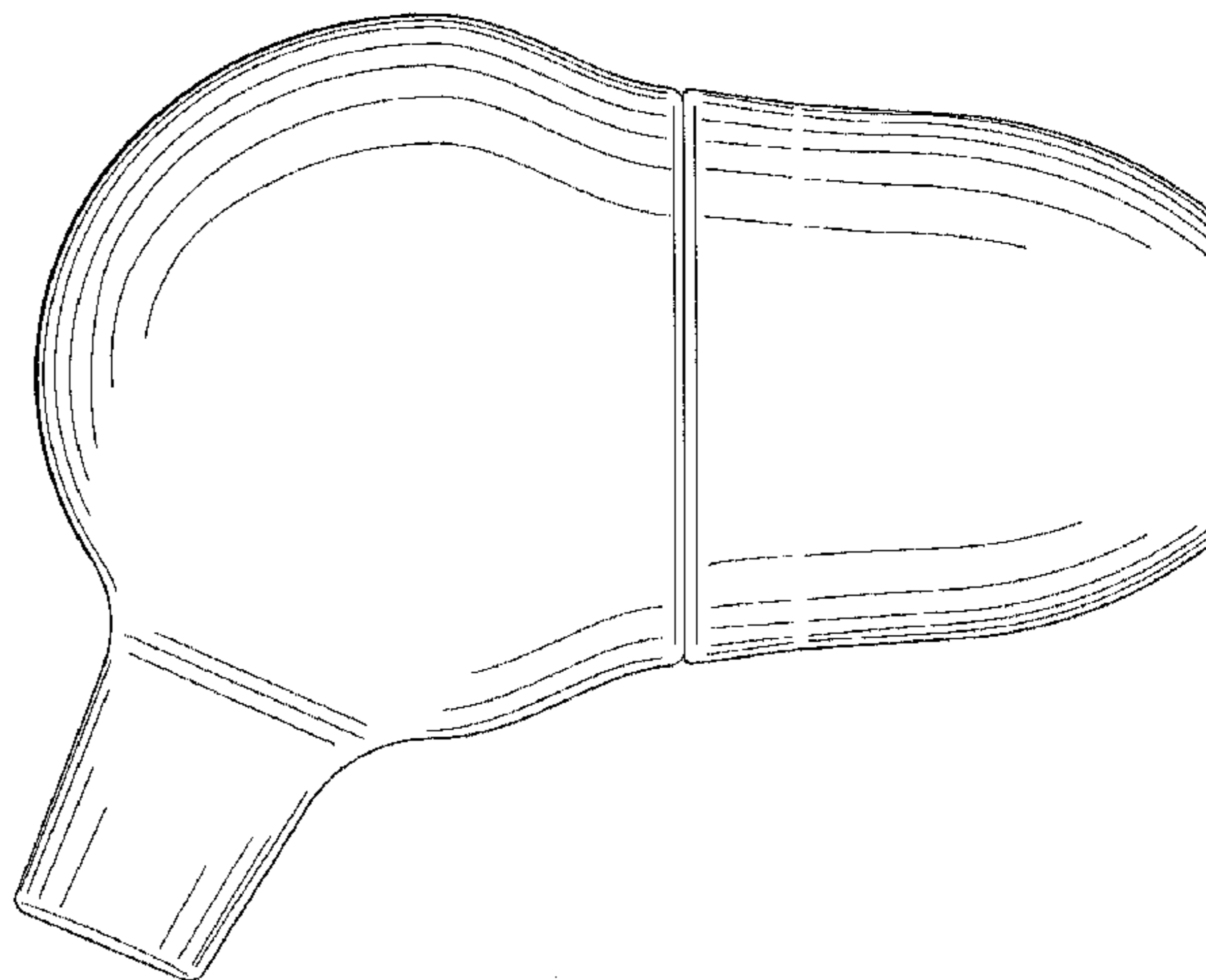
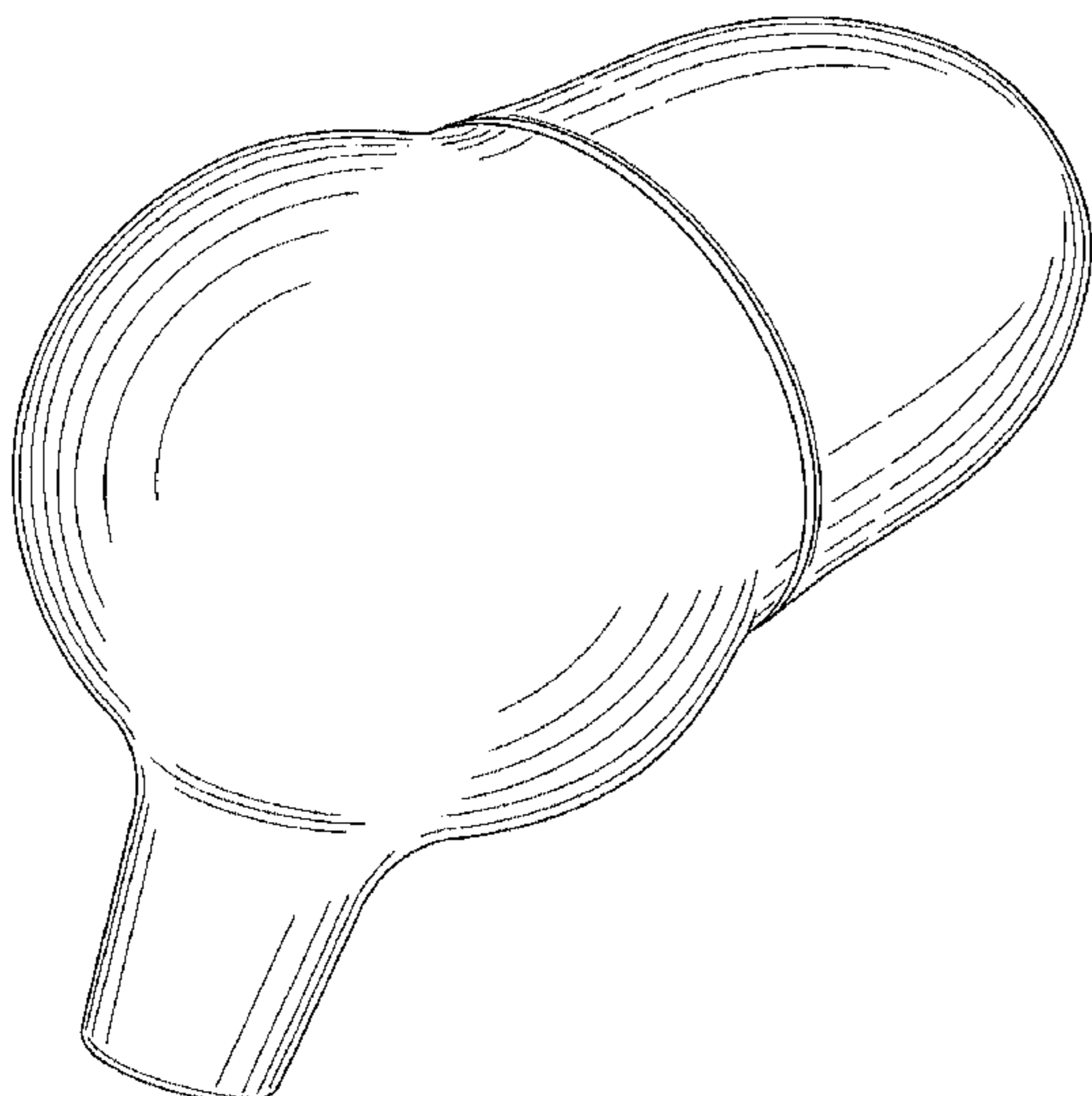


Fig. 1

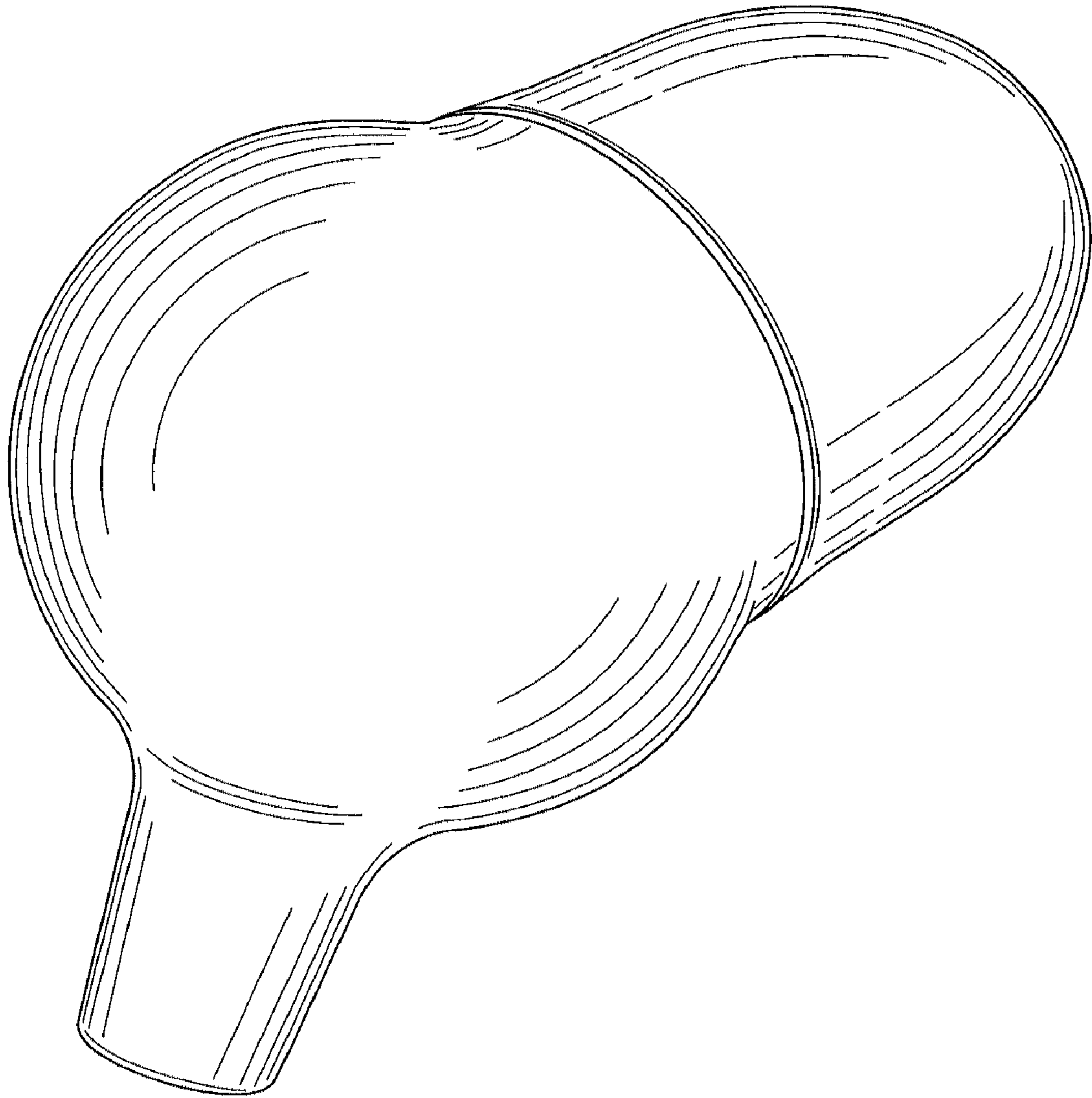


Fig.2

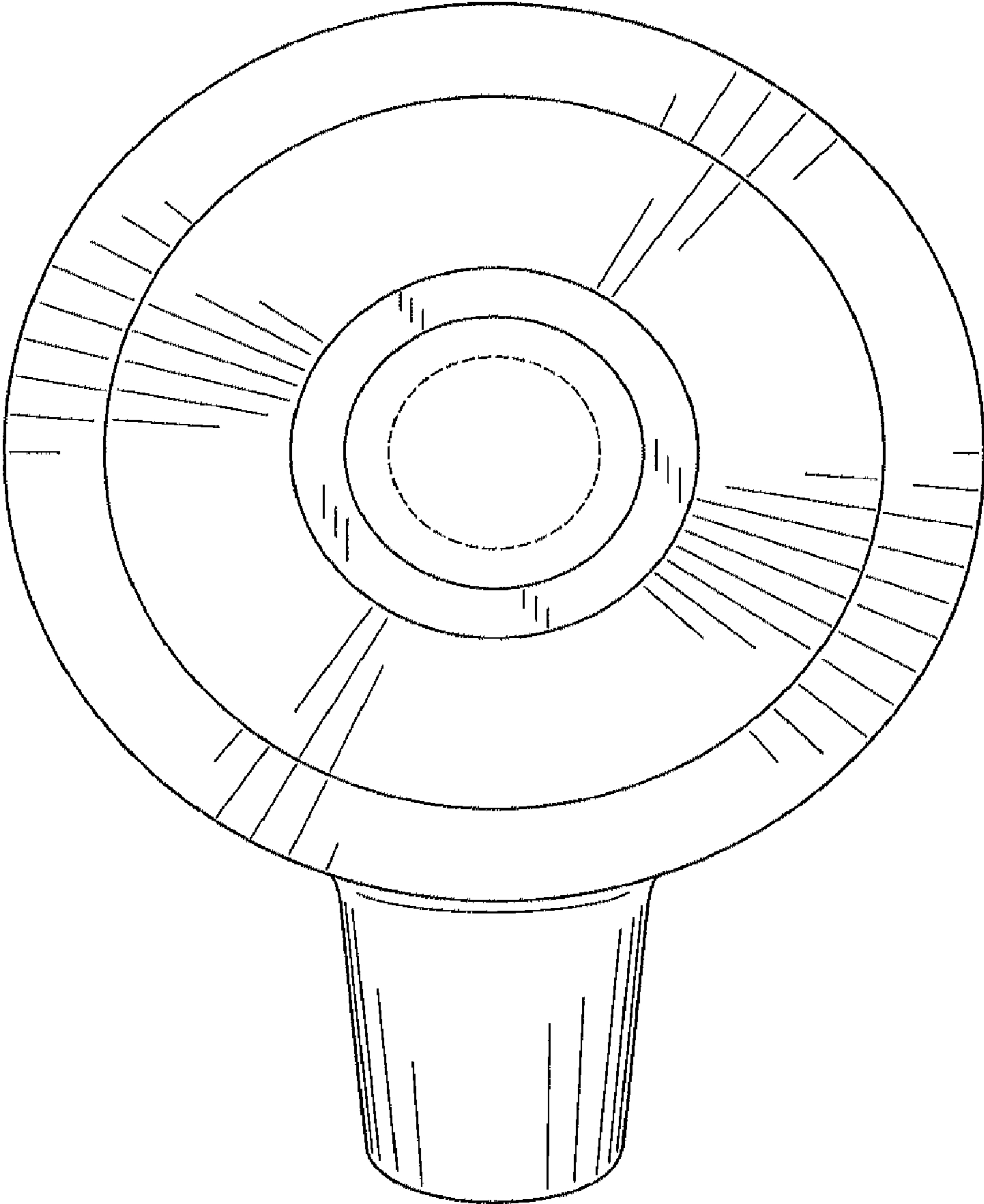


Fig.3




Fig.4

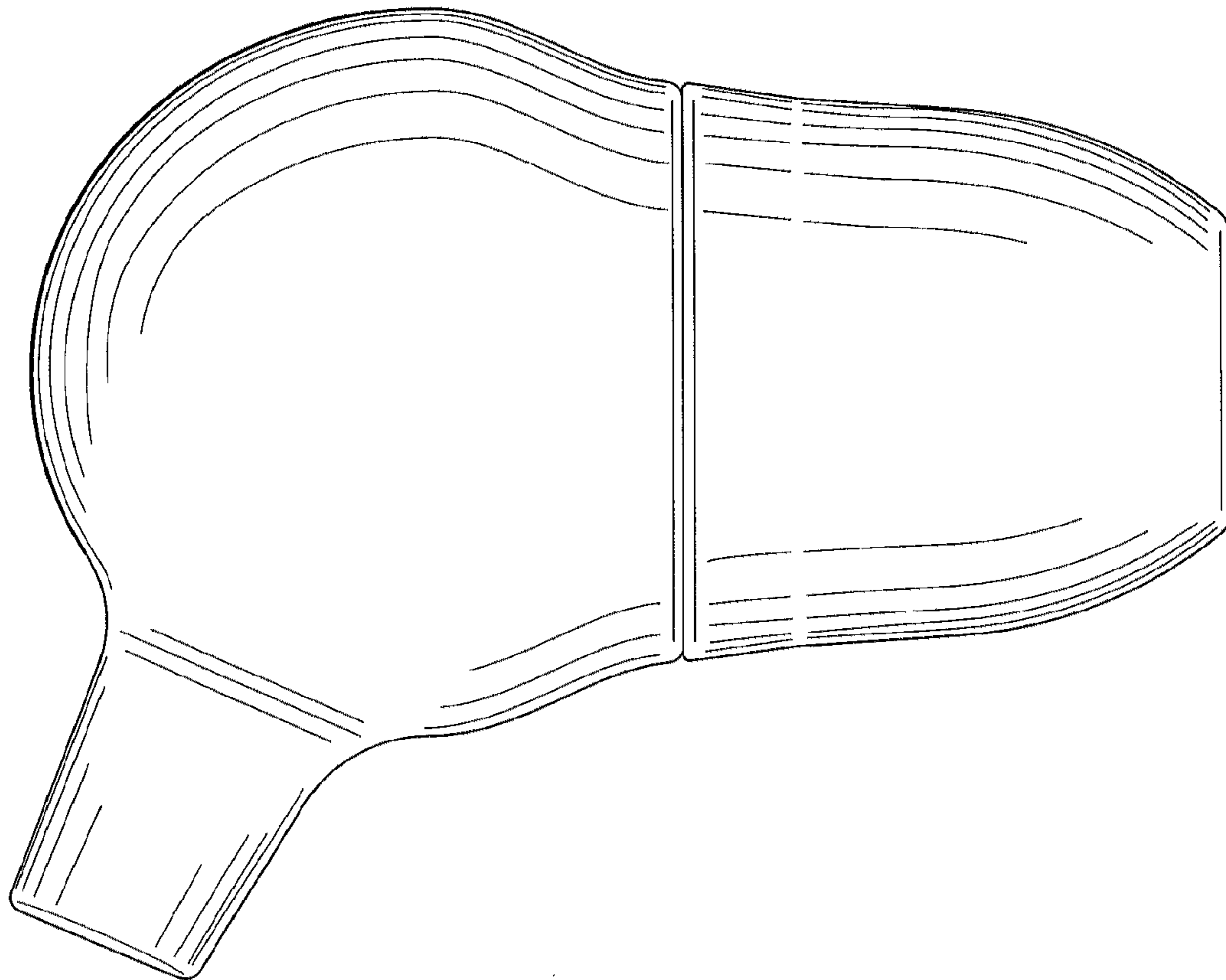


Fig.5

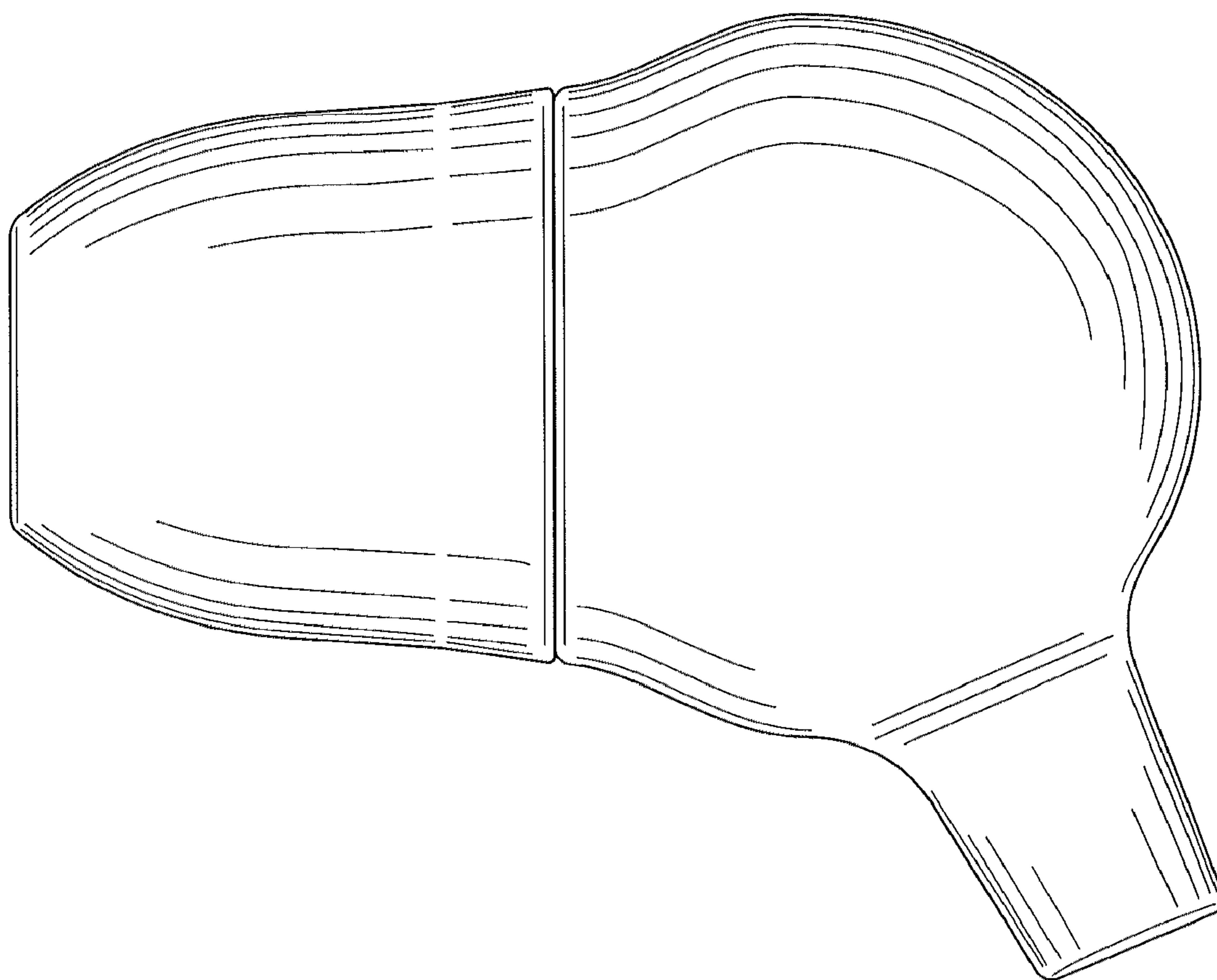


Fig.6

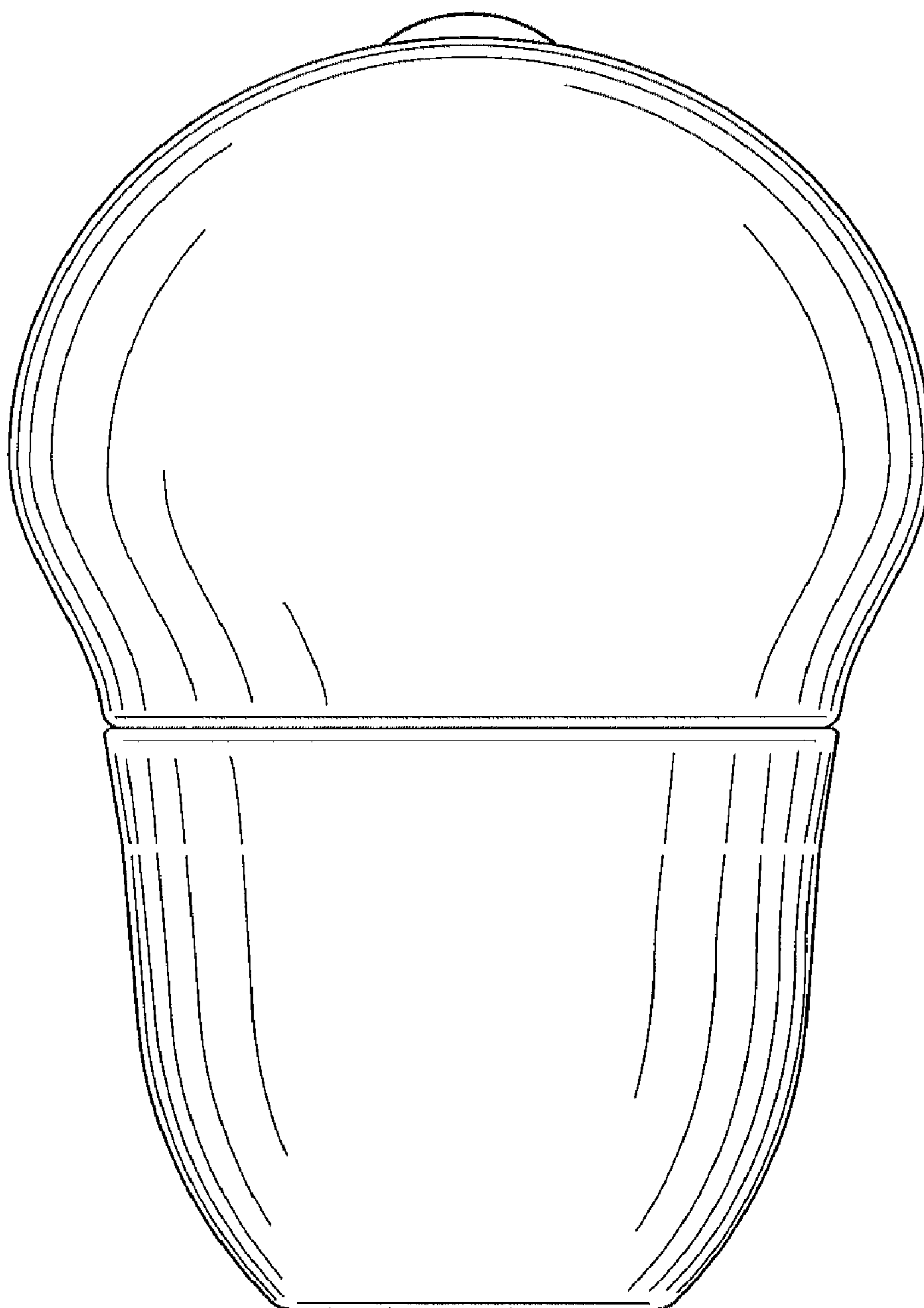


Fig. 7

