



US00D664443S

(12) **United States Design Patent**
Tanaka et al.

(10) **Patent No.:** **US D664,443 S**
(45) **Date of Patent:** **** Jul. 31, 2012**

(54) **BOTTLE**

(75) Inventors: **Hideki Tanaka**, Tokyo (JP); **Yoshiharu Tsukino**, Kyoto (JP)

(73) Assignee: **Takara Shuzo Co., Ltd.**, Kyoto (JP)

(**) Term: **14 Years**

(21) Appl. No.: **29/371,433**

(22) Filed: **Feb. 25, 2011**

(30) **Foreign Application Priority Data**

Dec. 22, 2010 (JP) 2010-030641
Dec. 22, 2010 (JP) 2010-030658

(51) **LOC (9) Cl.** **09-01**

(52) **U.S. Cl.** **D9/600; D9/503**

(58) **Field of Classification Search** D9/600,
D9/649, 652, 500-503, 516, 549-551; 206/457-458;
220/890

See application file for complete search history.

(56) **References Cited**

U.S. PATENT DOCUMENTS

D178,808 S * 9/1956 Rosenak D9/500
D330,327 S * 10/1992 Messer D9/500
D434,985 S * 12/2000 Colonna D9/516
D449,531 S 10/2001 Cooley

(Continued)

FOREIGN PATENT DOCUMENTS

JP 1046535 8/1999

(Continued)

OTHER PUBLICATIONS

Beverage World Magazine, p. 32. Skyy Vodka.*

Primary Examiner — Sandra Morris

(74) *Attorney, Agent, or Firm* — Muncy, Geissler, Olds & Lowe, PLLC

(57) **CLAIM**

The ornamental design for a bottle, as shown and described.

DESCRIPTION

The patent or application file contains at least one drawing executed in color. Copies of this patent or patent application publication with color drawing(s) will be provided by the Office upon request and payment of the necessary fee.

FIG. 1 is a front elevational view of a bottle according to a first embodiment of the present invention.

FIG. 2 is a rear elevational view of the bottle of FIG. 1.

FIG. 3 is a left side elevational view of the bottle of FIG. 1.

FIG. 4 is a right side elevational view of the bottle of FIG. 1.

FIG. 5 is a top plan view of the bottle of FIG. 1.

FIG. 6 is a right front elevational view of the bottle of FIG. 1.

FIG. 7 is a left front elevational view of the bottle of FIG. 1.

FIG. 8 is a front elevational view of a bottle according to a second embodiment of the present invention.

FIG. 9 is a rear elevational view of the bottle of FIG. 8.

FIG. 10 is a left side elevational view of the bottle of FIG. 8.

FIG. 11 is a right side elevational view of the bottle of FIG. 8.

FIG. 12 is a top plan view of the bottle of FIG. 8.

FIG. 13 is a right front elevational view of the bottle of FIG. 8; and,

FIG. 14 is a left front elevational view of the bottle of FIG. 8.

1 Claim, 14 Drawing Sheets
(7 of 14 Drawing Sheet(s) Filed in Color)



US D664,443 S

Page 2

U.S. PATENT DOCUMENTS			
D500,250 S *	12/2004	Bonelli et al.	D9/600
D549,105 S *	8/2007	Lepoitevin	D9/649
D555,502 S *	11/2007	Fouques Du Parc	D9/503
FOREIGN PATENT DOCUMENTS			
JP	1071929		5/2000
JP	1110359		3/2001

JP	1138424	4/2002
JP	1166487	3/2003
JP	1166497	3/2003
JP	1167600	3/2003
JP	1179554	7/2003
JP	1179558	7/2003

* cited by examiner

Fig. 1



Fig. 2




Fig. 3




Fig. 4



Fig. 5




Fig. 6



Fig. 7




Fig. 8




Fig. 9




Fig. 10




Fig. 11




Fig. 12




Fig. 13



Fig. 14

