

US00D664440S

(12) **United States Design Patent**
Gonzalez Rodriguez

(10) **Patent No.:** **US D664,440 S**
(45) **Date of Patent:** **** Jul. 31, 2012**

(54) **BOTTLE**

(75) Inventor: **Alonso Gonzalez Rodriguez**, Naucalpan de Juárez (MX)

(73) Assignee: **Grupo Pavisá Sa De CV**, Naucalpan De Juárez, Estado De Mexico (MX)

(**) Term: **14 Years**

(21) Appl. No.: **29/389,398**

(22) Filed: **Apr. 11, 2011**

(30) **Foreign Application Priority Data**

Dec. 17, 2010 (MX) MX/F/2010/003432

(51) **LOC (9) Cl.** **09-01**

(52) **U.S. Cl.** **D9/544; D9/559; D9/560; D9/573**

(58) **Field of Classification Search** D9/500,
D9/505, 516, 530, 542-546, 548, 549-551,
D9/558-560, 563, 571-575, 439; D7/598;
215/379, 381-383; 220/660, 662, 669-673,
220/675

See application file for complete search history.

(56) **References Cited**

U.S. PATENT DOCUMENTS

D25,402 S *	4/1896	Nelson	D9/544
D30,134 S *	2/1899	Olsen	D9/520
D92,640 S *	6/1934	Ennever	D9/560
D343,580 S *	1/1994	Reynaud	D9/560
D363,668 S *	10/1995	Brough et al.	D9/544
D456,272 S *	4/2002	Sadeghi et al.	D9/560

D526,209 S *	8/2006	Beard et al.	D9/646
D581,800 S *	12/2008	Rica	D9/544
D614,036 S *	4/2010	Gedanke	D9/520
D622,608 S *	8/2010	Sansevero	D9/616
D624,823 S *	10/2010	Brown	D9/544
D633,806 S *	3/2011	Lecoule	D9/559
D636,679 S *	4/2011	Dumas	D9/545

OTHER PUBLICATIONS

“Flare Mouth”, Finish., Illustrated Catalog and Price List, Illinois Glass Company, Perrin & Smith Print, © 1901, p. 20.*

* cited by examiner

Primary Examiner — Dana L Meyrow

(74) *Attorney, Agent, or Firm* — Birch, Stewart, Kolasch & Birch, LLP

(57) **CLAIM**


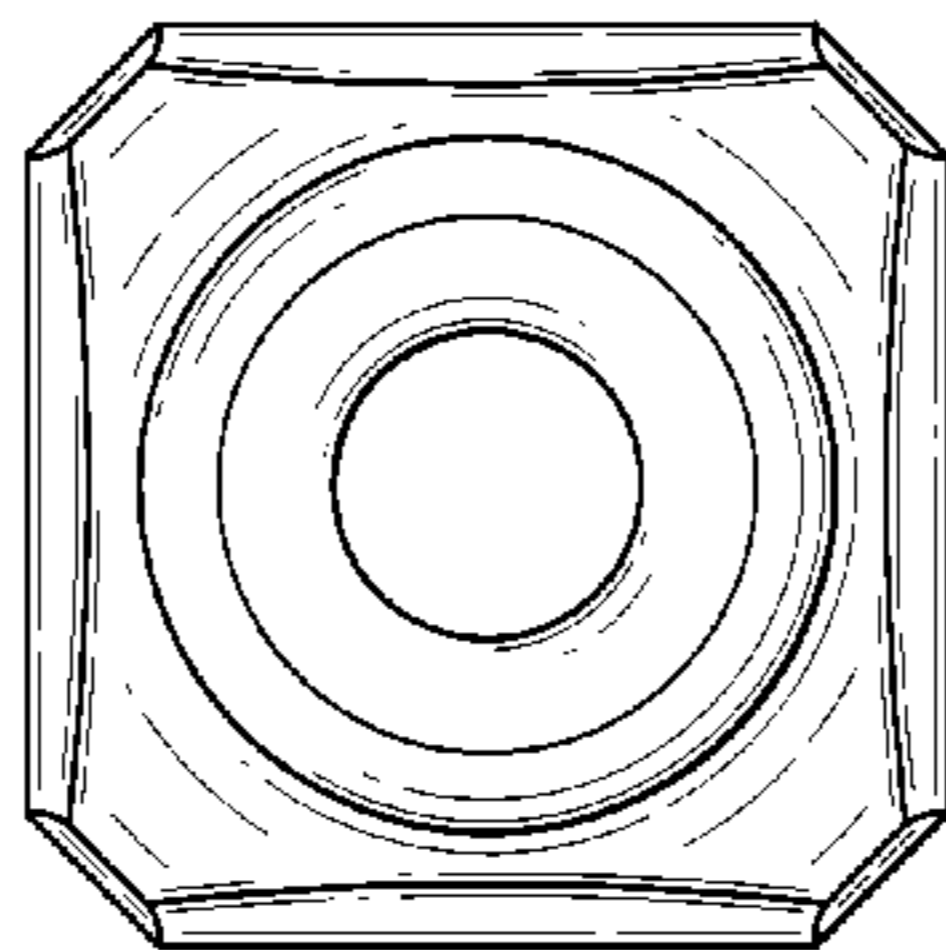
The ornamental design for a bottle, as shown and described.

DESCRIPTION

FIG. 1 is a top plan view of a bottle showing my new design; FIG. 2 is a front elevational view thereof shown at a reduced scale, the rear elevational view being identical; FIG. 3 is a right side elevational view thereof, the left side elevational view being identical; and, FIG. 4 is a bottom plan view thereof shown at an enlarged scale.

The broken lines in the drawings illustrate the portion of the design that forms no part of the claimed design.

1 Claim, 4 Drawing Sheets



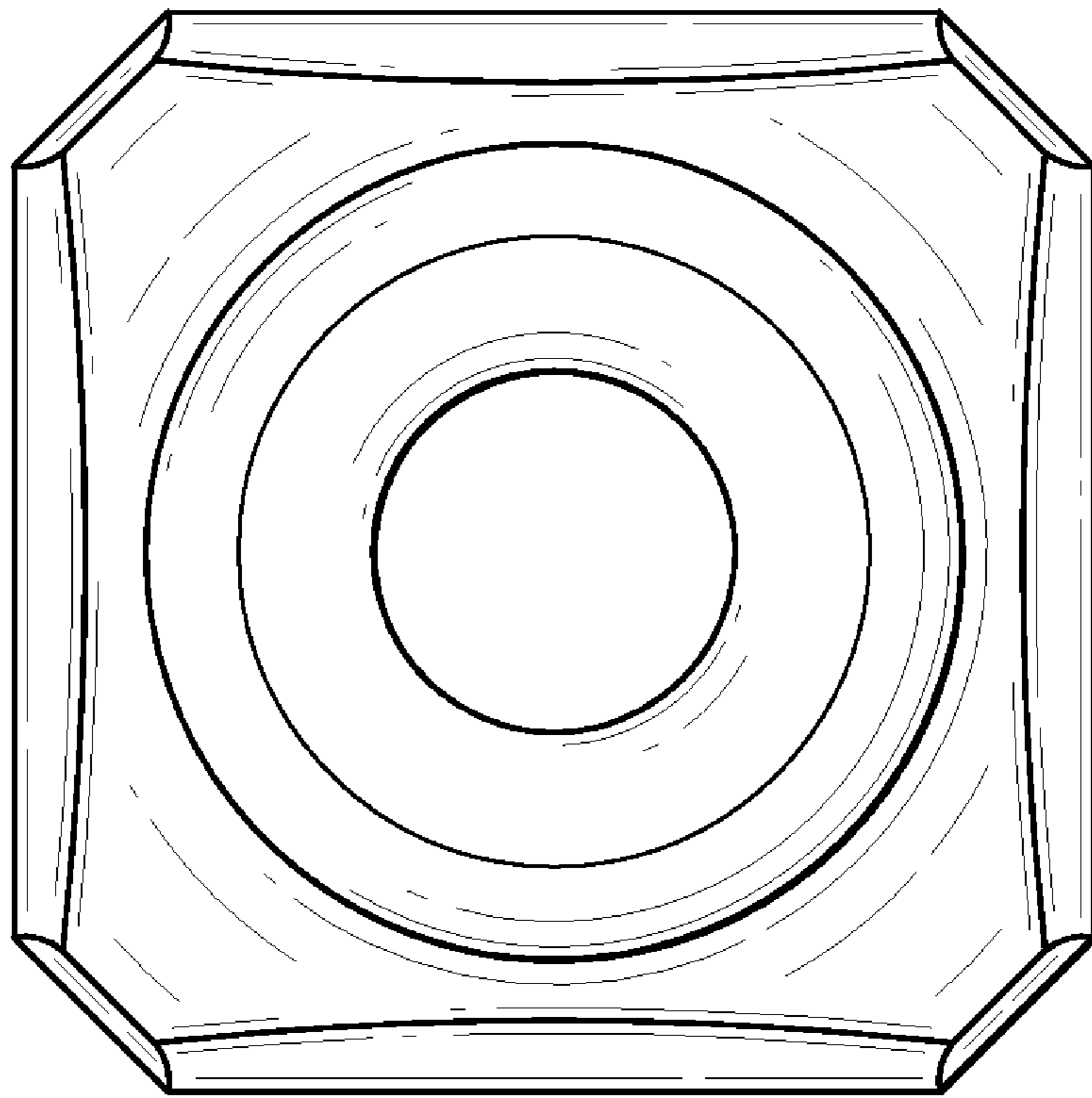


FIG. 1




FIG. 2

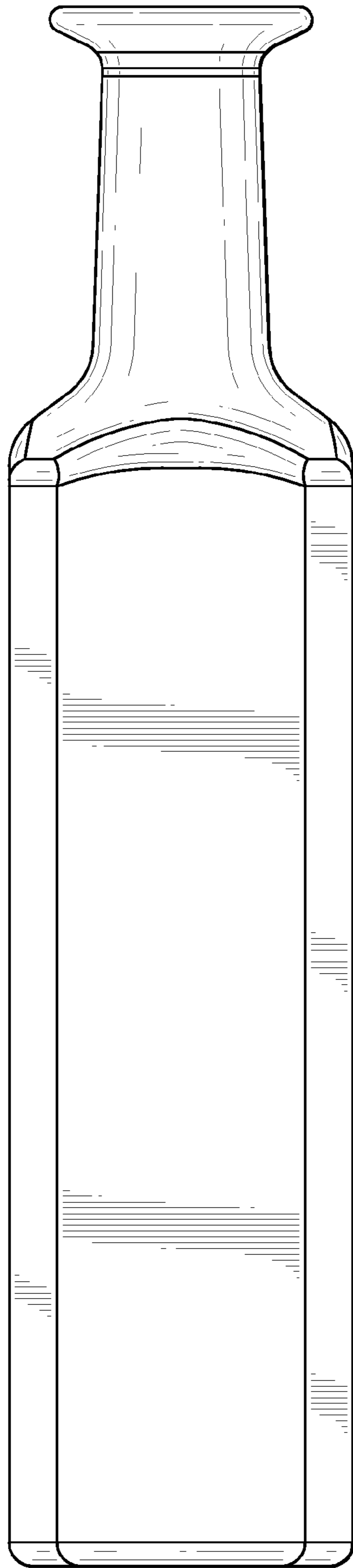


FIG. 3

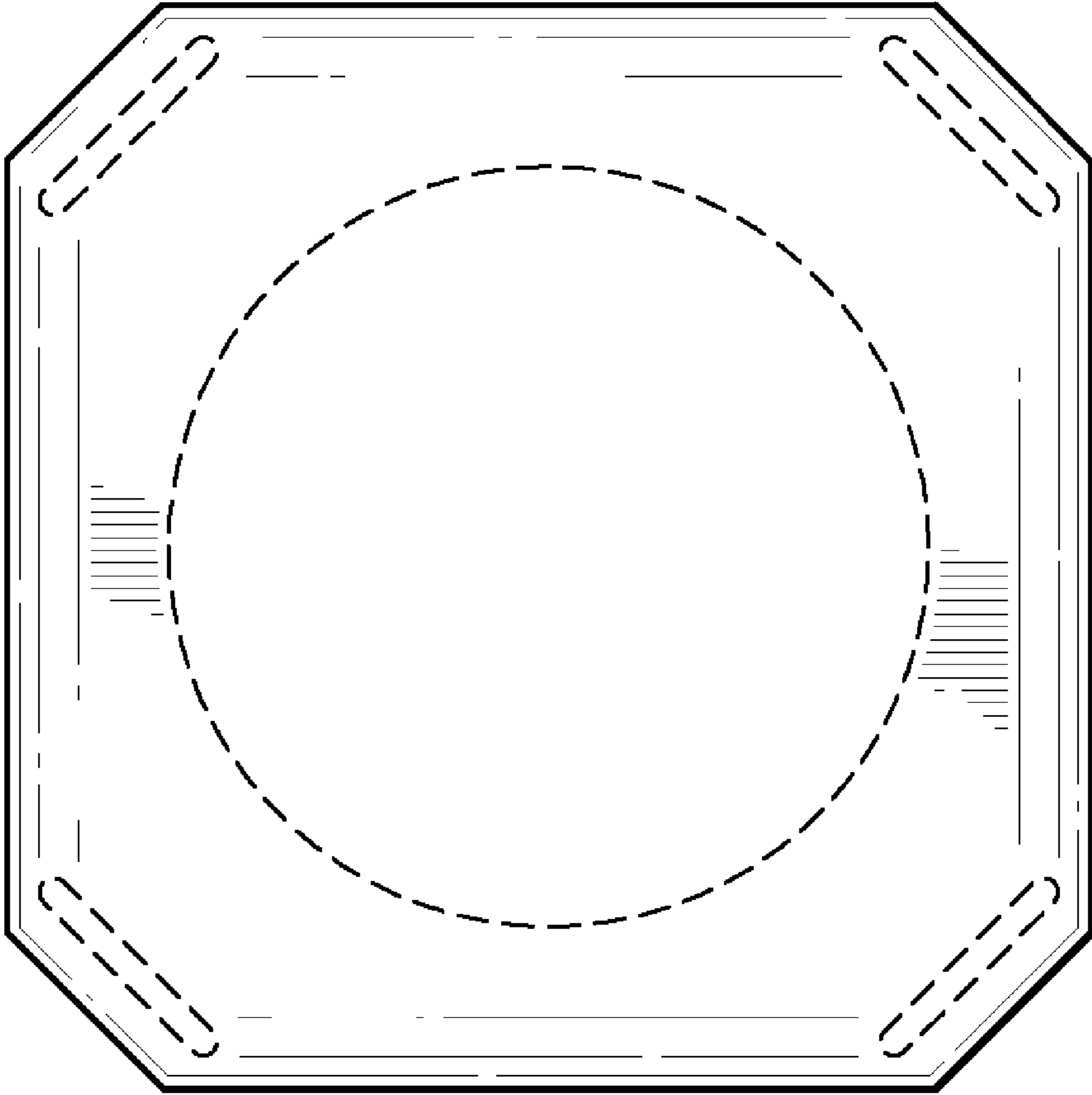


FIG. 4