



US00D664399S

(12) **United States Design Patent**
Henry

(10) **Patent No.:** **US D664,399 S**
(45) **Date of Patent:** **** Jul. 31, 2012**

(54) **PIE PLATE**
(75) Inventor: **Jacques Henry**, Marcigny (FR)
(73) Assignee: **Emile Henry**, Marcigny (FR)
(**) Term: **14 Years**
(21) Appl. No.: **29/393,920**
(22) Filed: **Jun. 10, 2011**

D413,547 S * 9/1999 Wagner D11/164
D447,086 S * 8/2001 Weder D11/164
6,427,381 B1 * 8/2002 Weder 47/72
D464,166 S * 10/2002 Shieh D26/133
D508,824 S * 8/2005 Vendl et al. D7/566
D528,366 S * 9/2006 Medard D7/545
D531,749 S * 11/2006 Wright D26/118
D551,910 S * 10/2007 Rousso et al. D7/566
D552,785 S * 10/2007 De'Armond D26/128
D560,853 S * 1/2008 Van Le et al. D28/56
D575,990 S * 9/2008 Altiner et al. D7/566
D643,248 S * 8/2011 Schmidt D7/505

* cited by examiner

(30) **Foreign Application Priority Data**
Jan. 21, 2011 (EM) 001809195-0003
(51) **LOC (9) Cl.** **07-01**
(52) **U.S. Cl.** **D7/566; D7/570**
(58) **Field of Classification Search** D7/545,
D7/586, 500, 543, 566, 620, 629, 552.1, 354,
D7/584, 360, 361, 523, 560, 570; 220/751,
220/23.4, 574; D9/432; D30/127
See application file for complete search history.

Primary Examiner — Cynthia Underwood
(74) *Attorney, Agent, or Firm* — Abelman, Frayne & Schwab

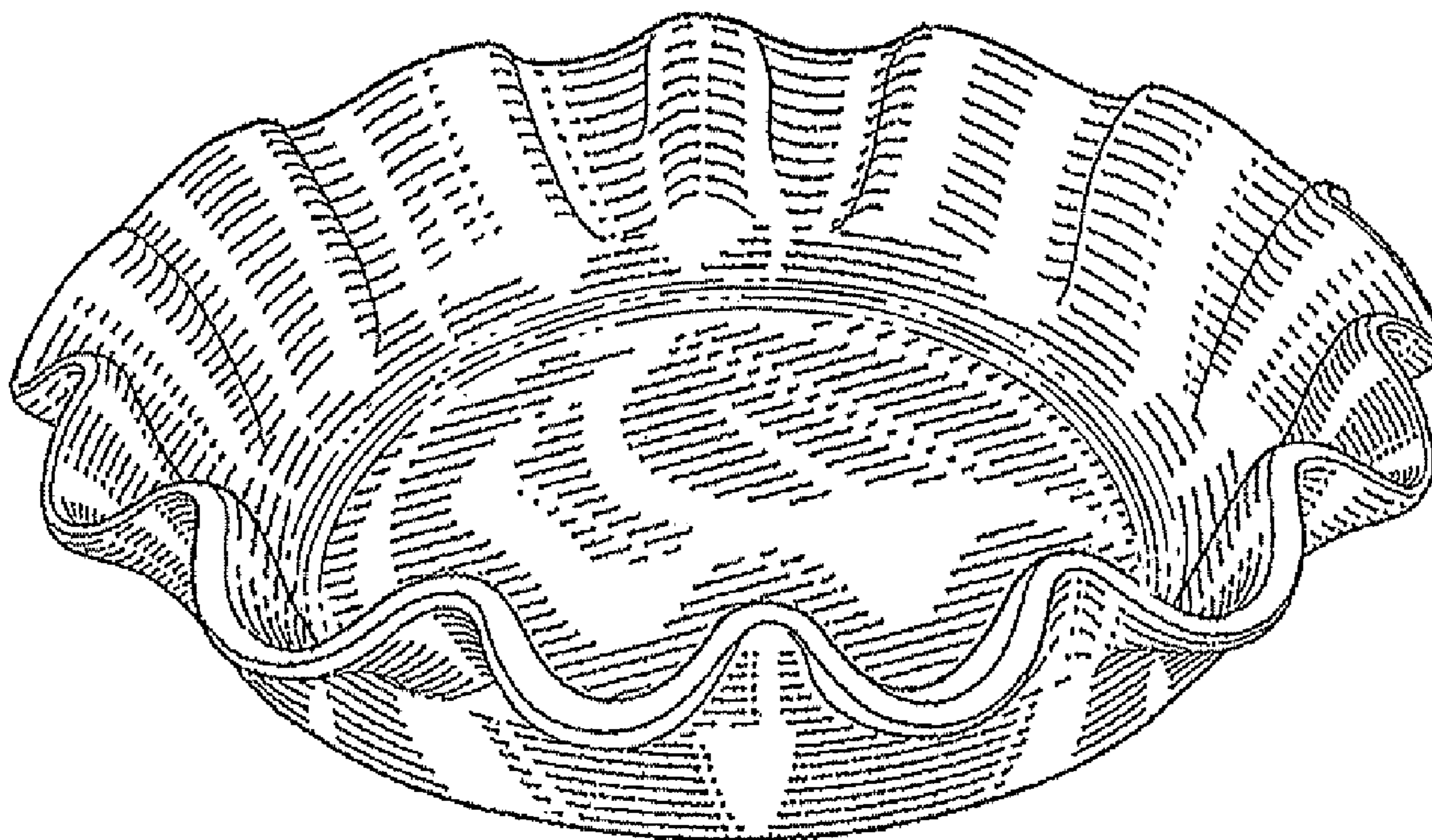
(56) **References Cited**
U.S. PATENT DOCUMENTS
D5,806 S * 4/1872 Palmer D11/154
D233,501 S * 11/1974 Zeischegg D7/565
D319,682 S * 9/1991 Sharp et al. D23/201
D361,735 S * 8/1995 Weder et al. D11/164
D387,701 S * 12/1997 Shieh D11/154
D389,373 S * 1/1998 Belue D7/354

(57) **CLAIM**
The ornamental design for a pie plate, as shown and described.

DESCRIPTION

FIG. 1 a perspective view of a pie plate according to my new design;
FIG. 2 a front view of the pie plate according to my new design;
FIG. 3 a bottom view of the pie plate according to my new design; and,
FIG. 4 a top view of the pie plate according to my new design.

1 Claim, 4 Drawing Sheets



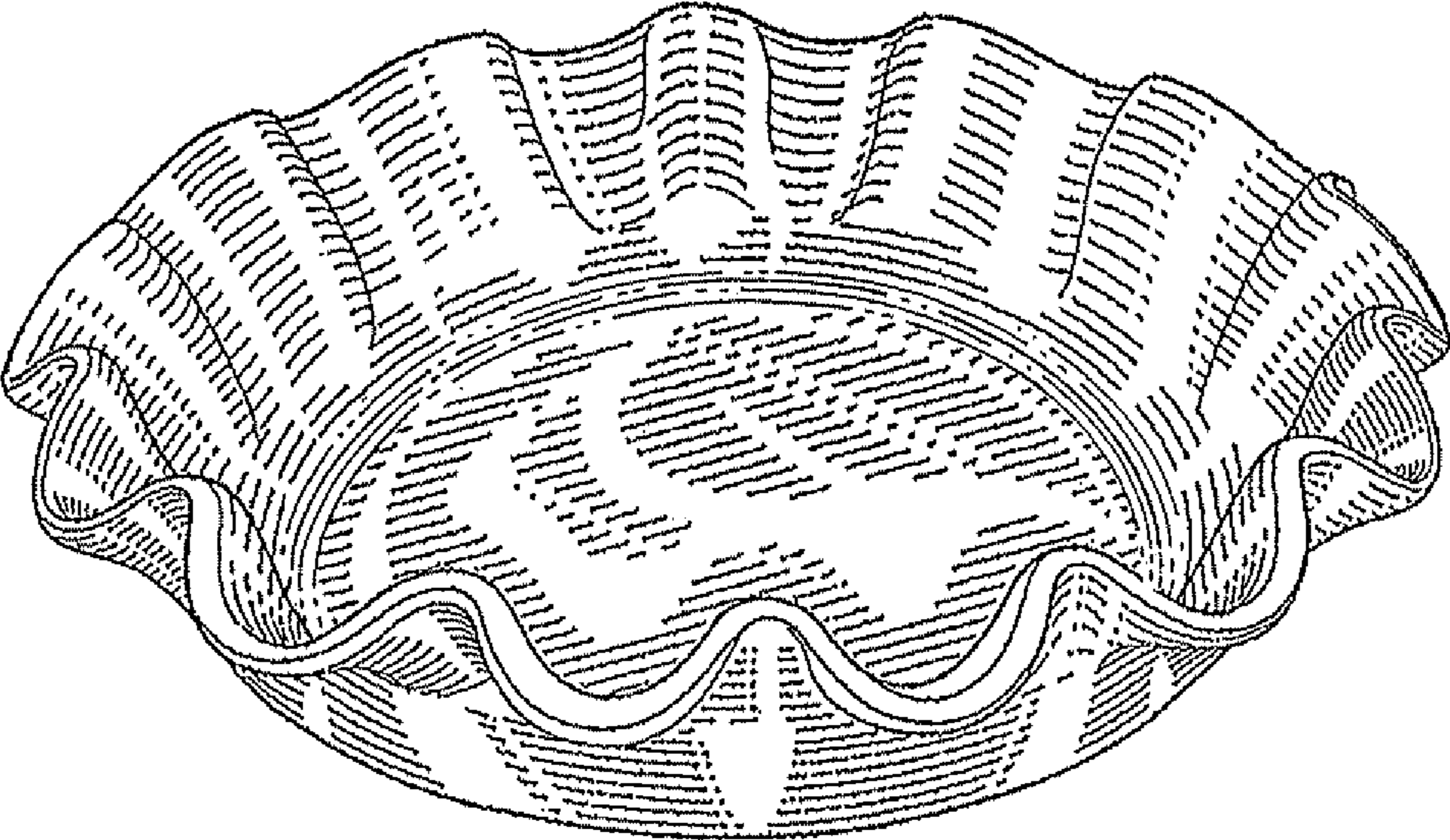


Fig. 1

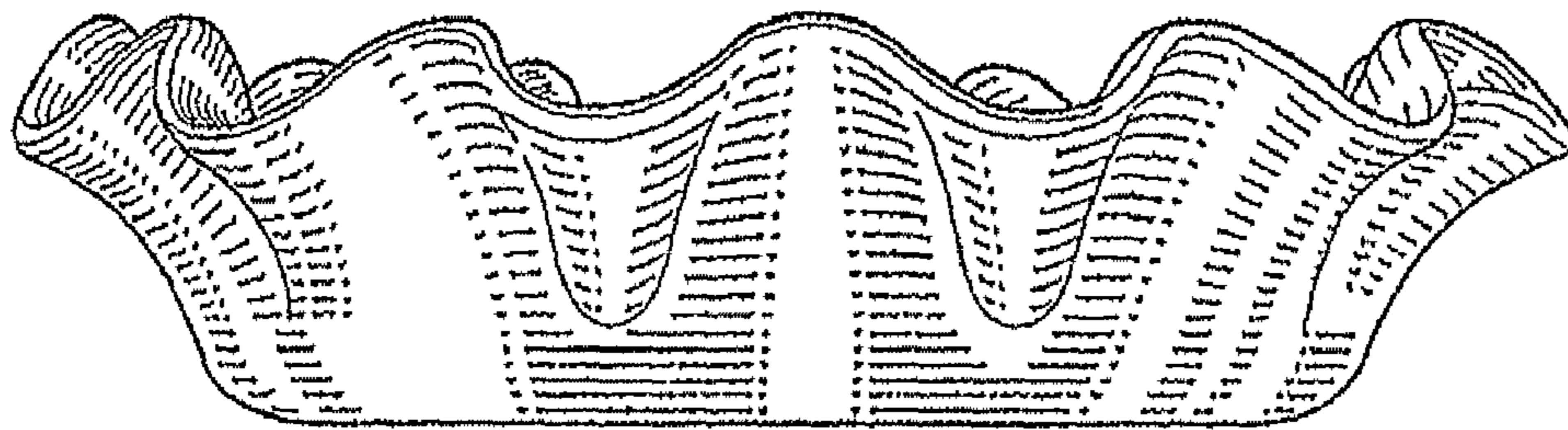


Fig. 2




Fig. 3




Fig. 4